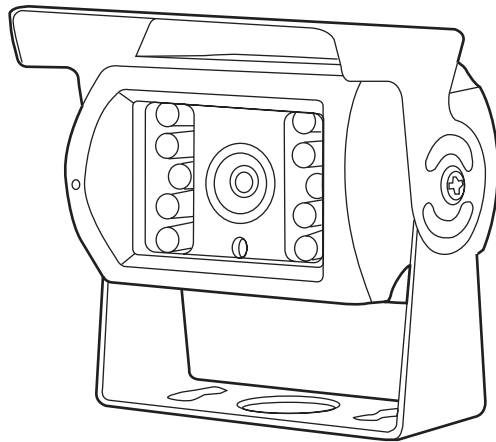


MobileVision™

Owner's/Installation Manual



Color Rearview Security Camera

Models: C125 Black
C125W White

For Technical Assistance, please call (800) 638-3600,
or visit www.magnadyne.com

Introduction


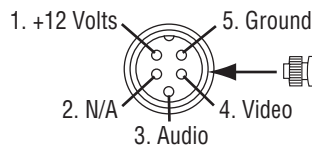
Congratulations on your purchase of a quality MobileVision Rearview Security Camera. This camera has been designed to provide you with a product that is technologically superior and provide years of trouble free operation.

The information enclosed provides a quick reference of the operations and maintenance of your new Rearview Security Camera.

This product must be installed and used in accordance with this manual. Any alterations to this product that enables it to be used in any way other than intended or designed could distract the driver and result in an accident causing injury or death. Magnadyne Corporation disclaims any and all liability that may result from failure to install and operate in any other manner in which this was intended.

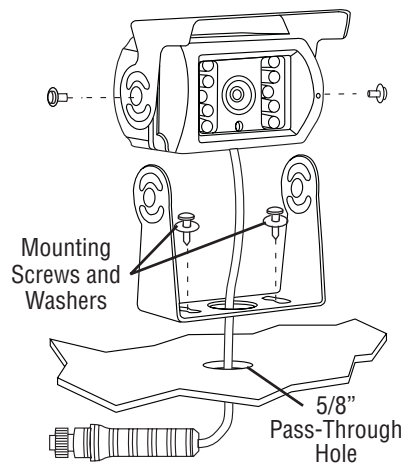
Camera Features

1. Built-In Microphone
2. Adjustable Viewing Angle
3. Aluminum Die-Cast Waterproof Housing
4. Removable Wind Deflector
5. Illumination LEDs
6. 1/3" Color CCD Camera Lens
7. Photo Sensor



Mounting the Camera

1. Select a position to mount the camera that is free of obstructions and moving parts and has a proper viewing angle of the area behind the vehicle.
2. Remove the mounting bracket from the camera and use it as a template to drill mounting holes and a 5/8" cable pass-through hole.
3. Position the camera mounting bracket and align with pre-drilled holes then secure bracket with screws.
4. Insert the camera cable into the pass-through hole and secure the camera to the mounting bracket. Use silicone to seal the pass-through hole.



Warning

Backing Up Your Vehicle

The product is intended to assist in safe driving and allows the driver to have a broader field of vision during backup. You, as the driver, are solely responsible for the safe operation of your vehicle and the safety of your passengers and pedestrians, and abiding all state and local traffic regulations. Do not use any features of this system to the extent it distracts you from safe driving. Your first priority while driving should always be the safe operation of your vehicle. Magnadyne will not accept any responsibility whatsoever for accidents and/or injuries resulting from failure to observe these precautions or safety instructions.

Maintenance

Although this Rearview Security Camera requires little care, you can still maintain its condition and performance by following these steps:

- Occasionally clean the camera lens with damp soft cloth.

Should you experience any problem with the camera please refer to the troubleshooting guide below prior to returning your camera for repair.

Note: The user should not attempt to service the unit beyond that described in the operating instructions. All other servicing should be referred to qualified personnel.

Troubleshooting

Only qualified personnel should remove the cover or service this unit. The warranty will become invalid if factory security seal is broken.

Symptoms	Solutions
Cloudy Image	• Clean Dirty Camera Lens
No Power / Image	• Check Power Connections
No Sound	• Check Power Connections • Check Microphone for Debris
Upside Down Image	• Check Camera Mounting
Unstable Image	• Check Mounting Hardware • Check Power Connections

Specifications

Image Sensor:	1/3" Sharp Color CCD
Board Lens:	2.8 mm
Resolution:	420 TV Lines
S/N Ratio:	48dB (AGC On)
Sync System:	Internal Synchronization
Minimum Illumination:	0Lux (IR LED On)
Video Output:	1.0Vp-p 75 ohm
IR Project Distance:	15 Meters
Water Resistance:	Ip67
Power Consumption:	300 mA
Camera & Bracket Weight:	350g
Operating Temperature:	-20°C ~ -70°C

Warranty

ONE (1) YEAR LIMITED WARRANTY

Magnadyne Corporation or its authorized agents will within one year from the date of sale to you, repair, replace or refund the retail sales price of said product or any part thereof, at the option of the Magnadyne Corporation or its authorized agents, if said product or part is found defective in materials or workmanship, when properly connected and operating on the correct power requirements designated for the specific product. This warranty and Magnadyne Corporation or its authorized agent's obligations hereunder do not apply where the product was; damaged while in the possession of the consumer, subjected to unreasonable or unintended use, not reasonably maintained, utilized in commercial or industrial operations, or serviced by anyone other than Magnadyne Corporation or its authorized agents, or where the warning seal on the product is broken or the power and/or plugs are detached from the unit. Magnadyne Corporation or any of its authorized agents will not assume any labor costs for the removal and reinstallation of any product found to be defective, or the cost of transportation to Magnadyne Corporation or its authorized agents. Such cost are the sole responsibility of the purchaser.

This warranty does not cover the cabinet appearance items or accessories used in connection with this product, or any damage to recording or recording tape, or any damage to the products resulting from improper installation, alteration, accident, misuse, abuse or acts of nature.

MAGNADYNE CORPORATION OR ITS AUTHORIZED AGENTS SHALL NOT BE LIABLE TO ANYONE FOR CONSEQUENTIAL OR INCIDENTAL DAMAGES OR CLAIMS EXCEPT THOSE ACCORDED BY LAW. NO EXPRESSED WARRANTY OR IMPLIED WARRANTY IS GIVEN EXCEPT THOSE SET FORTH HEREIN. NO IMPLIED WARRANTY SHALL EXTEND BEYOND ONE YEAR FROM THE DATE OF SALE.

This warranty extends only to the original purchaser of the product and is not transferable. Some states do not allow limitations on how long an implied warranty lasts, and some states do not allow the exclusion or limitation of incidental or consequential damages, so the above limitations or exclusion may not apply to you. This warranty gives you specific legal rights, and you may have other rights that vary from state to state.

“NOTE: The manufacturer is not responsible for any radio or TV interference caused by unauthorized modifications to this equipment. Such modifications could void the User's authority to operate the equipment.”

Defective merchandise should be returned to the original point of purchase or secondly, to Magnadyne Corporation, 1111 W. Victoria Street, Compton CA 90220.

Return Authorization must be obtained before sending, or merchandise may be refused.

Free Manuals Download Website

<http://myh66.com>

<http://usermanuals.us>

<http://www.somanuals.com>

<http://www.4manuals.cc>

<http://www.manual-lib.com>

<http://www.404manual.com>

<http://www.luxmanual.com>

<http://aubethermostatmanual.com>

Golf course search by state

<http://golfingnear.com>

Email search by domain

<http://emailbydomain.com>

Auto manuals search

<http://auto.somanuals.com>

TV manuals search

<http://tv.somanuals.com>