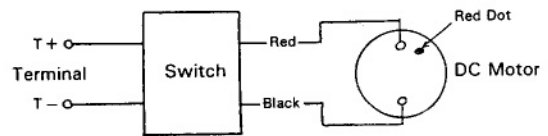


WIRING DIAGRAM



IMPORTANT — To assure product **SAFETY** and **RELIABILITY**, repairs, maintenance or adjustments should be performed by **MAKITA** Service Centers or other qualified service organizations. Always use **MAKITA** replacement parts.

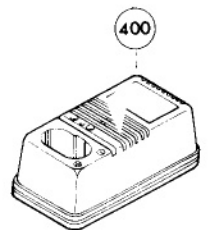
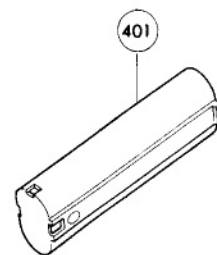
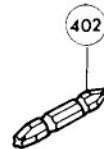
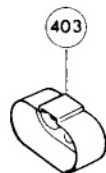



Fig.	Part No.	Qty. Used	Description	Fig.	Part No.	Qty. Used	Description
1	266130-9	7	TAPPING SCREW M3X16	15	182836-0	1	HOUSING SET (Incl. Fig.3)
3	182836-0	1	HOUSING SET (Incl. Fig.15)	17	344391-2	2	BIT HOLDER
4	231433-0	1	COMPRESSION SPRING 4	18	263022-3	2	RUBBER PIN 6
5	416119-9	1	SPEED CHANGE LEVER	19	344549-3	1	SET PLATE
6	231433-0	1	COMPRESSION SPRING 4	ACCESSORIES			
7	251457-0	1	PAN HEAD SCREW M5X20	400	113103-2	1	DC9700 CHARGER
9	232162-8	1	LEAF SPRING	401	632002-4	1	BATTERY 7000
10	125050-5	1	GEAR ASSEMBLY	402	784202-3	2	PHILLIPS BIT 2-45, 1-3/4"
11	629708-3	1	DC MOTOR (Incl. Spur Gear 10, 226316-7)	403	414938-7	1	BATTERY COVER
12	651950-8	1	SWITCH	404	182889-9	1	PLASTIC TOOL CASE
13	256252-3	1	PIN 3	405	763119-3	1	KEYLESS DRILL CHUCK 10
14	912002-3	2	C.H.SCREW M3X6				

2 MODEL 6019D
2 MODEL 6019DWE

11-96

Free Manuals Download Website

<http://myh66.com>

<http://usermanuals.us>

<http://www.somanuals.com>

<http://www.4manuals.cc>

<http://www.manual-lib.com>

<http://www.404manual.com>

<http://www.luxmanual.com>

<http://aubethermostatmanual.com>

Golf course search by state

<http://golfingnear.com>

Email search by domain

<http://emailbydomain.com>

Auto manuals search

<http://auto.somanuals.com>

TV manuals search

<http://tv.somanuals.com>