



TRIPOD BAGS AND CARRYING SYSTEMS

A tripod is a wonderful thing. Carrying one never has been... until now. At Manfrotto, we know more than most about how the subject, so it was in our own interests as much as it was in yours to develop a complete range of carrying and transportation solutions designed around the one piece of photo or video kit that most bag manufacturers conveniently choose to ignore... our own beloved tripods.

With our new carrying systems, we've worked from the inside out to invent new contoured bag shapes that fit your kit and offer convenient ways of setting up and breaking down faster, a "space pad" that lets you shoulder carry your tripod without risking bangs and bruises, an open backpack that keeps your hands free, your tripod protected and weight to a minimum. Whether you want a handle or strap that doesn't even have to be removed from your tripod when you set up a shoot, or whether you need a protective shell to get your kit safely through baggage hall hell, we're pleased to say we've got the solution. With innovative technical features, prime materials and first class construction methods, the quality of all our bags and carrying solutions is up to the high standards you expect from Manfrotto.



MBAG120P

MBAG100P

MBAG90P

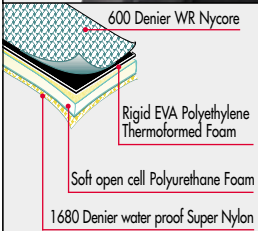
MBAG80P

MBAG80

MBAG70

MBAGD

Padded end protects tripod head.




Central handle
(on models MBAG120P,
MBAG100P, MBAG90P)



End handle (on models
MBAG120P, MBAG100P,
MAGB90P, MAGB80P,
MBAGB80)



High quality, durable
ballistic nylon.



Easy-grip zip opening.




Shoulder strap.



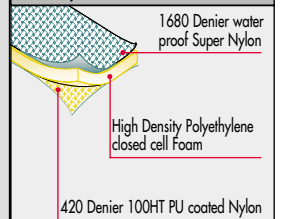
Internal pocket holds video
head pan bar (on models
MBAG120P, MBAG100P,
MAGB90P)



Tapered to follow the
shape of the tripod
and head.



Padded Tripod Bag
(on models MBAG120P,
MBAG100P, MAGB90P,
MBAG80P)
Body Construction.



End opening allows for
faster "quiver"- style
extraction and insertion
of the tripod.




MBAG120P

PADDED TRIPOD BAG 120CM
(47.2")

The largest bag in the range, the MBAG120P is padded to protect your equipment and has the following features:

- asymmetric tapered shape allows you to store the tripod with the head attached. Tripod legs fit comfortably in the narrower end (diameter 20cm - 7.87") and extra space is allowed for the larger volume of the head at the wider end (diameter 23cm - 9"). This also means it's easier to put the tripod and head in the bag, even if the head levers and knobs are fitted and jut out slightly.
- zip extends down the length of the bag, but also fully opens the top end of the bag. Again this makes it easier to get your tripod in and out of the bag, but it also means you can extract the tripod quickly from the end of the bag like an arrow from a quiver.
- thermoform padding holds the tripod in place in the bag and protects it, especially the head, during transport. Serves a double purpose by protecting you from the tripod's hard edges when carrying it by your side.
- inner pocket holds accessories (such as video head pan bars) where they won't rattle around or get damaged
- innovative design and style; ballistic nylon, zips and other materials used are of top quality
- can be hand-carried horizontally by the side handle, vertically by the end handle (also useful for storage), or shoulder-carried using the included strap.




Padded bag



Central handle



End handle

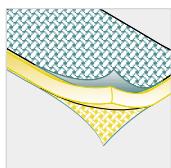


Internal pocket holds video head pan bar

MBAG100P

PADDED TRIPOD BAG 100 CM
(39.3")

Same as MBAG120P, but slightly smaller.




Padded bag



Central handle



End handle



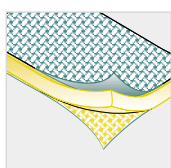
Internal pocket holds video head pan bar



MBAG90P

PADDED TRIPOD BAG 90 CM
(35.4")

Same as MBAG120P, but smaller.




Padded bag



Central handle



End handle



Internal pocket holds video head pan bar

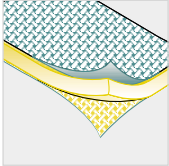


See compatibility chart (page 7) for details of which tripod/head models each bag is designed to fit.

MBAG80P

PADDED TRIPOD BAG 80 CM
(31.5")

Basically the same as MBAG120P, but smaller, and without the side handle or inner accessory pocket. The MBAG80P is also narrower than the other padded bags. The narrow end measures 13cm (5.1") diameter, the wide end measures 15cm (5.9").



Padded bag

End handle



MBAG80

UNPADDED TRIPOD BAG 80 CM
(31.5")

The MBAG80 is an unpadded tripod bag.

- slightly tapered to provide a better fit for your tripod with attached head. The wider end of the bag accommodates the head without requiring all levers to be removed.
- zip extends down the length of the bag, but also fully opens the top end of the bag. Again this makes it easier to get your tripod in and out of the bag, but it also means you can extract the tripod quickly from the end of the bag like an arrow from a quiver.
- logo end cap is padded to offer protection to the tripod head, the rest of the bag is unpadded.
- shoulder strap included (the MBAG80 doesn't have either end or side handle).
- innovative design and style; ballistic nylon, zips and other materials used are of top quality.



End handle



MBAG70

UNPADDED TRIPOD BAG 70 CM
(27.5")

Same as MBAG80, but slightly smaller at 70cm (27.5") in length.



MBAGD

MINI AIR BAG

The smallest and simplest model in the range, the MBAGD is an unpadded rucksack-style bag for small tripods. It has a bungee cord top opening and adjustable straps. In resistant nylon with printed Manfrotto logo.





See compatibility chart (page 7) for details of which tripod/head models each bag is designed to fit.

540BB

BUCKET BACKPACK

Faster to use than a traditional back pack; more convenient than having to carry your tripod in your hand or under your arm - the bucket back pack is especially useful on longer journeys or on wilder terrain, where you still need to know that you can release the tripod, set up and shoot in seconds. It's designed to hold any of our tripods with any video head attached: the head is placed in the lower "bucket" where its weight is better supported and less likely to swing off balance and hurt you, the legs extend up your back and are firmly tied in position.

For birdwatchers, aeroplane enthusiasts and other users of spotting scopes, the bucket backpack will also let you transport your whole kit, with scope attached - as shown, the scope is cradled in the lower part of the back pack, and the tripod legs extend up your back.



540HL

HAND-A-LONG

The hand-a-long is a padded bar that encloses a short hand-carry strap which attaches to the built-in rings at either end of the first leg section of the 542ART/532ART/540ART PRO VIDEO TRIPODS. Because it's compact and attaches to one leg section only, you don't need to take it off the tripod while shooting so it's fast and convenient in the field. And it won't get in the way of tripod positioning or filming. The grip is long enough to allow hand position to be moved to match centre of balance of tripod/head. Can be combined with strap 540STRAP.



540SP

SPACE PAD

Suitable for use with tripod models 542ART/532ART/540ART, the 540SP wraps quickly around the closed tripod legs, snaps securely in place and can be positioned to match the centre of balance of any tripod/head combination. The space pad offers three distinct ways of carrying the tripod – hand-hold by your side (so it stops the tripod banging against your legs); fireman-carry on your shoulder (where the padding makes carrying the tripod a less awkward and painful task) or, in combination with strap 540STRAP, like a shoulderbag (protecting your legs and hips from bangs and bruises).



The special ergonomic closure of the 540SP stays locked shut however loose or tight you set it, while the curved contour avoids sharp edges and protects both pad and contents

Our special rubberised "bubble" finish guarantees a secure non-slip grip on the product



401N

QUICK ACTION STRAP

A quick and easy accessory for carrying your tripod when walking, hiking, cycling or just getting from shoot to shoot. Use the shorter straps to fasten the padded 401N to one of the legs of your tripod, bind the remaining legs together using the longer adjustable quick release straps, sliding the tripod over your shoulder and you're ready to go, with your hands free to grab those vital last minute items. The padding helps hold the tripod in place and protects your back from bruises and chaffing. The 401N even stays attached to your tripod when shooting (all you need to do is release the longer quick release straps so you can manoeuvre and position all three legs), so you're always ready to capture the images you want, but also always ready to move off again to the next location.



Straps can be removed and custom-positioned to better match the size of your tripod



The strap stays attached to your tripod when shooting

102

LONG STRAP

The 102 LONG STRAP is a basic but convenient way to carry your kit. It has a spring clip that fastens quickly to the steel ring at the shoulder of the tripod, and a closed loop that goes around the feet of the tripod and tightens to grip them securely. Features an adapter for compatibility with all Manfrotto tripods and rubberised fabric for comfort and to avoid the tripod slipping on your shoulder.

102NAT

LONG STRAP GREEN

Same as 102 but in green rubberised fabric to match our birdwatching and nature photography range.

440STRAP

LONG STRAP

Same as 102, but made with a narrower grey rubberised fabric (40mm-1.57" width instead of 50mm-1.96").



102



102NAT



440STRAP



402

SHORT STRAP

The 402 is a simple loop strap, with a single spring clip that attaches to the quickly to the steel ring at the shoulder of your tripod. Features an adapter for compatibility with all Manfrotto tripods. Strap is in grey rubberised fabric for comfort and to avoid the tripod slipping on your shoulder.

402NAT

SHORT STRAP GREEN

Same as 402 but in green rubberised fabric to match our birdwatching and nature photography range.

441STRAP

LONG STRAP

Same as 402, but made with a narrower black rubberised fabric (40mm-1.57" width instead of 50mm-1.96").



402



402NAT



441STRAP




540STRAP

STRAP

Made to measure for the 540ART, 542ART and 532ART PRO VIDEO TRIPODS, the 540STRAP attaches to the built-in rings present at either end of the tripod's top leg section to keep the load evenly balanced while carrying. The ergonomically contoured strap has a rubber "tread" for comfort and to avoid the tripod slipping on your shoulder.



540STRAP



166

APRON SUPPORT

Three compartments hang below the column supported by straps above the leg locks. Fits most Manfrotto tripods.



TRIPOD BAGS AND CARRYING SYSTEMS

compatibility chart 8

Use this table to find out which bag is the best fit for your VIDEO tripod and head combination

REF	CODE	DESCRIPTION
C	MBAG120P	Padded Tripod Bag 120 cm
B	MBAG100P	Padded Tripod Bag 100 cm
A	MBAG90P	Padded Tripod Bag 90 cm
D	MBAG80	Unpadded Tripod Bag 80 cm
D	MBAG80P	Padded Tripod Bag 80 cm
E	MBAG70	Unpadded Tripod Bag 70 cm
X	MBAGD	Mini Air Bag

	128RC	316	501	503	505	510	516	700RC2	TRIPOD WITHOUT HEAD
VIDEO TRIPOD MODEL									
055SS	D		D	D				D	E
117			C	C			C		B
132X							B		B
190SS	E		E					E	E
350MV		C				C	C		B
350SHMV		A				A	A		A
351MV	C		C	C	C		C		B
515MV		B				B	B		A
525MV			A	A	B		B		A
528X						C	C		B
542ART / 532ART			A	A	B	B	B		A
754	D		D	D				D	E
755B	D		D	D					E
756B	E		E					E	E

Use this table to find out which bag is the best fit for your PHOTOGRAPHIC tripod and head combination

	PHOTO HEAD MODEL														TWO WAYS HEAD MODEL				TRIPOD WITHOUT HEAD				
	029	056	141 / 141RC / 141RCNAT	222 / 222NAT	229	329RC4	400	405	410	460MG	468 / 468RC2 / 468RC4	482	484 / 484RC2	486 / 486RC2	488 / 488RC0	488RC2 / 488RC4	490 / 490RC4	128RC / 128LP / 128RCNAT	390RC / 390RC2 / 390RCNAT	501	700RC2	TRIPOD WITHOUT HEAD	
PHOTO TRIPOD MODEL																							
028	B		B	B	B	B	B	B	B		B			A	B	B	B		B		B		A
055A / 055CL	A	D	D	D		D			D				D	D	D	D			D	D	D	D	D
055NAT3 / 055BWB	A	D	D	D		D			D				D	D	D	D			D	D	D	D	D
055PRO	A	D	D					D	D				D	D	D	D			D	D	D	D	D
058	C			C	C	C	C	C	C		C				C	C	C				C		B
161MK2																							C
190BWB / 190NAT3		E	D	D					D	E			E	E					E	E		E	E
190D / 190CL		E	E	E					D	E			E	E					E	E		E	E
190PRO		E	D	D					D	E			E	E					E	E		E	E
290NAT3 / 290BWB																							X
440 / 441 / 443 / 444		D	D	D		D			D	D			D	D					D	D	D	D	D
475	B		B	B	B	B	B	B	B		B			A	B	B	B		B		B		A
709 / 709B																							F
714B																							X
714SHB																							X
718B																							X
718SHB																							X
724B																							X
728B																							X
390																							X



© Gruppo Manfrotto 2003

Whilst every effort has been made to ensure that the information contained within this catalogue is correct, Gruppo Manfrotto srl accepts no liability for errors or omissions. Technical specifications and data are provided for guidance only.

All rights are strictly reserved. Products shown in this catalogue are protected by international patents, while this catalogue itself is under copyright. Any reproduction of this publication (in whole or in part) without written consent from Gruppo Manfrotto srl is strictly forbidden and punishable by law. Because we constantly aim to improve our products, we reserve the right to amend or alter at any time and without prior notice the specifications of any item detailed in this publication.

MANFROTTO NORD

Lino Manfrotto + Co., Divisione Nord, Zona Industriale di Villaopaiera, I-32032 Feltre BL, Italy
Tel.: +39 0439 888600 Fax: +39 0439 83830 WEB SITE: <http://www.manfrotto.com>

ISSUE CODE

LNORDBAG,G

ISSUE NUMBER

N°1 - 09/03

Free Manuals Download Website

<http://myh66.com>

<http://usermanuals.us>

<http://www.somanuals.com>

<http://www.4manuals.cc>

<http://www.manual-lib.com>

<http://www.404manual.com>

<http://www.luxmanual.com>

<http://aubethermostatmanual.com>

Golf course search by state

<http://golfingnear.com>

Email search by domain

<http://emailbydomain.com>

Auto manuals search

<http://auto.somanuals.com>

TV manuals search

<http://tv.somanuals.com>