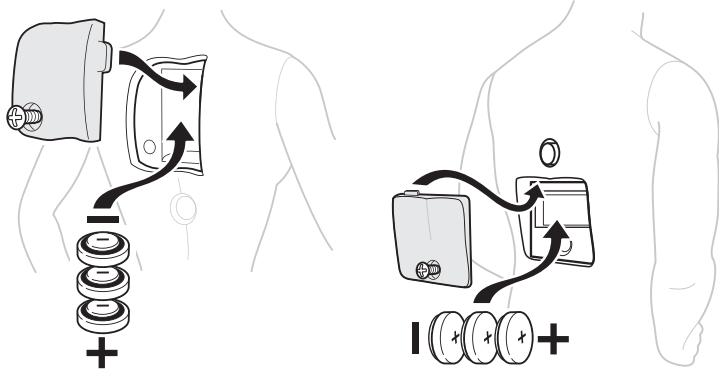


## Battery Replacement

Replace batteries when sound becomes distorted. Batteries included are for demonstration purposes only. Toy requires 3 replaceable AG13/LR44 button cell batteries. To replace batteries, use a Phillips head screwdriver (not included) to open battery door. Remove and set aside. Insert 3 AG13/LR44 button cell batteries as shown. Use either AG13/LR44 button cell batteries or equivalent. Replace battery cover and screw closed.



## BATTERY SAFETY INFORMATION

In exceptional circumstances batteries may leak fluids that can cause a chemical burn injury or ruin your product. To avoid battery leakage:

- Non-rechargeable batteries are not to be recharged.
- Rechargeable batteries are to be removed from the product before being charged (if designed to be removable).
- Rechargeable batteries are only to be charged under adult supervision (if designed to be removable).
- Do not mix alkaline, standard (carbon-zinc), or rechargeable (nickel-cadmium) batteries.
- Do not mix old and new batteries.
- Only batteries of the same or equivalent type as recommended are to be used.
- Batteries are to be inserted with the correct polarity.
- Exhausted batteries are to be removed from the product.
- The supply terminals are not to be short-circuited.
- Dispose of battery(ies) safely.
- Do not dispose of this product in a fire. The batteries inside may explode or leak.

## RECYCLE INFORMATION (USA ONLY)

Please recycle button cell battery(ies) contained in this product by:

- Visiting your nearest recycling center. For location of the nearest recycling center, visit us online at [www.service.mattel.com](http://www.service.mattel.com).
- If a recycling center is not available in your area, contact us for a pre-paid mailing label. Visit us online at [www.service.mattel.com](http://www.service.mattel.com) or call toll-free at 1 (800) 524-8697.

Valid in the US only. • Solo válido en los EE.UU. • Valable aux États-Unis seulement.



Protect the environment by not disposing of this product with household waste [2002/96/EC]. Check your local authority for recycling advice and facilities.

## CONSUMER INFORMATION

Need Assistance? Visit [service.mattel.com](http://service.mattel.com) or call 1-800-524-8697 (US and Canada only), M-F 9AM - 7PM & SAT 11AM - 5PM, Eastern.

[SERVICE.MATTEL.COM](http://SERVICE.MATTEL.COM)

Mattel Canada Inc., Mississauga, Ontario L5R 3W2. You may call us free at 1-800-524-8697.  
 Mattel U.K. Ltd., Varwall Business Park, Maidenhead SL6 4UB, Helpline 01628500303.  
 Mattel Australia Pty., Ltd., Richmond, Victoria, 3121. Consumer Advisory Service - 1300 135 312.  
 Mattel East Asia Ltd., Room 1106, South Tower, World Finance Centre, Harbour City, Tsimshatsui, HK, China.  
 Diimport & Diedarkan Oleh: Mattel SEA Ptd Ltd.(993532-P) Lot 13.5, 13th Floor, Menara Lien Hoe,  
 Persiaran Tropicana Golf Country Resort, 47410 P.J. Tel:03-78803817, Fax:03-78803867.  
 Mattel, Inc., 333 Continental Blvd., El Segundo, CA 90245 U.S.A. Consumer Affairs 1 (800) 524-8697.

# Disney's HIGH SCHOOL MUSICAL™ INSTRUCTIONS

8+



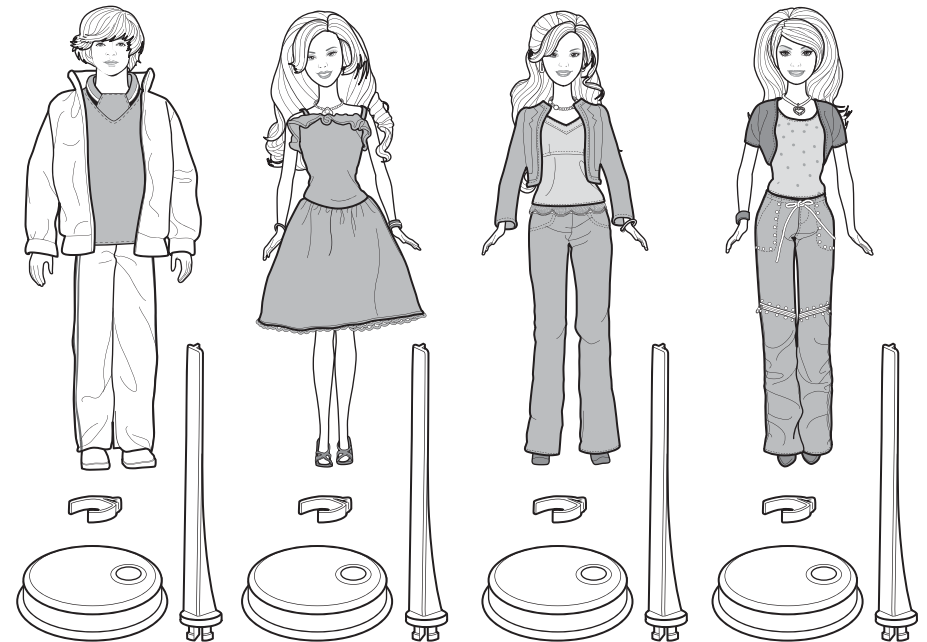
L3006-0920  
L3007  
L3008

## CONTENTS

L3006

L3007

L3008



Includes 6 replaceable AG13 (LR44) batteries. (For L3006 2 dolls pack)

Includes 3 replaceable AG13 (LR44) batteries. (For L3007 and L3008)

Each sold separately, subject to availability.

Please remove everything from the package and compare to the contents shown here.

If any items are missing, please call 1-800-524-8697.


Keep these instructions for future reference as they contain important information.

©2007 Mattel, Inc., El Segundo, CA 90245. All Rights Reserved. Tous droits réservés. © Disney

Download from [Www.Somanuals.com](http://Www.Somanuals.com). All Manuals Search And Download.

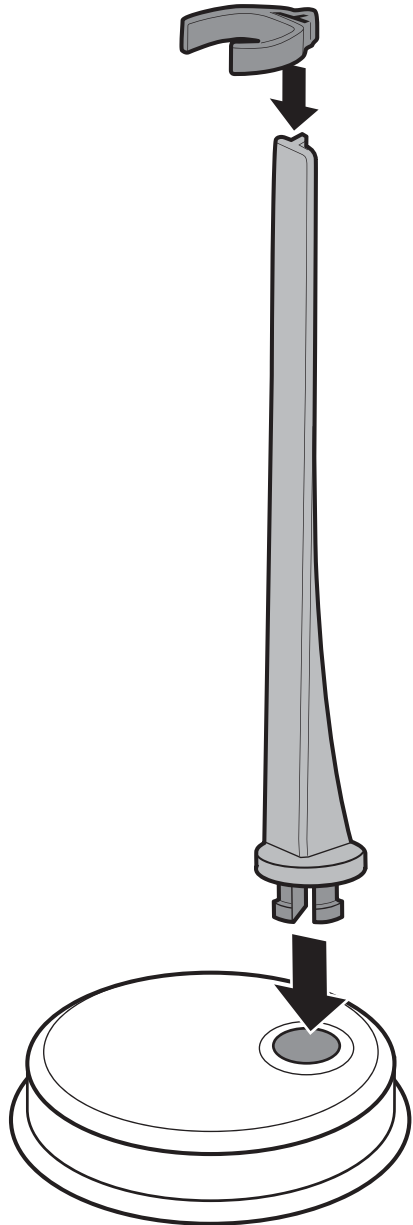
# Listen to your doll sing songs from the smash hit Disney Channel Original Movie!

Push the button on the doll's back to hear the doll sing.



Remove and discard "TRY ME" wire.

## Doll Stand Assembly



## Free Manuals Download Website

<http://myh66.com>

<http://usermanuals.us>

<http://www.somanuals.com>

<http://www.4manuals.cc>

<http://www.manual-lib.com>

<http://www.404manual.com>

<http://www.luxmanual.com>

<http://aubethermostatmanual.com>

Golf course search by state

<http://golfingnear.com>

Email search by domain

<http://emailbydomain.com>

Auto manuals search

<http://auto.somanuals.com>

TV manuals search

<http://tv.somanuals.com>