



mellerware®

TRENDS FOR LIFE

Marco Aldany

Attrazione Travel 2000 Hairdryer



complies with
INTERNATIONAL
IEC60335
SAFETY SPECIFICATIONS



CE
2 YEAR
GUARANTEE

Model:
MA20155

PLEASE READ ALL INSTRUCTIONS BEFORE USE





Dear customer,

Many thanks for purchasing a MELLERWARE product. Thanks to its technology, design and operation and the fact that it goes through strict quality controls - we feel sure you will be entirely satisfied.

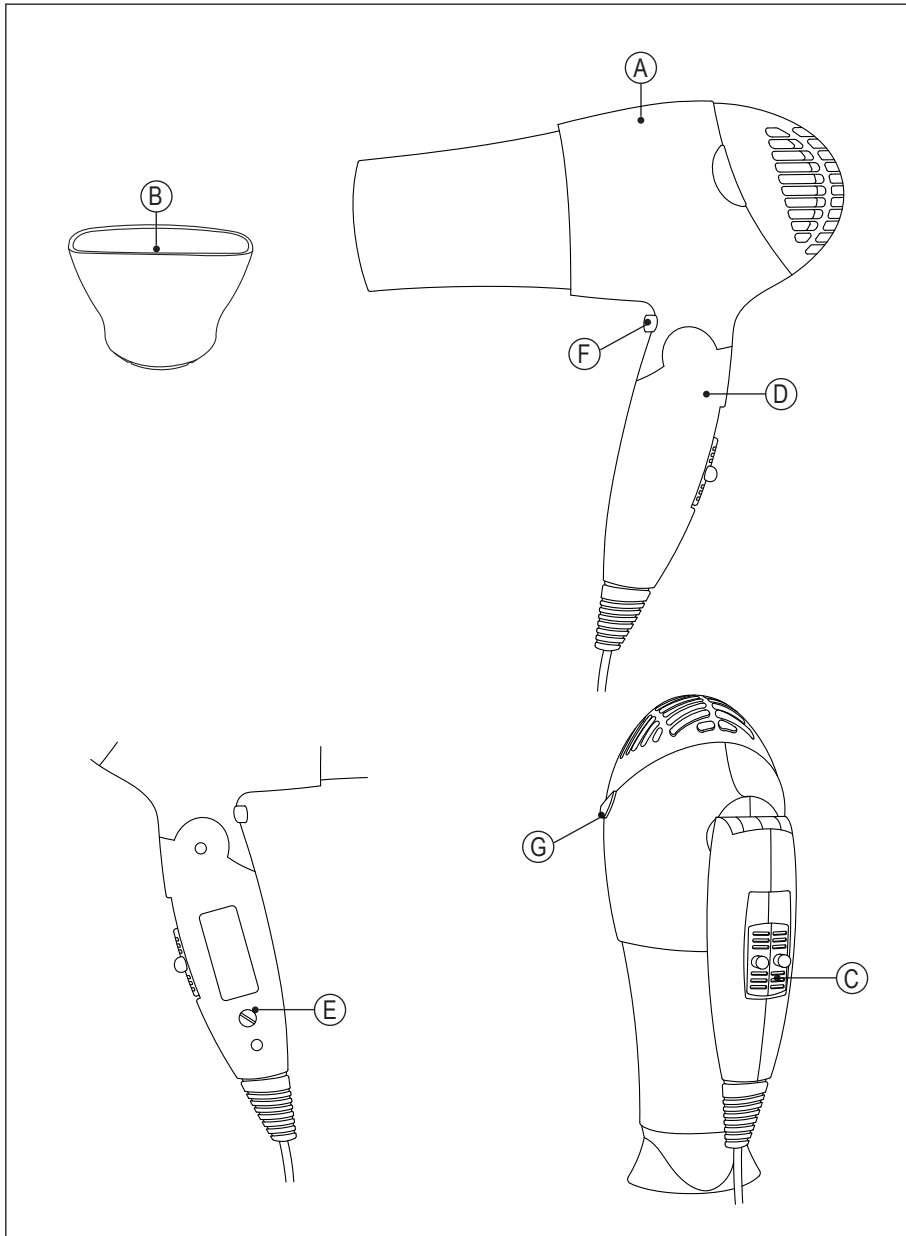




Fig. 1

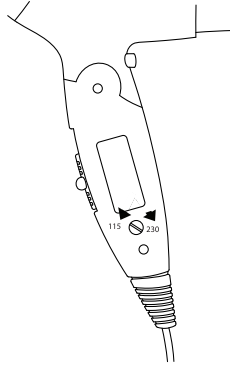
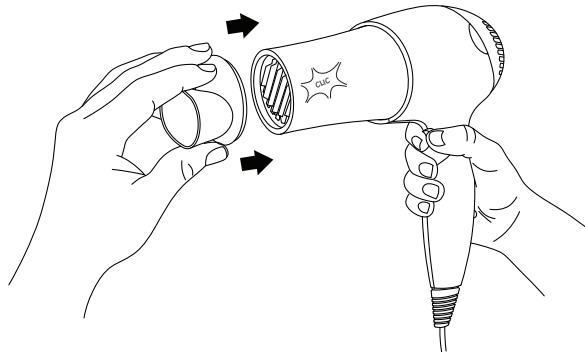


Fig. 2



Description

- A Appliance body
- B Concentrator nozzle
- C Temperature/speed selector
- D Collapsible handle
- E Voltage selector
- F Cold shot button
- G Anti-slip covering





Safety advice and cautions

- Read these instructions carefully before switching on the appliance and keep them for future reference. Failure to follow and observe these instructions may result in an accident.

Use or working environment:

- Do not use hair sprays or other spray product whilst the machine is switched on.

Electric safety

- Do not use the appliance if the cable or plug is damaged.
- Ensure that the voltage indicated on the nameplate and voltage selector matches the mains voltage before plugging in the appliance.
- Do not use or store the appliance outdoors.
- **WARNING:** Do not use the appliance near water.
- Do not use the appliance near bathtubs, showers or swimming pools.
- Do not force the electrical wire. Never use the electric wire to lift up, carry or unplug the appliance.
- Do not wind the electric cord round the appliance.
- Ensure that the electric cable does not get trapped or tangled.
- Do not allow the connection cable to come into contact with the appliance's hot surfaces.
- The use of a differential current protective device with maximum sensitivity of 30mA is recommended as further protection for the electrical power installation used by the appliance. Ask a qualified technician for further advice.
- Do not touch the plug with wet hands.

Use and care:

- Do not use the appliance if the on/off switch does not work.
- If you use the appliance in a bathroom or similar place, unplug the appliance from the mains when it is not in use, even if it is only for a short while, as proximity to water involves a risk, even if the appliance is disconnected.
- Unplug the appliance from the electric mains when not in use or before carrying out any type of cleaning, adjustment, re-charging or change of accessories.
- This appliance is for household use only, not professional or industrial use.
- This appliance is not a toy. Children should be supervised to ensure that they do not play with the appliance.
- This appliance is intended for adult use. Ensure that this product is not used by the disabled, children or people unused to its handling.
- This appliance should be stored out of reach of children and/or the disabled.
- Do not put the appliance away if it is still hot.
- Store the appliance in a dry and dust free place, out of direct sunlight.
- Make sure that the fan grill on the appliance is not

blocked by dust, dirt or other foreign objects.

- Do not leave the appliance resting on surfaces when it is still switched on.
- Do not use the appliance to dry pets or animals.
- Do not use the appliance to dry any kind of clothing or material.
- Any misuse or failure to follow the instructions for use renders the guarantee and the manufacturer's liability null and void.

Instructions for use

Recommendations prior to use:

- Check that the tension level selected on the voltage selector coincides with the mains tension.
- Prepare the appliance for the operation you wish to carry out.

Voltage selector:

- The appliance has a voltage selector control, situate the selector according to the type of voltage available in the mains where the appliance is to be connected. (Fig.1)

Use:

- Unroll the cord completely before plugging in.
- Connect the appliance to the mains.
- Start up the appliance by using the selector control
- To obtain a good result when using the appliance, use a low power setting and low speed.
- It should be held at a distance of 10 to 15 cm away from the head.

Cold shot button:

- This function provides a cold airflow that can be used to help style hair.
- This function provides a lukewarm airflow that can be used to help style hair.
- To use this function press the cold shot button (F).

Once you have finished using the appliance:

- Stop the device, selecting position 0 of the selector control.
- Unplug the appliance from the mains.

- Clean the appliance.

Accessories:

Concentrator Nozzle Attachment (B)

- This accessory can be used to focus the airflow in a specific area.
- Fix the accessory onto the appliance by pressing down until you hear a click (Fig. 2).

Safety trip switch:

- The appliance has a safety trip switch that protects the appliance from overheating.
- If the appliance turns itself off and does not





switch itself on again, disconnect it from the mains supply, and wait for approximately 15 minutes before reconnecting. If the machine does not start again seek authorised technical assistance.

Cleaning

- Disconnect the appliance from the mains and allow it to cool before undertaking any cleaning task.
- Clean the equipment with a damp cloth with a few drops of washing-up liquid and then dry.
- Do not use solvents, or products with an acid or base pH such as bleach, or abrasive products, for cleaning the appliance.
- Do not submerge the appliance in water or any other liquid, or place it under a running tap.

Anomalies and repair

- Take the appliance to an authorised technical support service if problems arise. Do not try to dismantle or repair without assistance, as this may be dangerous.
- If the connection to the mains has been damaged, it must be replaced and you should proceed as you would in the case of damage.

Ecology and recyclability of the product

- The materials of which the packaging of this appliance consists are included in a collection, classification and recycling system. Should you wish to dispose of them, use the appropriate public containers for each type of material.
- The product does not contain concentrations of substances that could be considered harmful to the environment.
- Should you wish to dispose of the product once its working life has ended, take it to an authorised waste agent for the selective collection of Waste from Electric and Electronic Equipment (WEEE). This appliance complies with Directive 2006/95/EC on Low Voltage and Directive 2004/108/EC on Electromagnetic Compatibility.





creative housewares

27 Nourse Avenue Epping 2 Cape Town
P.O. Box 975 Eppindust 7475 South Africa
Tel: +27 21 534 8114 Fax: +27 21 534 8086
Service Centre Share Call: 086 111 5006
web: www.creativehousewares.co.za



Free Manuals Download Website

<http://myh66.com>

<http://usermanuals.us>

<http://www.somanuals.com>

<http://www.4manuals.cc>

<http://www.manual-lib.com>

<http://www.404manual.com>

<http://www.luxmanual.com>

<http://aubethermostatmanual.com>

Golf course search by state

<http://golfingnear.com>

Email search by domain

<http://emailbydomain.com>

Auto manuals search

<http://auto.somanuals.com>

TV manuals search

<http://tv.somanuals.com>