

Bobcat™ 3 Phase

Issued January 2008 • Index No. ED/4.33

Engine-Driven Welder/
AC Generator 

Quick Specs

Applications

Generator Power for:

Farm or Home Backup
Pivot Irrigation Systems
Pumps
Conveyors

Welding:

Farm Equipment Repair
General Maintenance
Fabrication

Processes

Stick (SMAW)
Flux Cored (FCAW)
MIG (GMAW)
DC TIG (GTAW)
Non-Critical AC TIG (GTAW)
Air Carbon Arc (CAC-A) Cutting and Gouging (3/16 in carbons)
Air Plasma Cutting and Gouging with optional Spectrum models

Generator Power Output Rated at 104° F

3-Phase: 11,000 Watts Peak, 10,000 Watts Continuous

1-Phase: 10,500 Watts Peak, 9,500 Watts Continuous

Output Range

For Stick/TIG: 50–225 Amps For FCAW/MIG (CV): 19–28 Volts

Weight 540 lb (245 kg)

Accu-Rated™ – Not Inflated Generator Power

The Power of Blue.®

Reliable Bobcat engine-driven welding generators are the industry standard for quality and value. Multiprocess weld output, strong generator power, and most important — rated #1 in reliability, make the Bobcat the welding industry's most popular choice.

More horsepower — 23 HP gas/ 25 HP LP Kohler® provides more power for demanding weld and generator loads.

Heavy-duty construction! Engine, generator barrel, electrical switches and other components are protected against accidental impact.

Accu-Rated™ 10,500 watts (peak), 120/240 V, 1-phase output provides plenty of power to run power tools, lights or emergency backup power for your barn or home.

Patented 12-gallon “smart” fuel tank has a reservoir design that minimizes the chance of fuel backflow. Large capacity means more running time before refueling. Fuel sight gauges are on both sides.



Fastex™ tool-free oil drain system combined with **hour meter** makes service a snap.



New!

Front Panel Fuel Gauge!
LP Option!
Fully Enclosed Case!



Accu-Rated™ 11,000 watts (peak), 480 V, 3-phase power for running pivot irrigation systems, or emergency backup power for milking pumps and other motors.

Exclusive! High-Impact Protective Armor

- Protective armor with receptacle and output stud covers provides a virtually indestructible barrier from damage
 - High-impact resistance in all temperatures
- Other applications include: automotive bumpers, tractor hoods and panels, lawn mower decks, large structural parts, etc.

Output stud and receptacle covers required by OSHA and CSA for job site safety.

Ten-degree skewed-rotor design boasts better generator performance. [See page 3 for more information.](#)

TRUEBLUE®
5-YR WARRANTY

Total Parts Coverage Welder/generator and engine are warranted for 3 years, parts and labor. Engine is warranted separately by the engine manufacturer.

MADE IN **USA**
APPLETON, WI **USA**



Miller Electric Mfg. Co.
An Illinois Tool Works Company
1635 West Spencer Street
Appleton, WI 54914 USA

International Headquarters
Phone: 920-735-4505
USA FAX: 920-735-4134
Canadian FAX: 920-735-4169
International FAX: 920-735-4125

Web Site
www.MillerWelds.com



Specifications (Subject to change without notice.)

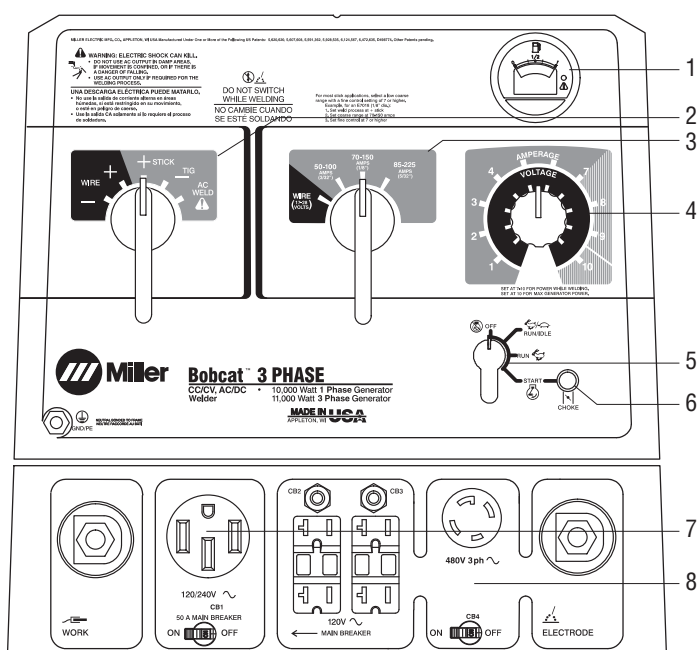


Welding Mode	Process	Amp/Volt Ranges	Weld Output Rated at 100% Duty Cycle (at 104° F/40° C)	Generator Power	Sound Levels at Rated Output, 7 m (23 ft)	Dimensions	Net Weight
CV/DC	MIG/FCAW	19–28 V	200 A at 20 V	Single-Phase Peak: 10,500 watts Continuous: 9500 watts 120/240 VAC, 84/42 A Three-Phase Peak: 11,000 watts Continuous: 10,000 watts 480 V, 13 A	75.5 dB (100.5 Lwa)	H: 33 in (838 mm) W: 20 in (508 mm) D: 45-1/2 in (1156 mm)	540 lb (245 kg)
CC/DC	Stick/TIG	50–210 A	210 A at 25 V				
CC/AC	Stick/TIG	50–225 A	225 A at 25 V				

Engine Specifications (Subject to change without notice.)

Engine Brand	Horsepower (HP)	Type	Weld Speed	Idle Speed	Fuel Capacity	Oil Capacity
Kohler: 3 year mfg. warranty	23 HP (gas), 25 HP (LP) at 3600 RPM	V-Twin cylinder, 4-cycle, OHV, industrial, air-cooled, gasoline	3600 RPM	2300 RPM	12 gal (45 L)	1.75 qt (1.7 L), 2 qt (1.9 L) with filter

Function Guide




- 1. Engine Hour Meter** is convenient for monitoring maintenance intervals.
- 2. Weld Process Selector Switch** makes choosing between Stick, Wire and TIG processes easy. Switch also automatically changes polarity with process selection to make sure the machine is set up properly to weld with little effort or knowledge.
- 3. Coarse Range Control.** Three Stick/TIG and one Wire range are available for output control. Stick/TIG ranges are designed to electrode diameters (3/32", 1/8", 5/32") making these models **very easy to set.**
- 4. Fine Adjust Control** makes it easy to fine tune amperage within a coarse range. Set control above 7 for best power while welding and to 10 for generator-only use.
- 5. Engine Control Switch** is used to start the engine and then select between Auto Idle and High Speed Lock.
- 6. Engine Choke Control** is used for easy engine starting.
- 7. 120 VAC and 240 VAC* Covered Receptacles with Circuit Breakers** meet/exceed OSHA/CSA requirements for job site safety (optional 120 VAC GFCI receptacles available).
**For matching plug, order #119 172.*
- 8. 480 VAC* Covered Receptacle with Circuit Breaker** meet/exceed OSHA/CSA requirements for job site safety.
**For matching plug, order #165 963.*

Rated #1 in Reliability

The Bobcat Competitive Advantage

Make deadlines, not excuses.

- 68% of service technicians, managers and owners, recommend the Bobcat over the competition.



Technician Recommendations

- 98% of current owners are "satisfied to very satisfied" with the Bobcat.*

**Based on an independent survey of thousands of Bobcat owners.*



Patented **self-cooling stator barrel** design directs airflow for maximum cooling and allows the Bobcat to perform at 100% duty cycle even in 104° F (40° C) heat!



Large 3–4 gauge leads are lugged to **heavy-duty range switches** for field-proven durability. Dust cover protects switches from dirt and grit. Compare to light-duty switches with smaller 6–10 gauge leads on competitive machines.

Bulletproof technology eliminates use of complicated circuit boards.



The Bobcat Generator Power Advantage

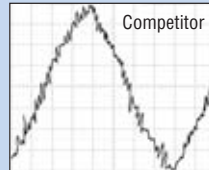
Accu-Rated™ – Not Inflated Generator Power

Miller's Accu-Rated™ 11,000 watts of *usable* peak power is delivered for a minimum of 30 seconds. Accu-Rated means peak power is usable for maximum generator loads such as plasma cutting, Millermatics and motor starting. Accu-Rated peak power beats the competition's very short-duration peak or surge power. Use your peak power, it's more than a number.



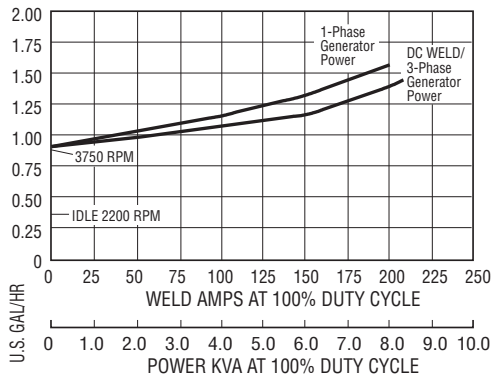
Smooth Power – Not Spike Power

Revolutionary ten-degree skewed-rotor design optimizes generator performance for smoother power—not spiked power found with other brands. Better power—better performance.



Waveform Comparison

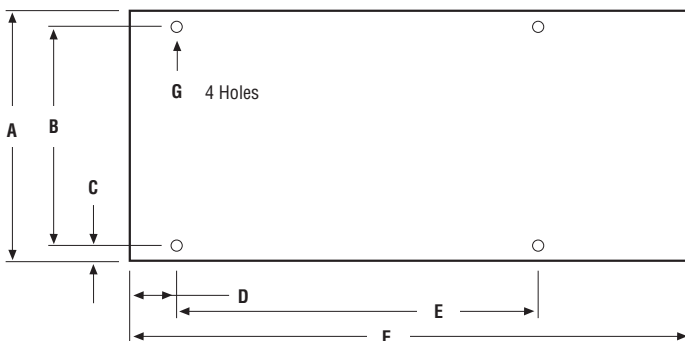
FUEL CONSUMPTION
(Kohler 23 HP Command OHV)



Fuel Consumption Data

- 12-gallon fuel capacity.
- On a typical job using 1/8-in 7018 electrodes (125 amps, 20% duty cycle) expect about 20 hours of operation.
- Welding at 150 amps at 40% duty cycle uses approximately 3/4 gallon per hour—about 16 hours of operation.
- Under a continuous load of 4000 watts of generator power, the Bobcat would run for about 14 hours.

Mounting Specifications



- A. 20 in (508 mm)
- B. 16-1/2 in (419 mm)
- C. 1-3/4 in (44 mm)
- D. 6-1/16 in (154 mm)
- E. 32-3/4 in (832 mm)
- F. 45-3/8 in (1153 mm) (Gas)
- G. 13/32 in (10 mm) diameter

- Height:** 33-1/2 in (851 mm)
(to top of exhaust)
- Width:** 20 in (508 mm)
- Depth:** 45-7/8 in (1164 mm)

TYPICAL EQUIPMENT POWER USAGE

Bobcat 3 Phase will easily start and run the following equipment:

Equipment	Starting Watts	Running Watts
Pivot Irrigation (9–1 HP), 9 Tower		
Pivot Irrigation (6-3/4 HP, 3–1-3/4 HP, 1–1 HP), 8 Tower with Corner Arm		
Barn Cleaner (5 HP)	11,600	3000
Silo Unloader (5 HP)	12,200	4300
Portable Conveyor (1/2 HP)	3400	1000
Milker (5 HP)	10,500	2800
Hand Drill (1/2 inch)	600	600
Circular Saw (8-1/4 inch)	1400	1400
Air Compressor (1-1/2 HP)	8200	2200
Flood Lights (Vapor)	1250	1000
Refrigerator/Freezer	2200	700
Sump Pump	1300	800
Millermatic® 212 MIG Welder (30–210, 230 V)	6500	6500
Spectrum® 625 (30 A, 230 V, 1/2 in cut)	6900	6900

To select a generator that has enough power output in watts, add the watts for the items you want to simultaneously run. Tools and appliances with induction motors may require 3–7 times the listed wattage when starting. All data listed is approximate—check your tool/appliance for specific wattage requirements.

Tools and motors are designed to operate within 10% of 120/240/480 VAC. The Bobcat's power generator provides strong power while keeping the voltage within 10% of 120/240/480 VAC. **This increases tool/motor performance and life.**



Genuine Miller Accessories (For additional options and accessories, see Bobcat Lit. Index No. ED/4.4.)

Protective Covers

Heavy-duty, water-resistant and mildew-resistant covers protect and maintain the finish of the welder.



#195 333 shown

#195 333

For Gas models **without** Protective Cage or Running Gear.

#195 529

For Gas models **with** Protective Cage and/or Running Gear.



Protective Cage with Cable Holders

#195 331

Rugged cage with cable holders

protects your investment. Can be used with running gear, Gas Cylinder Mounting Assembly, LP Tank Mounting Assembly, or with trailer.



All-Purpose Running Gear

#300 396 Gas/LP
Includes two heavy-duty 15 in tires with inner tubes, two 8 in rubber

swivel casters and a heavy-duty handle. Recommended for all surfaces and applications, and is easy to move around the job site.



All-Terrain Running Gear

#300 457
Two heavy-duty 15 in and two 10 in pneumatic tires with inner tubes and a rugged handle

provide maximum maneuverability.

Note: Cannot be used with Gas Cylinder Mounting Assembly or LP Tank Mounting Assembly.



LP Tank Mounting Assembly

#195 329 LP

Designed for use with All-Purpose Running Gear, Protective Cage, or by itself. Includes

bracket and clamp to mount 33 and 43 lb tanks horizontally, and hose with fittings to converter.

Note: Cannot be used with Gas Cylinder Mounting Assembly.



Remote Oil Drain/Filter Kits (Kohler)

#300 106 Field.
Rear Mounted (shown)
Oil can be drained from rear of machine.

#300 236 Field. Front/Chassis Truck Mounted
Oil can be drained from the front of the machine or below the truck, mounted on the chassis.

Makes servicing easy when engine drive is mounted in tight spots.

Order the following from Miller Service Parts.



Full KVA Plug Kit

#119 172 Field
120/240 VAC, 50 amp plug (NEMA 14-50P) to fit full KVA receptacle.

Full KVA 3-Phase Plug #165 963 Field
480 VAC, 30 A plug (NEMA L16-30P) to fit 3-phase receptacle.

Engine Tune-Up Kits

#230 015 Field. Kohler CH23 (Gas)

#180 096 Field. Kohler CH20 (LP) and CH730 (LP)

Tune-up kits include spark plugs (gas/LP models) and engine filters.

TIG Adapter with Extension #195 350 Field
Extension with Power Cable Adapter 45V11. Required for Scratch Start TIG welding with Bobcats.

Ordering Information

Power Source	Stock No.	Description	Qty.	Price
Bobcat™ 3 Phase (23 HP gas, 25 HP LP Kohler)	#907 255 #907 255-01-1	Base machine, CC/CV, AC/DC, 11,000 Watts With LP Gas		
Accessories				
Remote Oil Drain and Filter Kit	#300 106 #300 236	Field. 28-Inch Kit. Kohler engine only Field. 52-Inch Kit. Kohler engine only		
Full KVA Plug	#119 172	Field. (Order from Miller Service Parts)		
Full KVA 3-Phase Plug	#165 963	Field. (Order from Miller Service Parts)		
Engine Tune-Up Kits	#230 015 #180 096	Field. For Kohler CH23 (Gas). (Order from Miller Service Parts) Field. For Kohler CH20 (LP) and CH730 (LP). (Order from Miller Service Parts)		
TIG Adapter with Extension	#195 350	Field. Required for Scratch Start TIG welding with Bobcats. (Order from Miller Service Parts)		
Protective Cover	#195 333 #195 529	Gas models. Blue w/logo. <i>Not for use with protective cage or running gear</i> Gas models. Blue w/logo. For use with protective cage and/or running gear		
Protective Cage with Cable Holders	#195 331			
All-Purpose Running Gear	#300 396			
All-Terrain Running Gear	#300 457			
LP Tank Mounting Assembly	#195 329	LP models. Cannot be used with Gas Cylinder Mounting Assembly		

Date:

Total Quoted Price:

Distributed by:



Free Manuals Download Website

<http://myh66.com>

<http://usermanuals.us>

<http://www.somanuals.com>

<http://www.4manuals.cc>

<http://www.manual-lib.com>

<http://www.404manual.com>

<http://www.luxmanual.com>

<http://aubethermostatmanual.com>

Golf course search by state

<http://golfingnear.com>

Email search by domain

<http://emailbydomain.com>

Auto manuals search

<http://auto.somanuals.com>

TV manuals search

<http://tv.somanuals.com>