

Panasonic

ideas for life

IPv4/6 Audio 2-Way Type
Indoor Network Camera
KX-HCM110



See There

When You Can't Be There™

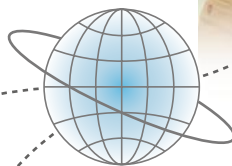
Keep an Eye on Several Places at Once

Ever worry about your shop or office when you're away? Then it's time you looked into a Panasonic Network Camera. This powerful system gives you an easy, economical way to monitor places from a remote location, using a PC or cell phone.*1 UPnP compatibility makes set-up easy too. And since you can actually see what's going on, you can grasp the situation more accurately and increase your work efficiency.

*1 Cell phone displays still images only.



STORES



Internet



Multi-Camera Capability

Check the images from three sets of four cameras, and converse with one camera site. Additionally, the camera can display a maximum of 12 cameras on a page in static image.





A Host of Functions to Meet a Range of Monitoring Needs

Panasonic Is the Total Monitoring Solution



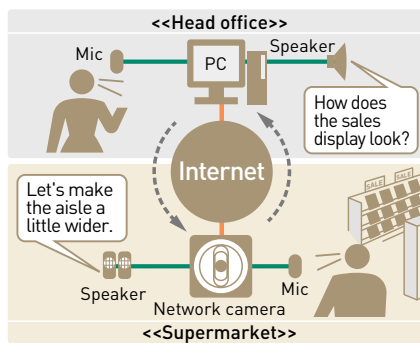
STORES

Give instructions as you watch.

Audio 2-Way Communication*2

You can talk to an employee about a product display or direct a worker through a difficult step in a project while watching on-screen. With both audio and video on your side, you can communicate smoothly, clearly and effectively.

*2 The audio feature does not work on cell phones. The talk button and listen button cannot be used simultaneously. Depending on traffic and the network environment, the audio may be delayed or may break up.



Store images and check them later.

Buffered Images

The camera's internal memory can store up to 675 images*3. You can save images taken using the timer or alarm setting, and check them later to see who came and went, and at what time - information that can help you keep track of customer or employee activity.

*3 At 160 x 120 resolution and favor motion quality.

Number of Buffered Images

Resolution	Favor Clarity	Standard	Favor Motion
640 x 480 (pixels)	About 40	About 60	About 100
320 x 240 (pixels)	About 80	About 125	About 250
160 x 120 (pixels)	About 290	About 400	About 675



PARKING LOTS

Check even small details in a large area.

Pan, Tilt and 10x Digital Zoom Functions*4

The camera can pan 120° horizontally and tilt 65° vertically. Using the network, you can monitor distant locations and cover a wider area than with conventional cameras. And using the 10x zoom - controlled by simple mouse operation - you can see images close up.



*4 This feature is not available when viewing on a cell phone.

Pan and Tilt Movement



Pan (display range: 120° max)
Tilt (display range: 65° max)

Zoom Function



FACTORIES

Stay informed and monitor unusual movements.

Motion Detection Function & Image Transfer Mode

The Motion Detection function gives you a sure, efficient way to keep tabs on activity. When the camera detects movement, it shoots a still image, stores it temporarily in internal memory, and sends a copy to you by e-mail*5 or FTP transfer. You can set the camera to snap a shot whenever someone walks by, for example, or at preset times.

*5 When the e-mail function is used to transfer images or messages, e-mail transmission may not be possible in some cases due to the mail server authentication system (SMTP authentication, etc.) used by your Internet service provider.




WAREHOUSES

See clearly even in dim lighting.

Color Night View Mode*6

The camera automatically adjusts its brightness to the light level in the area being monitored. You can see images even in places illuminated by only the small auxiliary light of a fluorescent lamp*7. This lets you keep a careful watch over shadowy objects and in dimly lit places that are ordinarily difficult to monitor.



*6 The image tends to blur more than that in standard mode when viewing a moving subject in low light or when using the pan or tilt function. When viewing a dark subject in color night view mode, spots of white or colored light may appear in the image.

*7 Minimum brightness is 1 lux.

[OTHER FEATURES]

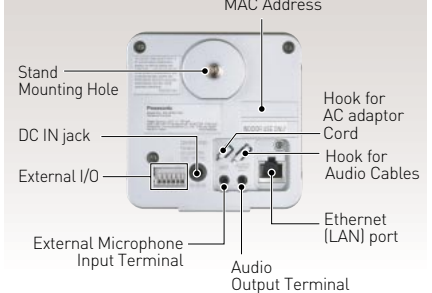
Dynamic DNS Service Support

You can monitor camera images from a remote location over the Internet, even without a static global IP address. Panasonic's free DDNS service also lets you select your own domain name*8 (for example, bob.viewnetcam.com). See www.viewnetcam.com for details.



*8 If another user has selected the name you would like, the name will be unavailable.

Part Names



Specifications [KX-HCM110]

Server	Audio*3	Terminal
Video Compression	Audio Communication	Interface
Video Resolution	Audio Bandwidth	External Microphone Input
Buffered Image*1	Audio Play Method	Audio Output
Frame rate*2	Input Encoding Method	External I/O
Supported Protocols	Audio Input	External Sensor Input x 2
IPsec Feature	Audio Output	External Sensor Output x 1
IKE (Internet Key Exchange)	Camera	General
Cipher Algorithm	Pan/Tilt Angle	Indicator Display
Message-Digest Algorithm	Number of Pixels	Dimension (HWD)
Message Transfer Condition	Illumination	Weight
Image Transfer Method	White Balance	Power Supply
	Focus	Temperature
	Caliber Ratio (F No.)	Humidity
	Horizontal Viewing Angle	
	Exposure	

*1 The maximum number of frames changes depending on the image quality and what object you buffer. *2 Frame rate may slow down depending on the network environment, the PC performance, the image quality, enabling IPsec, or what object you view. *3 Connect it to an amplifier or an external speaker with a built-in amplifier.



<http://panasonic.co.jp/pcc/products/en/netwcam/>

OM705SO-HCM110-LT.US

Design and specifications are subject to change without notice.

Free Manuals Download Website

<http://myh66.com>

<http://usermanuals.us>

<http://www.somanuals.com>

<http://www.4manuals.cc>

<http://www.manual-lib.com>

<http://www.404manual.com>

<http://www.luxmanual.com>

<http://aubethermostatmanual.com>

Golf course search by state

<http://golfingnear.com>

Email search by domain

<http://emailbydomain.com>

Auto manuals search

<http://auto.somanuals.com>

TV manuals search

<http://tv.somanuals.com>