

NADY STARPOWER™ SERIES

SP-9 Dynamic Microphone

Congratulations on purchasing the Nady SP-9 Neodymium Dynamic Microphone! This versatile, professional quality microphone is designed to provide top performance in all live stage and public address applications. Its true, transparent sound also makes the SP-9 a valuable recording tool.

Using Your SP-9 Microphone

The SP-9 can be used with any standard mixer, powered mixer/amplifier, or mic preamp. Using either an XLR to XLR or XLR to 1/4" phone plug low impedance cable, connect the female XLR end to the SP-9 and the other end (male XLR or 1/4" phone plug, as appropriate) to your equipment.

Depending on the application, the SP-9 can either be handheld or mounted on a microphone stand with a standard mic clip.

Be aware of the proximity effect (an increase in bass response) when the mic is placed close to the mouth or instrument. This may or may not be desirable. Experimenting with the position of the mic with respect to the audio source will ensure the optimum results you are seeking in any given application. Also, never place your hands over the ballscreen of the mic during use, as this can degrade the performance.

If the microphone is placed too near a speaker, an unpleasant howling effect (acoustic feedback) may occur. Although all microphones are prone to feedback to some extent, those with a unidirectional polar pattern (such as the SP-9) are specially designed to accept only signals from the audio source directly in front of the mic cartridge. Thus, the cardioid pattern of the SP-9 ensures that it will deliver only the desired audio in front of the mic, rejecting the unwanted audio from the rear, even in noisy ambient conditions with high sound pressure levels from the PA and monitor speakers. This means that feedback will be greatly minimized with the SP-9 in all live performance miking applications.

Some useful ways in which to totally eliminate annoying feedback include: experimenting with mic positions with respect to the speakers, decreasing speaker volume (whenever possible), and adjusting the equalization of the mic audio with the mixer.

Precautions and Care

- The microphone should never be dropped or subjected to extreme shock. Store only in a padded case to protect it during transport.
- Keep the microphone away from extremely high temperatures (above 140°F or 60°C) and humidity. Avoid leaving the microphone in direct sunlight for long periods of time.
- When using the microphone outdoors, avoid getting it wet.
- After use in a high-moisture application such as a stage performance, wipe off the microphone with a dry cloth and permit it to air dry. Do not store the unit in a closed space (e.g., a plastic bag) until all moisture has evaporated.
- To protect the mic cartridge and ensure the longest possible useful life, it is highly recommended that for vocal applications, an external foam windscreens be used over the ball grille. This will prevent the buildup of saliva and perspiration on the cartridge diaphragm, which degrades performance and shortens the useful life of the microphone. Such a wind "sock" will also eliminate wind noise when the mic is used in a windy outdoor environment.

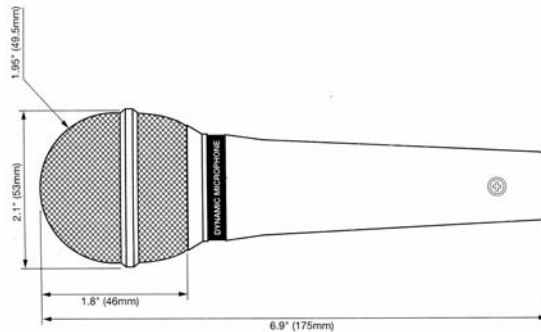
Special Features

- Cardioid, alnico magnet dynamic
- Unique one-piece molded cartridge design ensures superior immunity to abuse and shock
- Linear response for detailed, natural sound across the spectrum
- Excellent feedback immunity
- Low handling noise
- Ideal all-purpose vocal and instrument mic

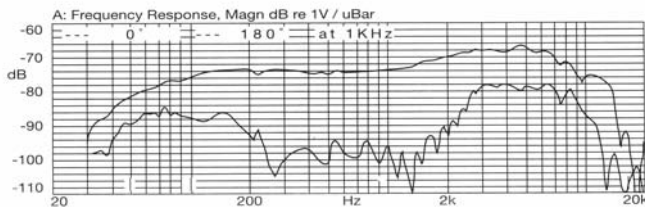
Specifications

Cartridge type / Magnet	Dynamic / Alnico cartridge
Directivity Pattern	Cardioid
Frequency Response	80-12kHz
Sensitivity (@ 1KHz,74dB S.P.L.) ..	-70dB \pm 3dB
Impedance	600 Ω (Lo Z)
Maximum S.R.L. (1%T.H.D.)	>130 dB
Dimensions	2.1" x 6.9" (53 x 175mm)
Weight	8.5 oz (238g), without cord
Material	Handle: Die-cast Zinc Ballscreen: steel mesh

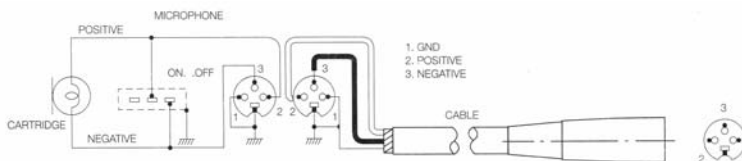
Dimensions



Typical Frequency Response



Wiring Diagram-recommended cable wiring



Free Manuals Download Website

<http://myh66.com>

<http://usermanuals.us>

<http://www.somanuals.com>

<http://www.4manuals.cc>

<http://www.manual-lib.com>

<http://www.404manual.com>

<http://www.luxmanual.com>

<http://aubethermostatmanual.com>

Golf course search by state

<http://golfingnear.com>

Email search by domain

<http://emailbydomain.com>

Auto manuals search

<http://auto.somanuals.com>

TV manuals search

<http://tv.somanuals.com>