

Technical Support

PLEASE REFER TO THE SUPPORT INFORMATION CARD THAT SHIPPED WITH YOUR PRODUCT.

By registering your product at www.NETGEAR.com/register, we can provide you with faster expert technical support and timely notices of product and software upgrades.

NETGEAR, INC.

Support Information

Phone: 1-888-NETGEAR (For US & Canada only) - 24 x7 phone support

See Support Information card for other countries.

E-mail: support@NETGEAR.com (24 x 7 online support)

www.NETGEAR.com

© 2003 NETGEAR, Inc. NETGEAR, the Netgear logo, The Gear Guy, Auto Uplink and Everybody's Connecting are trademarks or registered trademarks of Netgear, Inc. in the United States and/or other countries. Microsoft and Windows are registered trademarks of Microsoft Corporation in the United States and/or other countries. Other brand and product names are trademarks or registered trademarks of their respective holders. Information is subject to change without notice. All rights reserved



201-10249-01

July 2004



NETGEAR®

Fast Ethernet Switch

10/100 Mbps FS105 v2/FS108 v2



Installation Guide

Statement of Conditions

In the interest of improving internal design, operational function, and/or reliability, NETGEAR reserves the right to make changes to the product described in this document without notice.

NETGEAR does not assume any liability that may occur due to the use or application of the product(s) or circuit layout(s) described herein.

Certificate of the Manufacturer/Importer

It is hereby certified that the NETGEAR Model FS105 v2/FS108 v2 Fast Ethernet Switch has been suppressed in accordance with the conditions set out in the BMPT-AmtsblVfg 243/1991 and Vfg 46/1992. The operation of some equipment (for example, test transmitters) in accordance with the regulations may, however, be subject to certain restrictions. Please refer to the notes in the operating instructions.

Federal Office for Telecommunications Approvals has been notified of the placing of this equipment on the market and has been granted the right to test the series for compliance with the regulations.

Federal Communications Commission (FCC) Compliance Notice: Radio Frequency Notice

This device complies with part 15 of the FCC Rules. Operation is subject to the following two conditions:

- This device may not cause harmful interference.
- This device must accept any interference received, including interference that may cause undesired operation.

Note: This equipment has been tested and found to comply with the limits for a Class B digital device, pursuant to part 15 of the FCC Rules. These limits are designed to provide reasonable protection against harmful interference in a residential installation. This equipment generates, uses, and can radiate radio frequency energy and, if not installed and used in accordance with the instructions, may cause harmful interference to radio communications. However, there is no guarantee that interference will not occur in a particular installation. If this equipment does cause harmful interference to radio or television reception, which can be determined by turning the equipment off and on, the user is encouraged to try to correct the interference by one or more of the following measures:

- Reorient or relocate the receiving antenna.
- Increase the separation between the equipment and receiver.
- Connect the equipment into an outlet on a circuit different from that to which the receiver is connected.
- Consult the dealer or an experienced radio/TV technician for help.

EN 55 022 Declaration of Conformance

This is to certify that the NETGEAR Model FS105 v2/FS108 v2 Fast Ethernet Switch is shielded against the generation of radio interference in accordance with the application of Council Directive 89/336/EEC, Article 4a. Conformity is declared by the application of EN 55 022 Class B (CISPR 22).

Canadian Department of Communications Radio Interference Regulations


This digital apparatus (NETGEAR Model FS105 v2/FS108 v2 Fast Ethernet Switch) does not exceed the Class B limits for radio-noise emissions from digital apparatus as set out in the Radio Interference Regulations of the Canadian Department of Communications.

Règlement sur le brouillage radioélectrique du ministère des Communications

Cet appareil numérique (NETGEAR Model FS105 v2/FS108 v2 Fast Ethernet Switch) respecte les limites de bruits radioélectriques visant les appareils numériques de classe B prescrites dans le Règlement sur le brouillage radioélectrique du ministère des Communications du Canada.

Introduction

The NETGEAR® 5/8-Port Fast Ethernet Switch Model FS105 v2/FS108 v2 provides you with a low-cost, reliable, high-performance switch to connect up to five or eight different Ethernet-enabled devices (such as computers, file servers, print servers, printers, routers and hubs).



Fast Ethernet Switch FS105 v2/FS108 v2

You use the FS105 v2/FS108 v2 switch to build a small network that enables you to have 10 Mbps or 100 Mbps access to other devices on the network. Also, with this switch, you can add extra computers to your cable or DSL router. Unlike a hub that shares its connection with all devices, the FS105 v2/FS108 v2 switch provides a full, dedicated 100 Mbps (or 10 Mbps) connection between two devices. If a device has full-duplex capability, the FS105 v2/FS108 v2 switch provides a 200 Mbps (or 20 Mbps) connection.

Ethernet cables come as either straight-through or crossover cables—depending on whether you're connecting to a device (computer, server, or printer) or networking equipment (hub, switch, or router). With the Auto Uplink™ feature, you don't have to worry about which one you use. Each port on the FS105 v2/FS108 v2 switch automatically configures itself correctly when you plug in a device's cable.

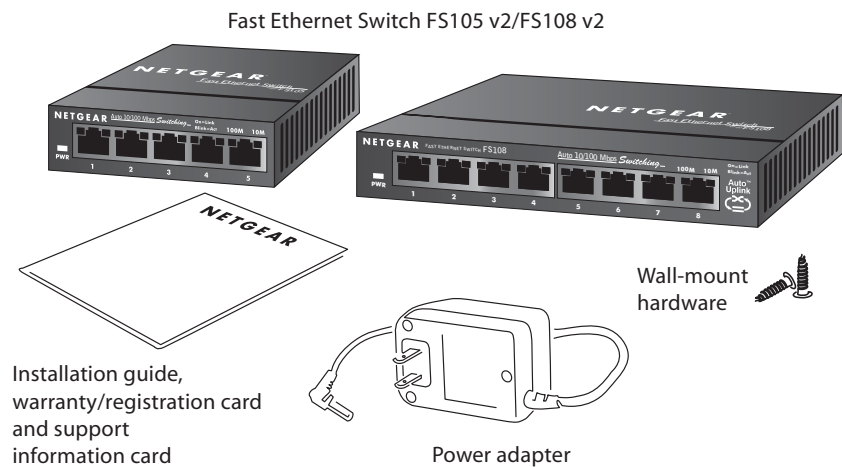
If you have a problem with your switch, NETGEAR offers free support 24 hours a day and 7 days a week on the Web (www.NETGEAR.com), by e-mail (support@NETGEAR.com) and by phone (see the provided support information card for phone numbers).

Installation Overview

Estimated Time: 5–10 minutes

1. Unpack the box and verify the contents.
2. Prepare to install the switch.
3. Install the switch and connect the other devices.

1 Unpack the Box and Verify the Contents



When you open the box, verify that you received everything. The package includes:

- 5/8-Port Fast Ethernet Switch FS105 v2/FS108 v2
- AC power adapter
- Wall-mounting screws
- FS105 v2/FS108 v2 Installation Guide (this document)
- Warranty and support information card

If you don't have everything listed above, see the support information card for contact information. If you're missing the Technical Support information card itself, get contact information at www.NETGEAR.com in the Customer Service area.

2 Prepare to Install the Switch

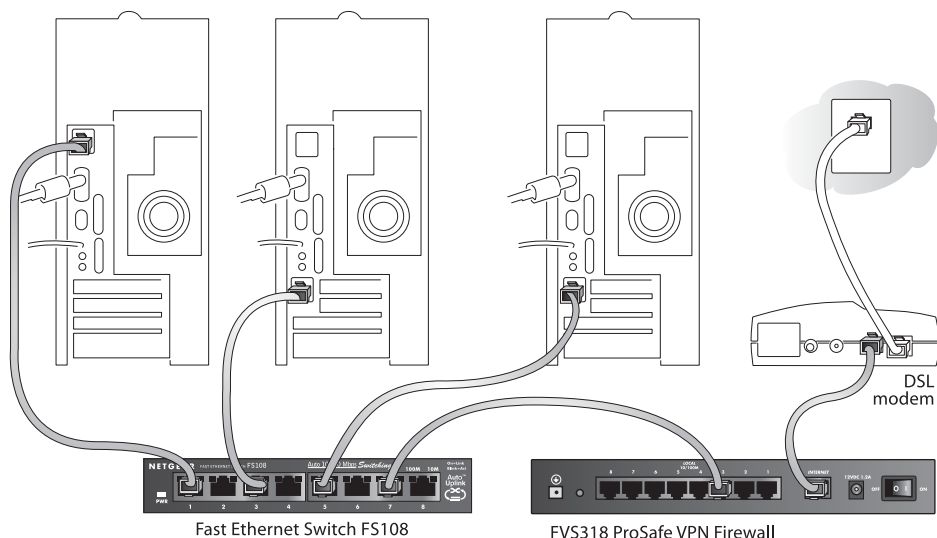
Decide where you want to place the switch. Find a flat horizontal surface — such as a table, desk or shelf. The switch comes with wall-mounting screws. You're welcome to use the screws if you want to hang the switch in an open space on a wall.

Make sure the selected location is:

- Not in direct sunlight or near a heater or heating vent.
- Not cluttered or crowded. There should be at least 2 inches (5 cm) of clear space on all sides of the switch.
- Well ventilated (especially if it is in a closet).

Also, you'll need one Category 5 (Cat 5) Ethernet cable with RJ-45 connectors for each device you want to connect to the switch. Each Ethernet cable must be less than 328 feet (100 meters).

3 Install the Switch and Connect the Other Devices



1. Place the switch on a flat surface or hook onto the screws.
2. For each device, insert one end of an Ethernet cable into the port in the device and insert the other end into one of the Ethernet ports on the switch.

Note: If you have more than 5 or 8 devices to connect to this switch, you must connect them to a hub or other switch and then connect that hub or switch to this switch.

3. Connect the power adapter's cord into the back of the switch and then plug the adapter into a power source (such as a wall socket or power strip).

The Power light should light up.

The corresponding port number for each connected and powered device should light when link (connection), and flash when activity occurs.

Note: If any light doesn't operate as indicated, go to the *Troubleshooting* section.

Troubleshooting

The Power light is not lit

The switch has no power.

- Make sure the power cord is properly connected to the switch.
- Make sure the power adapter is properly connected to a functioning power outlet. If it's in a power strip, make sure the power strip is turned on. If the socket is controlled by a light switch, make sure the switch is in the on position.
- Make sure you are using the NETGEAR power adapter supplied with your switch.

The Link/Activity is not lit for a connected device or stays on continuously

There's a hardware connection problem.

- Make sure the cable connectors are securely plugged in at the switch and the device.
- Make sure the connected device is turned on.
- If the Ethernet cable is connected to a NIC or other Ethernet adapter, make sure the card or adapter is installed correctly and is working.
- Make sure the cable is less than 328 feet (100 meters).

Technical Specifications

Standards Compatibility:	IEEE 802.3i 10BASE-T Ethernet, IEEE 802.3u, 100BASE-TX Fast Ethernet IEEE 802.3x Flow Control; compatible with Windows®, Mac® OS, NetWare®, Linux®
Data Rate:	100 Mbps with 4B/5B encoding and MLT-3 physical interface for 100BASE-TX 10 or 100 Mbps half-duplex
Network Interface:	RJ-45 connector for 10BASE-T or 100BASE-TX Ethernet interface
DC Power:	7.5W max and 7.5V @ 1A DC input
Physical Dimensions:	FS105 v2 - W: 94.8 mm (3.73") D: 101 mm (3.98") H: 27 mm (1.06") FS108 v2 - W: 158 mm (6.22") D: 101 mm (3.98") H: 27 mm (1.06")
Weight:	FS105 v2 - 0.275 kg (0.6 lbs); FS108 v2 - 0.49 kg (1.08 lbs)
Operating Temperature:	0 to 40° C (32 to 104° F)
Operating Humidity:	10% to 90% relative humidity, non-condensing
Electromagnetic Compliance:	CE mark, Commercial; FCC Part 15, Class B; EN 55 022 (CISPR 22) Class B, C-Tick
Safety Agency Approvals for the Power Adapter:	CE mark, Commercial UL listed (UL 1950), TUV licensed (EN 60950), C-Tick

Performance Specifications

Frame Filter Rate:	14,800 frames/sec max for 10M port / 148,800 frames/sec max for 100M port
Frame Forward Rate:	14,800 frames/sec max for 10M port / 148,800 frames/sec max for 100M port
Network Latency: (using 64-byte packets)	100 Mbps to 100 Mbps: 20 µs max
Address Database Size:	1024 MAC addresses
Addressing:	48-bit MAC address
Queue Buffer:	FS105 v2 - 64 kilobytes; FS108 v2 - 96 kilobytes

Free Manuals Download Website

<http://myh66.com>

<http://usermanuals.us>

<http://www.somanuals.com>

<http://www.4manuals.cc>

<http://www.manual-lib.com>

<http://www.404manual.com>

<http://www.luxmanual.com>

<http://aubethermostatmanual.com>

Golf course search by state

<http://golfingnear.com>

Email search by domain

<http://emailbydomain.com>

Auto manuals search

<http://auto.somanuals.com>

TV manuals search

<http://tv.somanuals.com>