



NEW HOLLAND T7000 Auto Command™ Tractors

T7030 | T7040 | T7050 | T7060 | T7070



CONCEIVED BY CUSTOMERS. BUILT BY NEW HOLLAND



EASE OF OPERATION

Auto Command is all about ease of operation. No complex transmission menus. Simplified function options. Easy access to advanced and easily understood features. Auto Command matches ease of operation with exceptional efficiency.



POWER AND PRODUCTIVITY

The new 225 hp(CV) T7070 Auto Command™ tractor offers a massive 251 hp(CV) with power boost. Light, versatile and powerful, T7000 Auto Command™ tractors have it all.






THE BEST RETURN ON YOUR INVESTMENT

By making it easier than ever before to optimise performance and productivity, a New Holland T7000 Auto Command tractor repays your investment faster. Throughout the working life of the tractor, you benefit from your foresight to invest in the best.



PROVEN DNA

Auto Command tractors are designed, developed and manufactured by New Holland. Advanced harvester control technology and proven dependability combine to give you the very best in modern thinking.



TAKE CONTROL. ALL NEW SIDEWINDER™ II ARMREST

SideWinder II takes tractor ergonomics into a new era of design. Allowing the operator to access all major functions quickly and easily, SideWinder II can be adjusted to precisely match your needs.

TOUCHSCREEN INTELLIVIEW™ III MONITOR

IntelliView III provides the operator with easily accessible information to include work statistics, service data and performance monitoring. Fully ISO BUS compatible, IntelliView III can be used to operate a wide range of attachments.

FORCE LOGIC. PROVEN SIMPLICITY

Using the same operating principles as used on New Holland FR forage harvesters, the CommandGrip™ handle is eased forward to move forward, the operator having precise control over the speed of the tractor. Pull the control back to slow down. Simple.



REMOTE CONTROL

The hydraulic remotes and the PTO can not only be easily operated from SideWinder™ II armrest, but set up to match your application. Quickly. Simply.

ELECTRONIC ADJUSTMENT

SideWinder II electronically adjusts to rapidly match your driving style.



PUTS YOU IN CHARGE

THE CONTROLS ARE POSITIONED WHERE YOU TOLD US YOU WANTED THEM

Rest your arm on the SideWinder™ II, and note how your hand is positioned to reach all key functions. Over 300 customers worked with us to make sure we came up with a control that is easy and comfortable to use.



NEW HOLLAND T7000 AUTO COMMAND

"It really is easy to use: you get in, key on, push the shuttle forward and away you go!"

Brian Neal - Contractor - Newmarket, UK



TAILOR THE CONTROLS AS YOU WISH

You can choose the position of the EDC mouse and hydraulic joystick from the factory. You choose the layout to suit your needs.



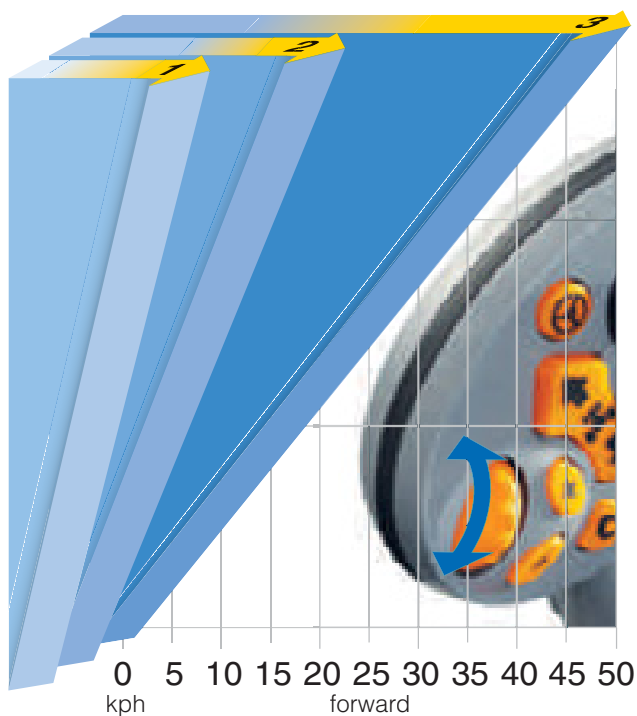
INTEGRATED CONTROL PANEL

The Integrated Control Panel gives fast access to functions that include Terralock™ traction management, Terraglide™ II suspension and Auto Command driving modes and style. Setting up the tractor has never been easier.

INNOVATIVE AUTO COMMAND OFFERS ADVANCED NEW HOLLAND FEATURES

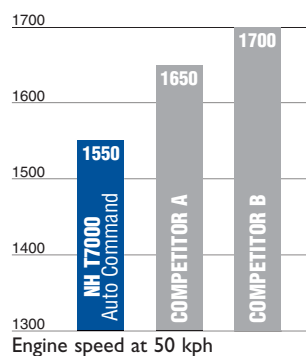
Designed and built by New Holland, T7000 Auto Command benefits from a new generation of CVT transmission. With four direct drive points, offering 100% mechanical efficiency, plus advanced double clutch control, you get the smoothest and most productive CVT available.

Speed diagram



MAKING THE MOST OF AVAILABLE TORQUE

New Holland has developed its Auto Command transmissions so they can exploit the low running speed, high torque New Holland engines. With 50 kph ECO, the engine can run at a fuel efficient 1550 rpm.



UP TO 10% ENGINE SPEED REDUCTION FOR GREATER FUEL ECONOMY

A SPEED FOR EVERY NEED

Auto Command allows the operator to set a target speed of between 30 m/hr right through to 50 km/hr. No steps. No range changes. Just a seamless choice to match your every need.



DRIVING MODES TO FIT YOUR DRIVING STYLE

Auto Command can be operated in one of four modes.

- Manual Mode. Allows the operator to set the engine and forward speed required. Speed can be adjusted using the Force Based CommandGrip™ handle.
- Auto Mode. Select the desired Target Speed and Auto Command will match the engine and transmission to maintain it.
- Cruise Mode. Once a desired operating speed has been achieved, Cruise Mode allows the operator to set the transmission to maintain the speed for economy and productivity.
- PTO mode. As soon as the PTO is engaged, Auto Command will operate to preserve a constant engine speed.



CONTINUOUSLY VARIABLE TRANSMISSION FOR BEST PRODUCTIVITY AND FUEL SAVINGS

The CommandGrip™ handle provides access to all major controls. It shares the same ergonomic design as the proven CommandGrip™ handle used in New Holland FR forage harvesters. A key advantage of the design is that it enables a range of tasks to be completed together. This can include adjusting the tractor's speed, raising the linkage, operating the remote valves or activating automated functions.



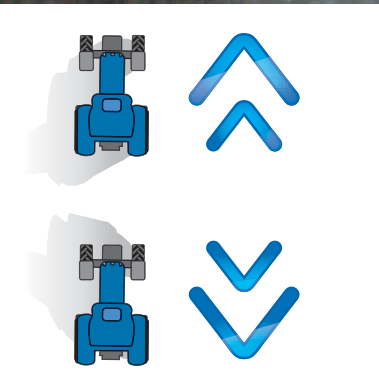
INTELLIVIEW III SHOWS YOU ALL YOUR SPEED SETTINGS

Intelliview III will show the direction of travel, three set target speeds and selected driving mode. All relevant information is easy to see at a glance.



ACTIVE STARTSTOP

A key safety feature of Auto Command™ is Active StartStop. When the tractor is brought to a standstill, the transmission prevents the tractor moving back or forwards. Even with a heavy load. When the transmission takes up drive, there is no risk of roll back on steep inclines. For safe parking, an electronic brake is easily engaged via the shuttle lever.



FAST DIRECTION CHANGES

Changing direction is simple with Auto Command. The operator can either move the CommandGrip™ handle, use the Powershuttle switch on the handle or use the steering column mounted shuttle lever.



QUIET, COMFORTABLE AND OFFERING A GREAT VIEW

DESIGNED TO HELP YOUR DAY LONG PRODUCTIVITY

New Holland has always put maximum design effort into its operating environment. The revised, premium quality Horizon™ cab is quiet, spacious and offers class leading all-round visibility. This is further enhanced by the low profile of the controls on the SideWinder™ II armrest.



POSITION THE SIDEWINDER II EXACTLY WHERE YOU WANT IT

The SideWinder™ II armrest adjusts via the touch of a button. It can be quickly moved by the operator to suit individual preference. It can also be easily moved to suit different applications.



AUTO COMFORT™ SEAT

Low frequency suspension technology reduce shock loads reaching the operator. Over a long working day, this helps reduce fatigue. The seat can be set-up to suit all sizes of operator. With New Holland comfort comes as standard.

CONTROL AT YOUR FINGERTIPS

The Integrated Control Panel provides quick and simple access to a range of operating functions. These include traction management, suspension control, auto PTO and transmission sensitivity.




ISO BUS COMPATIBLE INTELLIVIEW III. PROVIDES MORE THAN INFORMATION

Intelliview™ III monitor, as used on the flagship New Holland CR9000 combines, has a touchscreen interface. This enables the operator to quickly navigate between easily understood information menus. Pop-up screens help the user navigate through various settings - just like the system on CR9000 combines.

BRIGHT LIGHTS FOR DARK NIGHTS


A full range of worklights are fitted to all models as standard. These can be angled to suit the application. Offering a bright and broad spread of light, the worklights are easily controlled from dedicated switch panel. HID high intensity lights are offered as an option.



CLEAN, SIX-CYLINDER INTERCOOLED EFFICIENCY

MORE POWER. MORE PERFORMANCE

The T7070 Auto Command tractor is rated at 225 hp(CV), the engine developing up to 251 hp(CV) with Power Boost. Linked to the low overall weight of the tractor, the T7070 benefits from an excellent power to weight ratio of 29 kg/hp(CV).

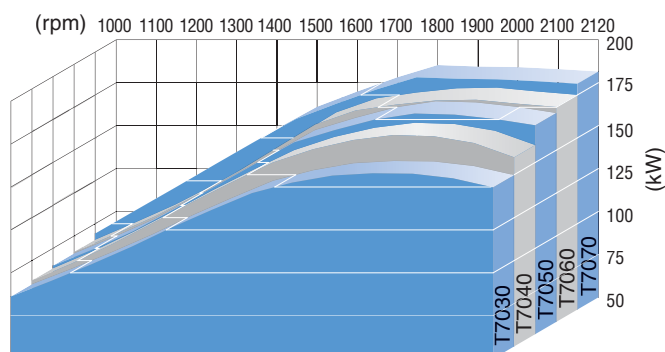


MODERN FUELS

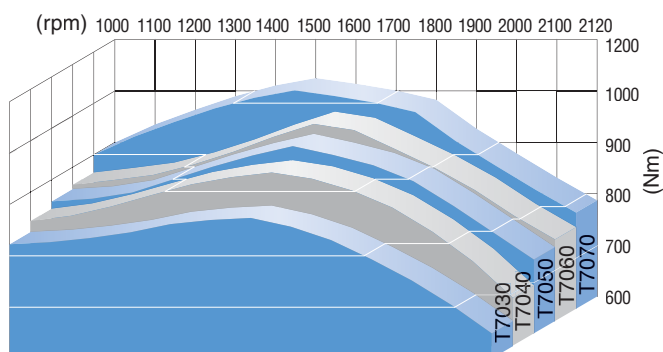
All New Holland engines have been engineered to run on 100% biodiesel. Contact your dealer for more information.

FUEL EFFICIENT PERFORMANCE

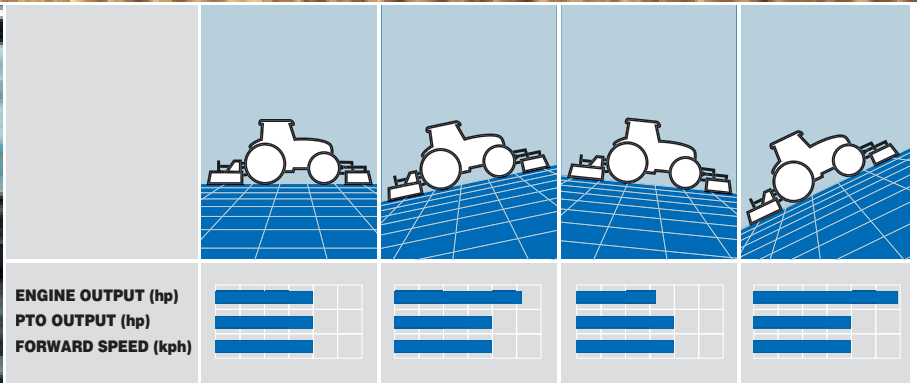

The combination of Auto Command™ transmissions and extremely efficient New Holland NEF engines delivers brilliant performance and economy. The five model T7000 Auto Command™ tractor range spans rated power outputs from 167 hp(CV) to 225 hp(CV).



Power Curves



Torque Curves



REDUCED OPERATING COSTS

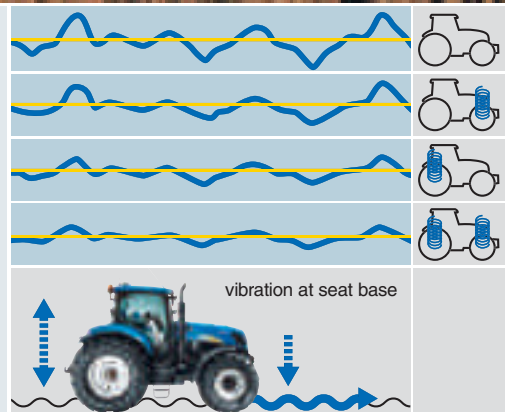
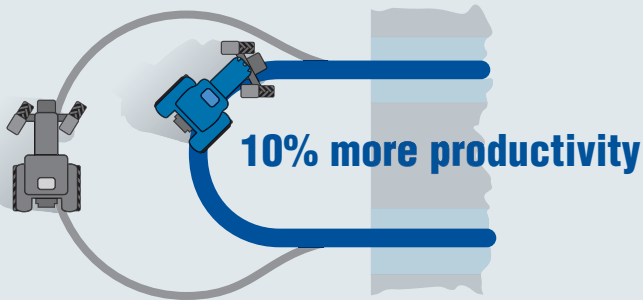
A combination of factors reduce T7000 Auto Command tractor operating costs. These include 600 hour engine service intervals, class leading maintenance access and operating efficiency. A combination of intercooled, turbocharged, common rail fuel injection and advanced internal exhaust gas recirculation all help control operating costs.

EPM BRINGS MORE POWER, BUT ONLY WHEN ITS NEEDED

The established New Holland Engine Power Management, EPM, system is standard on all T7000 Auto Command tractors. Well proven and needing no operator intervention to activate, EPM will deliver seamless extra power in demanding conditions, reverting back to standard output as conditions ease. The result? You get the extra power of a high powered tractor, but only when you need it.

MAXIMUM POWER TO THE GROUND

All T7000 Auto Command tractors are fitted with extremely robust Class IV front axles. This enables the gross vehicle weight to be increased to 13000 kg at a full 50km/hr for Auto Command models. A range of features are fitted as standard to help boost in-field productivity. These include easy to use Headland Turn Sequencing for fast headland turns and advanced Terralock™ automatic traction management.



NO ONE ELSE OFFERS CVT WITH SUPERSTEER™

Operators demanding a really tight turn radius can specify the unique New Holland SuperSteer™ front axle. Offering a tight 65 degree turn angle, SuperSteer™ can dramatically cut the time it takes to turn on the headland, with the potential to boost work rates in applications including rowcrop duties.

TERRAGLIDE™ FRONT AXLE. YOUR COMFORT PARTNER

Terraglide™ II front axle suspension has been upgraded to match the T7000 Auto Command™ transmission. Standard on all 50 km/hr models, Terraglide II is designed to compliment the Comfort Ride™ cab suspension system. The result is a smoother ride over difficult terrain and enhanced performance at high transport speeds. In the field, Terraglide II will work safely with heavy rear mounted implements.

ADVANCED TRACTION MANAGEMENT

New Holland Terralock is well established. The operator simply selects the traction package needed for a specific application. Terralock will then manage drive to the front axle and engage and release the differential locks automatically. During a headland turn or moving from work to transport, Terralock will ensure the differentials and four wheel drive are unlocked without operator intervention.



HEADLAND TURN SEQUENCING

The way in which New Holland has designed its Headland Turn Sequencing, HTS, system makes it extremely simple to set up and use. During a headland turn, the operator initially carries out the turn sequences manually, engaging the HTS record programme. Once the sequence of actions has been recorded by HTS, it can then be used to repeat them by pressing a single button on the CommandGrip™ handle. A new HTS feature is that the sequence can be edited to fine-tune settings to suit changing conditions.



ADVANCED HYDRAULICS AND MASSIVE LIFT CAPACITY

The Closed Centre, load sensing CCLS hydraulic system has been engineered by New Holland so it operates at peak efficiency at all times. When the demand upon the system is low, the main hydraulic pump consumes minimal power. When instant hydraulic flow is required, the MegaFlow™ pump option can deliver its maximum capacity of 150 litres per minute in an instant.






STRONG, EFFICIENT AND POWERFUL

Rated up to a massive 10463 kg, the rear linkage is designed to work with heavy mounted equipment over extended periods. The system incorporates integral dynamic ride control shock load protection. This will reduce bounce when travelling with a heavy mounted implement at transport speeds.




ADJUST THE FLOW ON UP TO NINE REMOTES

The hydraulic remote valves each have individual flow control. Flow and timing to each valve can be individually adjusted using simple 'pop-up' menus in the IntelliView™ III touch-screen. Up to five rear and four front valves are available.



FENDER-MOUNTED CONTROLS

Fender mounted controls allow the rear linkage to be raised and lowered, the PTO to be engaged and for a remote valve to be operated. The latter makes it easy to adjust an hydraulic top link when attaching an implement to the tractor.



ELECTRONIC VALVE CONTROLS

The electronic remote valves can be operated from the CommandGrip™ handle or via the paddles on the SideWinder™ II armrest. A joystick is also fitted. This will operate up to four valves, and is ideal for working a front linkage or loader.

THE FULLY INTEGRATED PACKAGE

A key New Holland T7000 Auto Command™ design feature is the direct drive PTO. This ensures minimal power is lost between the engine and PTO output shaft. A high capacity front linkage and PTO can be specified to further increase productivity.



PURPOSE DESIGNED FOR A PERFECT FIT

New Holland offers a purpose designed front linkage to fit all T7000 Auto Command™ tractors. Developed to offer a high lift capacity with excellent control from the cab, the front linkage package can also be specified with a PTO.



ELECTRONIC PTO SELECTION

PTO speed selection is made easily and quickly by using the electronic rotary switch. For economy, PTO speeds are achieved at a reduced engine speed.



AUTO PTO OPERATION

Auto PTO can be selected to automatically disengage the PTO as the rear linkage is raised above a pre-set point. This protects the PTO shaft and tractor. The system will also re-engage drive as the linkage is lowered.



NEW HOLLAND OFFERS SO MUCH MORE



INTELLISTEER™ AUTOMATIC STEERING SYSTEM

Series T7000 can be specified with a fully integrated New Holland designed and developed IntelliSteer™ Automatic Steering System. Using DGPS or RTK Technology and fully integrated control systems the IntelliSteer™ system helps ensure parallel pass to pass accuracy of up to 1 – 2 cm*. The IntelliSteer™ system is ideal for seeding and planting in the most demanding situations and dramatically improves operator performance and comfort. An additional benefit of using RTK correction with the IntelliSteer™ system is the guaranteed year to year repeatability, which is becoming more important with today's modern farming techniques. All this and more at the touch of a button.

* Using RTK correction signal.

INTELLIVIEW™ III MONITOR. ONE SCREEN DOES IT ALL

Using the existing Intelliview III screen, IntelliSteer is easily integrated into the T7000 Auto Command operating system. The IntelliSteer™ System can perform a number of different patterns. These are:



NH 262 RECEIVER

The NH 262 receiver is capable of working with EGNOS, OmniSTAR or RTK correction. For RTK applications a slim profile radio mounts underneath the receiver.



RTK BASE STATION

An RTK base station can be used to broadcast a correction signal to achieve a pass to pass accuracy of 1-2 cm.



NAVIGATION CONTROLLER II

The Navigation Controller II is the main control system which continually corrects for roll, pitch, and yaw by using state of the art 6-axis solid state inertial sensors to give you a true on-ground position.

INTEGRATED CONTROL SYSTEMS

The New Holland IntelliSteer™ System uses built in steering angle sensors to keep the Navigation Controller II informed of wheel direction. Also integrated into the hydraulic system is a control valve which converts the signals from the Navigation Controller II into hydraulic movements of the steering system.



BEYOND THE PRODUCT



TRAINED TO GIVE YOU THE BEST SUPPORT

Your dedicated New Holland dealer technicians receive regular training updates. These are carried out both through on-line courses as well as intensive classroom based courses. This advanced approach ensures your dealer will always have access to the skills needed to look after the latest and most advanced New Holland products.

FINANCE TAILORED TO YOUR BUSINESS

CNH Capital, the financial services company of New Holland, is well established and respected within the agricultural sector. Advice and finance packages tailored to your specific needs are available. With CNH Capital, you have the peace of mind that comes from dealing with a financing company that specialises in agriculture.

EXTENDED SERVICE PLAN LONG LASTING CONFIDENCE

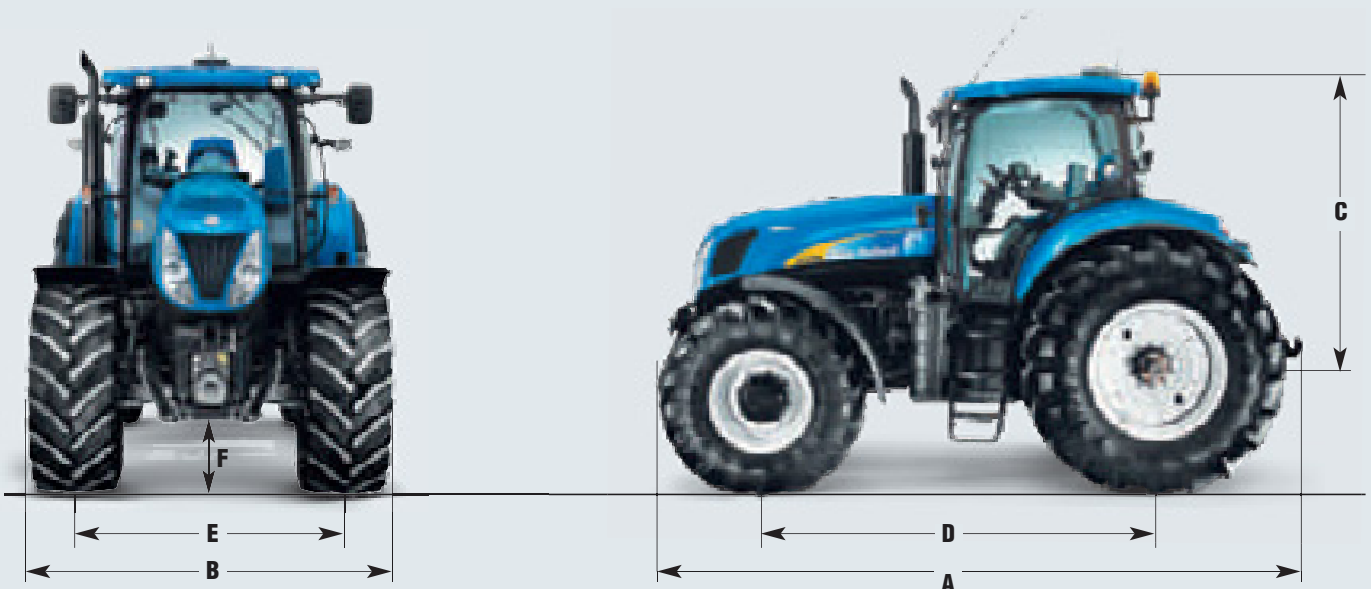
ESP coverage provides owners of New Holland agricultural machinery with additional cover on the expiry of the manufacturer's contractual warranty. Please ask your dealer for more details. Terms and conditions apply.

MODELS	T7030	T7040	T7050	T7060	T7070
New Holland Engine*	NEF	NEF	NEF	NEF	NEF
No of Cylinders / Aspiration / Valves / Emission level	6/ T / 4v / Tier III	6/ T / 4v / Tier III	6/ T / 4v / Tier III	6/ T / 4v / Tier III	6/ WT / 4v / Tier III
Fuel System - High Pressure Common Rail	●	●	●	●	●
Approved Biodiesel Blend**	B100**	B100**	B100**	B100**	B100**
Capacity (cm ³)	6728	6728	6728	6728	6728
Bore and Stroke (mm)	104x132	104x132	104x132	104x132	104x132
Rated Power - ISO TR14396- ECE R120 [kW / hp(cv)]	123 / 167	132 / 182	145 / 197	157 / 213	167 / 225
Rated Power - ISO TR14396- ECE R120 Engine Power Management [kW / hp(cv)]	150 / 204	160 / 218	172 / 234	175 / 238	181 / 247
Max. Power - ISO TR14396- ECE R120 [kW / hp(cv)]	132 / 180	147 / 200	156 / 212	164 / 223	169 / 230
Max. Power - ISO TR14396- ECE R120 Engine Power Management [kW / hp(cv)]	158 / 215	172 / 234	177 / 241	178 / 242	185 / 251
Rated engine speed (rpm)	2200	2200	2200	2200	2201
Max Torque ISO TR14396 (Nm)	774@1400	844@1400	860@1400	866@1400	950@1400
Max Torque ISO TR14396 Engine Power Management (Nm)	874@1600	938@1600	965@1600	984@1600	1025@1500
Torque rise standard / with Power Management (%)	45 / 35	45 / 35	37 / 30	27 / 30	32 / 30
Viscous Coupled Cooling Fan	●	●	●	●	●
Reversible fan	○	○	○	○	○
Exhaust Brake	○	○	○	○	○
Fuel Tank capacity (Litres)	412	412	412	412	412
Service interval (hours)	600	600	600	600	600
Transmission					
Auto Command™ Constantly Variable Transmission (40 kph)	●	●	●	●	●
Minimum speed / Max speed @ 1450 rpm (kph)	0.03 / 40	0.03 / 40	0.03 / 40	0.03 / 40	0.03 / 40
Auto Command™ Constantly Variable Transmission (50 kph ECO)	○	○	○	○	○
Minimum speed / Max speed @ 1550 rpm (kph)	0.03 / 50	0.03 / 50	0.03 / 50	0.03 / 50	0.03 / 50
Active StopStart function	●	●	●	●	●
Front axles					
4WD front axle	●	●	●	●	●
Terraglide™ Front axle suspension	○	○	○	○	○
SuperSteer™ Front axle	○	○	○	○	○
Steering angle Standard / Terraglide™ / SuperSteer™ (°)	55 / 55 / 65	55 / 55 / 65	55 / 55 / 65	55 / 55 / 65	55 / 55 / 65
Fast Steer™ system	○	○	○	○	○
Terralock™ functions	●	●	●	●	●
Dynamic front Fenders	○	○	○	○	○
Bar rear axle	○	○	○	○	○
Hydraulics					
CCLS Closed Centre Load sensing	●	●	●	●	●
Main Pump flow Standard / MegaFlow™ option (Lpm)	120 / 150	120 / 150	120 / 150	120 / 150	120 / 150
Electronic Draft Control (EDC)	●	●	●	●	●
Remote Valves					
Type	Electro hydraulic	Electro hydraulic	Electro hydraulic	Electro hydraulic	Electro hydraulic
Max no. rear valves	5	5	5	5	5
Joystick control	○	○	○	○	○
Max no. mid mount valves	4	4	4	4	4
Linkage					
Max lift Capacity at ball ends - 110 mm rams (kg)	10463	10463	10463	10463	10463
Max lift Capacity through the range (610 mm behind ball ends) - 110 mm rams (kg)	9266	9266	9266	9266	9266
Front linkage lift capacity at ball ends (through the range) (kg)	3785	3785	3785	3785	3785
PTO					
Auto Soft Start	●	●	●	●	●
Engine speed at: 540 / 540E / 1000 rpm (rpm)	1569 / 1700 / 1893	1569 / 1700 / 1893	1569 / 1700 / 1893	1569 / 1700 / 1893	1569 / 1700 / 1893
Auto PTO management	●	●	●	●	●
Electronic PTO selection	●	●	●	●	●
Front PTO (1000 rpm)	○	○	○	○	○
Brakes					
Electronic Park Brake	●	●	●	●	●
Hydraulic Trailer Brakes	○	○	○	○	○
Optional Pneumatic tractor Brakes	○	○	○	○	○

MODELS
T7030
T7040
T7050
T7060
T7070

Cab					
360° Horizon Cab		●	●	●	●
High visibility roof hatch		●	●	●	●
Opening RHS door		●	●	●	●
HID lighting pack		○	○	○	○
Auto Comfort™ seat		●	●	●	●
Auto Comfort™ leather seat		○	○	○	○
SideWinder™ II Armrest		●	●	●	●
CommandGrip™ Handle		●	●	●	●
Electronic Adjustment of SideWinder II armrest		●	●	●	●
Air conditioning		●	●	●	●
Automatic climate control		○	○	○	○
Air Recirculation Filters		●	●	●	●
Telescopic Shatterproof Mirrors		●	●	●	●
Comfort Ride™ cab suspension		●	●	●	●
Headland Turn Sequence		●	●	●	●
Fender mounted external controls		○	○	○	○
Performance Monitor with enhanced key pad		●	●	●	●
IntelliView™ III colour monitor with ISO 11783 connector		●	●	●	●
IntelliSteer™ Guidance Ready		●	●	●	●
Optimum Cab Noise level EC 77/311	(dB(A))	69,6	69,6	69,6	69,6
Factory Fit Rotating Beacon		●	●	●	●
Dimensions					
Turning radius with SuperSteer™ front axle	(mm)	5705	5705	5705	5705
Turning radius with standard/suspension front axle	(mm)	6100	6100	6100	6100
A Overall length (front link. to rear link.)	(mm)	5733	5734	5735	5736
B Minimum width	(mm)	2334	2334	2334	2334
C Height at centre of rear axle to top of cab	(mm)	2140	2140	2140	2140
D Wheelbase: Standard axle	(mm)	2884	2884	2884	2884
Terraglide™ suspended axle	(mm)	2884	2884	2884	2884
SuperSteer™ axle	(mm)	2977	2977	2977	2977
E Track width: Front Min / Max	(mm)	1560 / 2258	1560 / 2258	1560 / 2258	1560 / 2258
Rear min / max	(mm)	1528 / 2698	1528 / 2698	1528 / 2698	1528 / 2698
F Ground clearance (min/max)	(mm)	398 / 523	398 / 523	398 / 523	398 / 523
Weights					
Minimum Unballasted / shipping weights					
Standard Front axle	(kg)	6850	6850	6850	6850
Terraglide™ suspended front axle	(kg)	7200	7200	7200	7200
SuperSteer™ front axle	(kg)	7000	7000	7000	7000
Max permissible weight at 50kph	(kg)	13000	13000	13000	13000

● Standard ○ Optional – Not available * Developed by FPT - Fiat Powertrain Technologies ** Conditions Apply



NEW HOLLAND.
A REAL SPECIALIST IN YOUR
AGRICULTURAL BUSINESS.



AT YOUR OWN DEALER



YOUR SUCCESS - OUR SPECIALTY

Visit our web site at: www.newholland.com - tel: +61 2 9673 7777
31-53 Kurrajong Road, St Marys NSW 2760

The data indicated in this folder is approximate. The models described here can be subjected to modifications without any notice by the manufacturer. The drawings and photos may refer to equipment that is either optional or intended for other countries. Please apply to our Sales Network for any further information. Published by New Holland Brand Communications. Bts Adv. - Printed in Australia - T7000 07/09



Safety begins with a thorough understanding of the equipment. Always make sure you and your operators read the Operator's Manual before using the equipment. Pay close attention to all safety and operating decals and never operate machinery without all shields, protective devices and structures in place.

Free Manuals Download Website

<http://myh66.com>

<http://usermanuals.us>

<http://www.somanuals.com>

<http://www.4manuals.cc>

<http://www.manual-lib.com>

<http://www.404manual.com>

<http://www.luxmanual.com>

<http://aubethermostatmanual.com>

Golf course search by state

<http://golfingnear.com>

Email search by domain

<http://emailbydomain.com>

Auto manuals search

<http://auto.somanuals.com>

TV manuals search

<http://tv.somanuals.com>