


Item # NS-BT007

TO USE BY CONNECTING WITH BLUETOOTH BASE (AV DONGLE)

1. Press & Hold the Speaker Pairing Button  for 8 Seconds until LED flashes Red then Blue



LED Flashes
Red & Blue

2. Press & Hold the Dongle (Base) Pairing button  for 8 seconds until LED Flashes Red then Blue




LED Flashes
Red & Blue


3. After steps 1 & 2 are completed - wait 3 - 5 seconds - LEDs on Speaker & Base will Flash Blue to Confirm Pairing



4. Plug the 3.5mm Phone Jack on the Base into the Headphone Jack on your Audio Device, then Press PLAY



ACCESSORIES LIST:



Remarks:

1. After approximately 1 Minute - the Speaker and Dongle will exit the Pairing Mode if the Pairing Operation Fails
2. The Password of this speaker is set to "0000" - It can only be paired with a Bluetooth Device whose Passowrd is set to "0000"

Free Manuals Download Website

<http://myh66.com>

<http://usermanuals.us>

<http://www.somanuals.com>

<http://www.4manuals.cc>

<http://www.manual-lib.com>

<http://www.404manual.com>

<http://www.luxmanual.com>

<http://aubethermostatmanual.com>

Golf course search by state

<http://golfingnear.com>

Email search by domain

<http://emailbydomain.com>

Auto manuals search

<http://auto.somanuals.com>

TV manuals search

<http://tv.somanuals.com>