

# RSL-6

## Remote Controlled Speaker Selection System

### SPECIFICATIONS

IR Range

30 feet @ 30 degrees off-axis

Audio Power Handling

250 watts/channel continuous music power

Frequency Response

20 Hz to 20kHz +0dB, -0dB (flat)

Mounting

Table-top component

Wiring Requirements

Individual runs of 2-conductor speaker wire. Connectors can accommodate 14-22 gauge

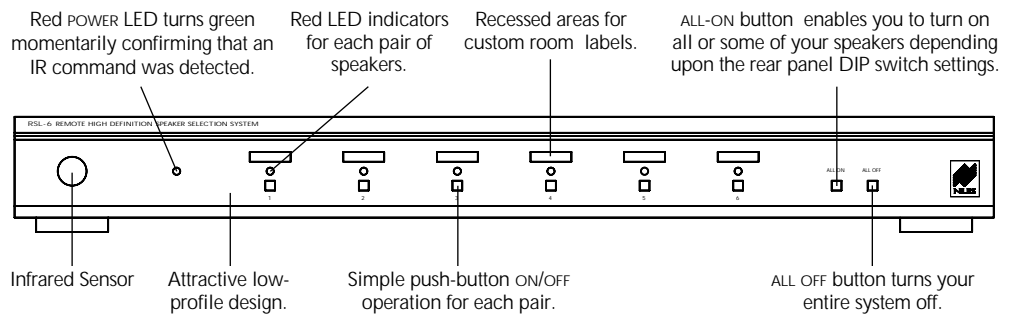
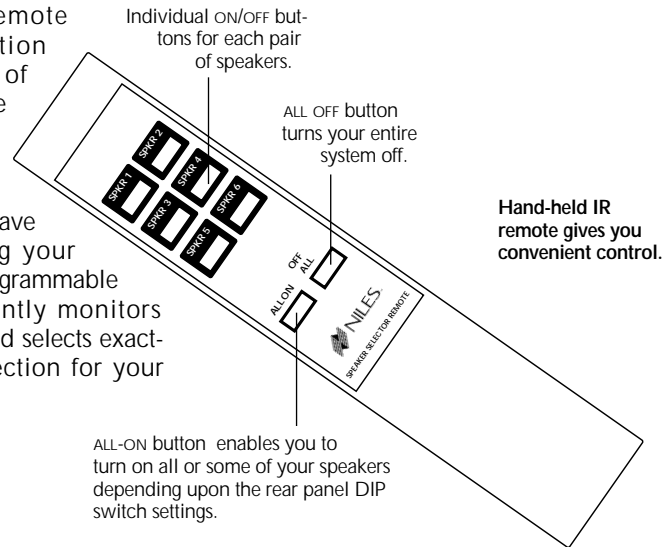
Overall Dimensions

17" Wide x 2" High x 8-3/4" Deep

Weight 6-1/2 LBS

### INTRODUCTION

The RSL-6 is a Infrared Remote Controlled Speaker Selection System for up to six pairs of speakers. The supplied remote control enables you to select any pair, any combination of pairs, or all six pairs of speakers at once. You don't have to worry about overloading your amplifier. The RSL-6 has a programmable microprocessor that constantly monitors which speakers are playing and selects exactly the right amount of protection for your amplifier.



### FEATURES AND BENEFITS

#### Remote Control

The slim, elegant remote control (included) allows you to completely control which speakers are playing. Each pair of speakers has its own ON/OFF button. In addition, a programmable ALL ON button (you select which rooms will turn on) and an ALL OFF button allow you to conveniently stop or start your music with one touch!

#### Computerized Protection

The brain of the RSL-6 is an eight bit modified Harvard Architecture Microcontroller. The microcontroller is programmed to remember the impedance of each of your speaker pairs and your amplifier's ideal load. It constantly monitors how many speaker pairs are playing (and which pairs), calculates the exact amount of impedance protection necessary, and provides the proper amount of protection for your amplifier.

#### Room LED's and Labels.

Red LED's indicate when a pair of speakers is on. 72 pre-printed room labels are included for easy identification.

#### X-10® Powerline Control

Using optional X-10 wireless remotes and controllers you can control the RSL-6 through the existing 120v AC electrical wires in your home. Optional Niles TW-523 interface module is required.

#### Proudly Made in USA

The RSL-6 is made in Miami, Florida and comes with a limited two year parts and labor warranty.



BLENDING HIGH FIDELITY AND ARCHITECTURE®

# MODEL RSL-6 Remote Controlled Speaker Selection System (continued)

## APPLICATION NOTES

### Connections

If your amplifier has both "A" and "B" speaker pair outputs connect the RSL-6 to the "A" outputs. Do not connect anything to "B". This will prevent the amplifier or receiver from driving an unusually low impedance load.

### Using the RSL-6 with Tube-Type Amplifiers

Virtually all tube amplifiers must be connected to a load at all times. If you are using the RSL-6 with a tube-type amplifier connect a 150 ohm, 5 watt resistor across the tube amplifier's output in parallel with the RSL-6.

### Impedance Matching

Use the SPEAKER DIP switches on the rear panel of the RSL-6 to tell the Micro-controller the impedance of each speaker pair. Then, set the AMP DIP switches to your amplifier's recommended load (2, 4 or 8 ohms). This guarantees maximum performance from your amplifier.

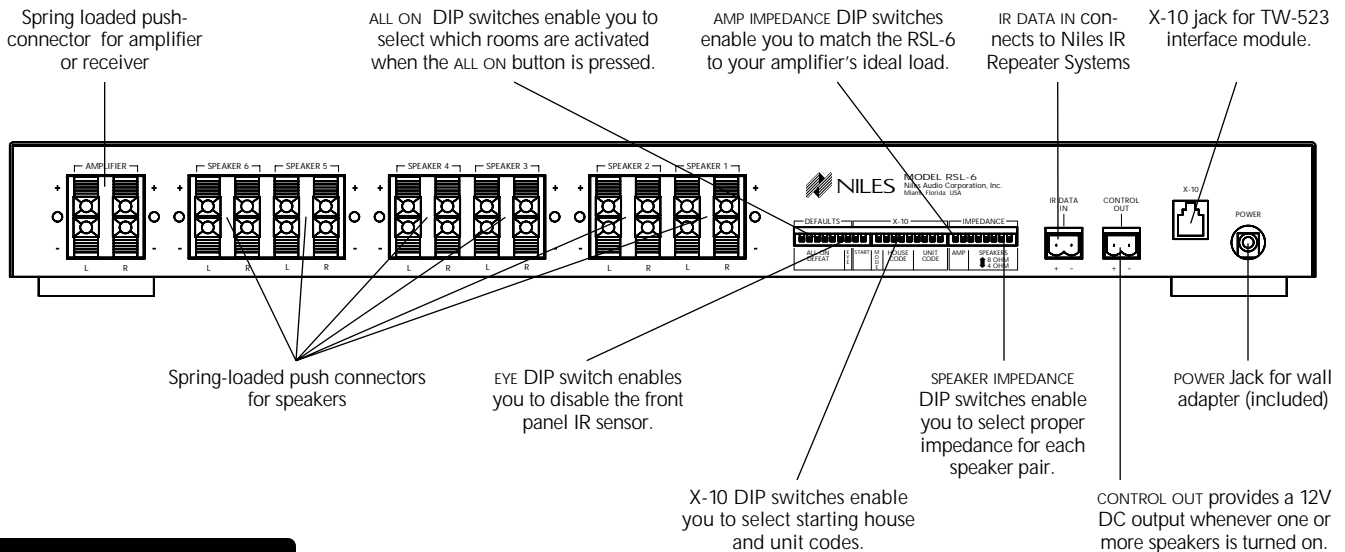
### Interfacing with a Multi-Room Infrared Repeater System

If you are using a Niles IR repeater system to relay remote control commands you may connect the FLASHER OUTPUT or OPTION OUT of the repeater directly to the IR DATA IN on the rear of the RSL-6. If you

have an external sensor in the same room as the RSL-6 you can avoid optical feedback by disabling the front panel IR sensor using the rear panel EYE DIP switch.

### X-10 Interfacing

If you are using X-10 to control your lights and you plan to control your RSL-6 with X-10, use the X-10 DIP switches to assign the RSL-6 a starting code which will not interfere with your lights.



**TOOLS REQUIRED**

- Wire stripper
- 1/8" standard slot-ted screwdriver



**NILES AUDIO CORPORATION**  
 12331 S.W. 130 STREET MIAMI, FLORIDA 33186  
 TEL: (305) 238-4373 FAX: (305) 238-0185



## Free Manuals Download Website

<http://myh66.com>

<http://usermanuals.us>

<http://www.somanuals.com>

<http://www.4manuals.cc>

<http://www.manual-lib.com>

<http://www.404manual.com>

<http://www.luxmanual.com>

<http://aubethermostatmanual.com>

Golf course search by state

<http://golfingnear.com>

Email search by domain

<http://emailbydomain.com>

Auto manuals search

<http://auto.somanuals.com>

TV manuals search

<http://tv.somanuals.com>