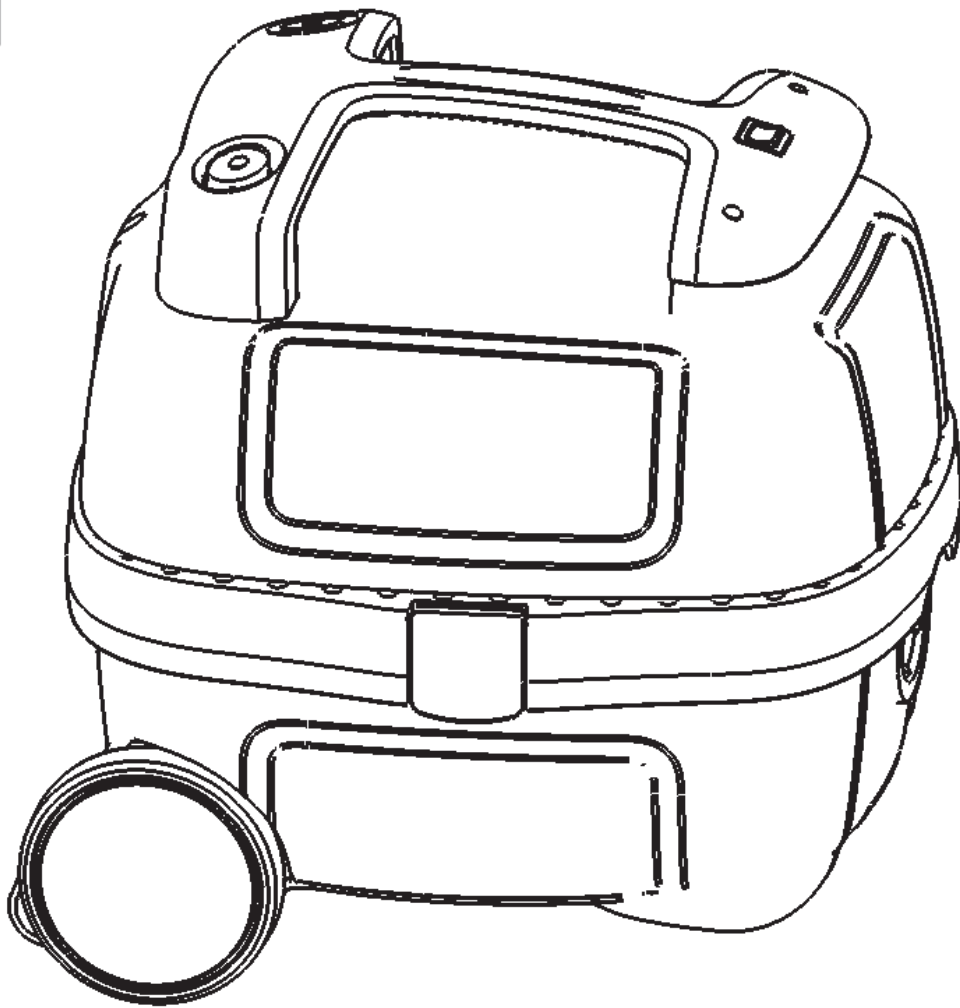


GD 910




Operating Instructions






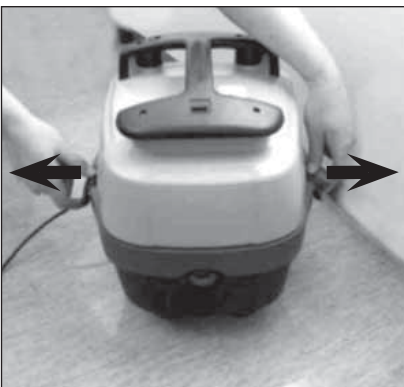

CE
107402565 A

English.....	8
Deutsch	10
Français.....	12
Nederlands	14
Italiano	16
Norsk	18
Svenska	20
Dansk.....	22
Suomi.....	24
Español.....	26
Português.....	28
Ελληνικά.....	30
Türkçe.....	32
Čeština.....	34
Polski	36
Magyar	38
Română	40
Български	42
Русский.....	44
Eesti	46
Latviski	48
Lietuviškai	50
日本	52
Specifications	54


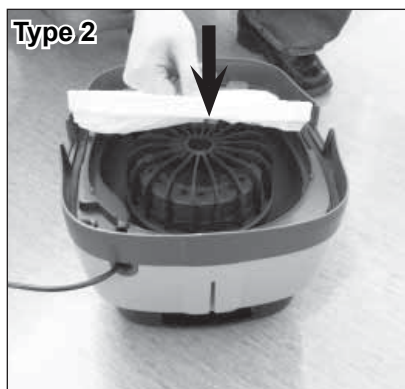


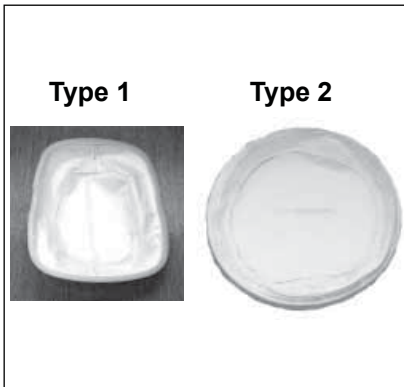
Basic operations






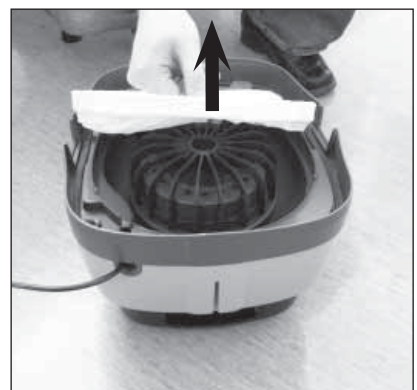


Dust bag replacement



Sack filter



Motor filter



English

Instructions for use



Prior to using the appliance for the first time, be sure to read this document through and keep it ready to hand.

Before using the vacuum cleaner make sure that the voltage shown on the rating plate on the vacuum cleaner corresponds with the main voltage.

This machine is intended for commercial use, for example in hotels, schools, hospitals, factories, shops, offices and rental businesses.

Purpose and intended use

The appliance is suitable for picking up dry, non-flammable dust.

Symbols used to mark instructions

WARNING



Danger that can lead to serious injuries or even death.

CAUTION



Danger that can lead to minor injuries and damage.

Important warnings

WARNING



- The vacuum cleaner must not be used for the suction of water, liquids or inflammable gases.
- No changes to the mechanical, electrical or thermal safety devices must be made.
- This appliance is not to be used by children or persons with reduced physical, sensory or mental capabilities, or lack of experience and knowledge, unless they have been given supervision or instruction.
- Young children should be supervised to ensure that they do not play with the appliance.
- Operators shall be adequately instructed on the use of this machine.
- This machine is for dry use only.

CAUTION



- This machine is for indoor use only.
- This machine shall be stored indoors only.

This machine is equipped with a thermal cut-out to protect the motor and other vital machine parts from overheating. Should the machine cut out, you will have to wait at least 5-10 minutes for it to automatically reset. While you are waiting, switch the machine off and unplug it, then check the hose, dust bag and filters to be sure that nothing is blocking the flow of air through the machine.

The filter/filters on selected models in this product range are manufactured using HEPA material. This is not a HEPA certified machine and should not be used in cleaning environments where approved HEPA machines are required.

The vacuum cleaner is supplied with a paper dust bag already in place. Never use the vacuum cleaner without a properly fitted dust bag.

Electrical connection

WARNING



- The vacuum cleaner must not be used if the electrical cable or plug show any sign of damage. Regularly inspect the cable and the plug for damage. If this becomes damaged, it should be repaired only by Nilfisk or an authorised Nilfisk Service Dealer, in order to avoid a hazard.
- Do not handle the electrical cable or plug with wet hands.
- Do not unplug by pulling on cable. To unplug, grasp the plug, not the cable. The plug must always be removed from the socket outlet before starting any service or repair work of the machine or the cable.

Hazardous materials

WARNING



Vacuuming up hazardous materials can lead to serious or even fatal injuries.

The following materials must not be picked up by the vacuum cleaner:

- Hazardous dust
- Hot materials (burning cigarettes, hot ash, etc.)
- Flammable, explosive, aggressive liquids (e.g. petrol, solvents, acids, alkalis, etc.)
- Flammable, explosive dust (e.g. magnesium or aluminum dust, etc.)

Maintenance

Always keep the cleaner in a dry place. The cleaner is designed for continuous heavy work. Depending on the number of running hours – the dust filters should be renewed. Keep the container clean with a dry cloth, and a small amount of spray polish.

For details of after sales service contact Nilfisk directly.

Warranty

Our general conditions of business are applicable with regard to the guarantee.

Unauthorised modifications to the appliance, the use of incorrect brushes in addition to using the appliance in a way other than for the intended purpose exempt the manufacturer from any liability for the resulting damage.




As specified in European Directive 2002/96/EC on old electrical and electronic appliances, used electrical goods must be collected separately and recycled ecologically.

Contact your local authorities or your nearest dealer for further information.

Specifications

		GD 910
		220-240V / 120V / 100V
Rated power	W	1100
Protection class (moist., dust)		IP20
Protection class (electrical)		II □
Airflow with hose and tube	litres/sec	35
Suction power with hose and tube	W	260
Sound pressure IEC704	dB(A)	71
Sack filter, surface area (inner/outer)	cm ²	1000/1400
Dust bag capacity	l	10
Weight	kg	5,6

Specifications and details are subject to change without prior notice.

CE	CE declaration of conformity
NILFISK-ADVANCE A/S Sognevej 25 DK-2605 Brøndby	
Product:	Vacuum cleaner
Model:	GD 910
Description:	220-240V / 120V / 100V
The design of the appliance corresponds to the following pertinent regulations:	EC - Machinery Directive 2006/42/EC EC - Directive EMC 2004/108/EC
Applied harmonized standards:	EN 60335-2-69:2009 EN 55014-1:2006, EN 55014-2:2001, EN 61000-3-2:2006, EN 61000-3-3:2008, EN 62233:2008
Applied national standards and technical specifications:	DIN EN 60335-2-69:2010
 Anton Sørensen General Manager EAPC Technical Operations	Brøndby, 2010





Nilfisk-Advance A/S
Sognevej 25
DK-2605 Brøndby
Denmark
Tel.: +45 43 23 81 00
Fax: +45 43 43 77 00

Free Manuals Download Website

<http://myh66.com>

<http://usermanuals.us>

<http://www.somanuals.com>

<http://www.4manuals.cc>

<http://www.manual-lib.com>

<http://www.404manual.com>

<http://www.luxmanual.com>

<http://aubethermostatmanual.com>

Golf course search by state

<http://golfingnear.com>

Email search by domain

<http://emailbydomain.com>

Auto manuals search

<http://auto.somanuals.com>

TV manuals search

<http://tv.somanuals.com>