

# NuTone®

life. style. home.™

## Intercoms and Home Entertainment Systems



# A Sound Investment in Style, Function and Value.


## Table of Contents

4-11	'Master' Stations – IMA-4406, IMA-3303	27	Update and Surface Mount Frames
12-17	Speakers – Music, Door and Intercom	28-29	Apartment Security Entry System – AD-500
18-19	Accessories – Door Chime Modules, Audio Interface Option	30-33	Wiring Diagrams
20-24	Home and Small Business Intercoms – IM-5000, IMA-516	34	Index
25	DoorCom and Plug-in Intercoms		
26	Rough-in Frames		

Introducing in-home entertainment, security and communication systems from NuTone®, the leader in "styled for today" radio intercom and intercom systems. You can choose a 'Master' station in a variety of colors and functions to pair up with recess wall-mounted speakers and remote stations. They are the easiest, most affordable way to build security, convenience and entertainment into your home. And with a variety of style and color options, NuTone® has a system to complement the décor of any home.

## Stay near those who need you.

Have the peace of mind that you can easily monitor a child's room or stay within earshot of any family member no matter where you are in the house.



## Know who's at your door.

No matter where you are in the home, you'll be able to answer your door and safely screen visitors – making your home more secure.

## Music, news, information... any room, any time.

A NuTone® radio intercom system plays your favorite radio stations throughout the house. The CD system adds crisp, clean music on demand to any room. You'll be amazed by the superb sound quality produced by our systems.

Clearly a Great Choice  
in Music and Voice.



## IMA-4406 Intercom 'Master' Station

### Musical Interludes

The IMA-4406 lets you entertain guests with your favorite CD, or listen to one of 12 preprogrammed radio stations as you move throughout the home. The built-in LCD display shows the time, radio station frequency and CD functions at the 'Master' station. Battery back-up maintains your memory presets for up to 30 hours. And, for your convenience, you can program the radio to turn on or off at a preset time.

The powerful 20-watt high performance amplifier fills every part of your home with great sounding audio from any speaker in any room. You can even connect your stereo system to the IMA-4406 allowing audio from your system to be heard throughout your home.

### Helping Hand

Tired of yelling for everyone to come to dinner, or to pick up the phone? With the IMA-4406, you can call from any speaker in any room to all other speakers and the person can reply without even pressing a button. Answering the door is just as easy. Think of the added security and convenience of screening visitors without having to open the door. Add an optional gate or door release button to the 'Master' station for added convenience. The chime module option plays 10 different musical tunes.

### Room Monitor

How many times have you walked down the hall or up the steps to check on the baby, a small child or a person confined to bed? With the IMA-4406, you can monitor any room from all other speakers as you move from room to room. No heavy receiver to carry or wear on your belt, no batteries to replace, no signal dropouts that occur with wireless baby monitors.

### Style Conscious

To enhance the clean style of the 'Master' station, all the infrequently used controls and switches are hidden behind easily opened doors. The IMA-4406 'Master' station is offered in three colors – Biscuit, White and Black – to match the décor of your home. The remote stations and controls are offered in many colors, sizes and styles. See pages 6-7 for more details.



## IMA-4406 – Indoor and Outdoor Remote Stations

### NuTone® remote stations fill your home with music... indoors and out

Use up to 9 remote stations and 3 door speakers • Add 6 additional stations using optional model IAA-440 expansion module • Talk from any station to all other stations and 'Master', answer without pressing any buttons • Answer door from any station or 'Master' • Control radio and CD player from remote stations; turn on/off, select radio memory channels, CD tracks • Control music and intercom volume using built-in control



ICA-441WH



ISA-445



ISA-448

#### ICA-441WH – Indoor Remote Control

The indoor remote control features all the functions you want from a remote station in a smaller attractive size that takes up little wall space. Use with ceiling or wall mounted speakers, models IS-76, ISA-78 or IS-9615. (One 25 ohm speaker per control.)

#### ISA-445 – Indoor Remote Station

The 5" indoor remote station is our most popular speaker combining function with clear, crisp sound quality.

#### ISA-448 – Indoor Remote Station

Enjoy richer bass sound with the enhanced speaker quality of our 8" indoor remote station.

#### ICA-441WHW – Outdoor Remote Control

Our outdoor remote control gives you access to all the features of your system while outdoors. Designed to be used with wall or overhang mounted speaker model IS-79. Includes surface mounting frame. (One 25 ohm speaker per control.)

#### ISA-419 – Outdoor Remote Station

Our 5" outdoor cast metal remote speaker provides quality sound in any weather. Use on patio, deck or at the pool to stay in touch with those inside or to listen to music.

#### ISA-449WH – Outdoor Remote Station

Enhance the ambiance of the outdoors with the NuTone® 5" outdoor remote speaker. Ideal for use on a patio or deck. Includes surface mounting frame.



ICA-441WHW



ISA-449WH



ISA-419

### IMA-4406 System Components

Order Rough-in PLUS finish kit to make a complete unit.

Finish Kit Model No.	Finish	Width	Height	In-Wall Depth	Projects	Rough-In Model No.
<b>'Master' Stations</b>						
IMA-4406BL	Black	17-3/4"	10-1/8"	3-1/2"	1-7/8"	IR-105
IMA-4406L	Biscuit					
IMA-4406WH	Bright White					
IAA-440 (Expansion Kit – adds an additional 6 stations)						
<b>Indoor Remote Stations/Control</b>						
ICA-441WH	Bright White	7"	4"	1-1/16"	7/8"	IR-91
ISA-445BL	Black	6-5/16"	8-1/4"	1-7/16"	7/8"	IR-50
ISA-445D	Sable Brown					
ISA-445L	Biscuit					
ISA-445WH	Bright White					
ISA-448BL	Black	10"	11-1/4"	2-3/4"	7/8"	IR-80
ISA-448L	Biscuit					
ISA-448WH	Bright White					
<b>Outdoor Remote Stations/Control</b>						
ICA-441WHW	Bright White	7"	4"	Surface Mount	2-1/2"	–
ISA-419AB	Antique Brass	6-1/4"	8-3/16"	1-7/8"	7/16"	IR-50* or IR-55*
ISA-419PB	Polished Brass					
ISA-419WH	Bright White					
ISA-449WH	Bright White	6-11/16"	8-9/16"	Surface Mount	3-1/2"	–

#### Intercom Options:

See p. 19 for chime modules and audio wall plate, p. 12-13 for music speaker options, p. 14-17 for door and intercom speakers and p. 27 for update and surface frames.

NuTone® products should not be installed on outside walls unless they are specifically designed for outside use.

NuTone® Intercom Wire is an integral part of all NuTone® Radio Intercom Systems; such wire has been designed to enable full system performance and to minimize outside interference, dimmer noise, radio frequency interference and other reception problems. If wire other than NuTone® specified wire is used in the installation of a NuTone® Radio Intercom, the Warranty shall not be applicable to any defect or problem relating to the use of non-NuTone® specified wire.

Installation Wire: NuTone® 3-twisted-pair/6-wire cable: 200 ft. (IW-6-200), 1000 ft. (IW-6-1000), NuTone® twisted-pair 22/2 cable: 100 ft. (IW-2-100), 500 ft. (IW-2-500), twisted-pair 18/2: (S-143-500). For installations where UL listed wire is specified, add 'UL' suffix to model number when ordering.

IMA-4406 'Master' station powered by (2) 18 volt, 72 VA transformers NuTone® model 801T supplied with the IR-105 rough-in.

\*ISA-419AB, ISA-419PB and ISA-419WH use model IR-50 rough-in for non-masonry installation or model IR-55 rough-in when mounting to stucco or brick.

Convenient and Simple  
to Operate.



## IMA-3303 Intercom 'Master' Station

### Broadcast Your Favorite Station

The IMA-3303 becomes part of your home, filling it with great sounding music, or the crack of the bat as you listen to your favorite team's broadcast. The built-in AM/FM radio has 12 memory channels which you can select from any remote speaker in the home. Battery backup maintains memory presets for up to 30 hours. Preset the timer to turn the radio on or off as you choose.

### Helping Hand

It always seems to happen. You're on the opposite side of the house when someone comes to the door. Now you can safely screen visitors from wherever you are in the home. Add an optional gate or door release button to the 'Master' station for added convenience. Add an optional chime to the 'Master' unit to ensure you hear the door chime from every speaker in your house.

### Room Monitor

The IMA-3303 offers peace-of-mind by allowing you to listen in on a baby or a person confined to bed. The rooms being monitored can be heard at all speakers, giving you the freedom to move around while still keeping in touch.

### Style Conscious

The IMA-3303 'Master' station is offered in white and biscuit. The rounded corners and edges provide a soft, clean style. All the infrequently used controls are tucked neatly behind the drop down doors. Remote station and controls are available in a variety of colors, sizes and styles, including both indoor and outdoor options. See pages 10-11 for more details.



## IMA-3303 – Indoor and Outdoor Remote Stations

### NuTone® remote stations fill your home with music... indoors and out!

- Use up to 13 remote stations and 3 door speakers • Talk from any station to all other stations and 'Master' • Answer door from any station or 'Master' • Control radio from remote stations; turn on/off, select radio memory channels • Control music and intercom volume using built-in control



ICA-331WH



ISA-335



ISA-338

#### ICA-331WH – Indoor Remote Control

The indoor remote control features all the functions you want from a remote station in a smaller attractive size that takes up little wall space. Use with ceiling or wall mounted speakers, models IS-76, ISA-78 or IS-9615. (One 25 ohm speaker per control.)

#### ISA-335 – Indoor Remote Station

The 5" indoor remote station is our most popular speaker combining function with clear, crisp sound quality.

#### ISA-338 – Indoor Remote Station

Enjoy richer bass sound with the enhanced speaker quality of our 8" indoor remote station.

#### ICA-331WHW – Outdoor Remote Control

Our outdoor remote control puts all the basic functions of your system within your reach while outdoors. Designed to be used with wall or overhang mounted speaker model IS-79. Includes surface mounting frame. (One 25 ohm speaker per control.)

#### ISA-319 – Outdoor Remote Station

Our 5" outdoor cast metal remote speaker provides quality sound in any weather. Use on patio, deck or at the pool to stay in touch with those inside or to listen to music.

#### ISA-339WH – Outdoor Remote Station

Enhance the ambiance of the outdoors with the NuTone® 5" outdoor remote speaker. Ideal for use on a patio or deck. Includes surface mounting frame.



ICA-331WHW



ISA-339WH



ISA-319

### IMA-3303 System Components

Order Rough-in PLUS finish kit to make a complete unit.

Finish Kit Model No.	Finish	Width	Height	In-Wall Depth	Projects	Rough-In Model No.
<b>'Master' Stations</b>						
IMA-3303L	Biscuit	15-7/16"	8-3/16"	3-3/8"	1-3/16"	IR-104
IMA-3303WH	Bright White					
IMA-3303WHK Package: (1) IMA-3303WH, (3) ISA-335WH, (1) IS-67WH, (1) IA-28						
IR-104K Package: (1) IR-104, (3) IR-50, (1) IR-6, IWA-3-200UL, IW-2-100UL						
<b>Indoor Remote Stations/Control</b>						
ICA-331WH	Bright White	7"	4"	1-1/16"	7/8"	IR-91
ISA-335BL	Black					
ISA-335D	Sable Brown	6-5/16"	8-1/4"	1-9/16"	7/8"	IR-50
ISA-335L	Biscuit					
ISA-335WH	Bright White					
ISA-338BL	Black					
ISA-338L	Biscuit	10"	11-1/4"	2-3/4"	7/8"	IR-80
ISA-338WH	Bright White					
<b>Outdoor Remote Stations/Control</b>						
ICA-331WHW	Bright White	7"	4"	Surface Mount	2-1/2"	-
ISA-319AB	Antique Brass					IR-50*
ISA-319PB	Polished Brass	6-1/4"	8-3/16"	1-7/8"	7/16"	or
ISA-319WH	Bright White					IR-55*
ISA-339WH	Bright White	6-11/16"	8-5/8"	Surface Mount	3-1/2"	-

#### Intercom Options:

See p. 19 for chime modules and audio wall plate, p. 12-13 for music speaker options, p. 14-17 for door and intercom speakers and p. 27 for update and surface frames.

NuTone® products should not be installed on outside walls unless they are specifically designed for outside use.

NuTone® Intercom Wire is an integral part of all NuTone® Radio Intercom Systems; such wire has been designed to enable full system performance and to minimize outside interference, dimmer noise, radio frequency interference and other reception problems. If wire other than NuTone® specified wire is used in the installation of a NuTone® Radio Intercom, the Warranty shall not be applicable to any defect or problem relating to the use of non-NuTone® specified wire.

Installation Wire: NuTone® Flat Parallel 3 wire cable: 200 ft. (IWA-3-200), 1000 ft. (IWA-3-1000), NuTone® twisted-pair 22/2 cable: 100 ft. (IW-2-100), 500 ft. (IW-2-500), twisted-pair 18/2: (S-143-500). For installations where UL listed wire is specified, add 'UL' suffix to model number when ordering.

IMA-3303 'Master' station powered by (2) 16 volt, 30 VA transformers NuTone® model 301T supplied with the IR-104 rough-in.

\*ISA-319AB, ISA-319PB and ISA-319WH use model IR-50 rough-in for non-masonry installation or model IR-55 rough-in when mounting to stucco or brick.

## Music Distribution Speakers

25 ohm (for use with NuTone® Intercom Systems)

### Turn Up the Volume of Your Life.

The two-way (woofer and tweeter) speakers provide enhanced music fidelity in an attractive style. Can be used to listen to music and hear intercom calls from the intercom system. Controlling audio level is easy and convenient when used in conjunction with model IC-901WH volume control.

(Music distribution and intercom speakers **must not** be installed in the same room or audio feedback will occur during intercom operation. Music distribution speakers can be used for monitoring and to make/reply to intercom calls when used with an intercom remote control; however, monitor and intercom audio levels from the music distribution speakers **will be reduced** when compared with intercom speakers.)

### Music Speaker and Control Options for: IM-5000, IMA-4406, IMA-3303 and IMA-516

Order Rough-in PLUS finish kit to make a complete unit.

Finish Kit Model No.	Finish	Width	Height	In-Wall Depth	Projects	Rough-In Model No.
IC-901WH	Bright White	2-7/8"	4-3/4"	1/2" + Box	1"	Single Gang Box
IS-9523BL	Black	5-5/16" Dia.	7-7/8"	-	5"	-
IS-9523WH	Bright White	5-5/16" Dia.	7-7/8"	-	5"	-
IS-9825WH	Bright White	7-5/32"	10-5/8"	2"	3/8"	-
IS-9625WH	Bright White	8-5/64" Dia.	-	3-3/8"	3/4"	-
IS-9626WH	Bright White	8-25/32" Dia.	-	3-9/64"	3/4"	-



IC-901WH



IS-9523



IS-9825WH



IS-9625WH/IS-9626WH



#### IC-901WH – Indoor Volume Control

Small, attractive indoor volume control gives you infinite level adjustment of your music, incoming intercom calls, monitor and chime audio in areas of your home where intercom calls do not need to be made. Use with ceiling or wall mounted speaker models IS-76, ISA-78 series, IS-9615, IS-100 and IS-900 series. (Use with NuTone® intercoms only, one 25 ohm speaker per control. 2 watt maximum rating.)

#### IS-9523 – Outdoor Speaker

Outdoor weather-resistant surface-mounted two-way speaker. Mounts easily to a wall or overhang.

- Available in white or black finishes
- Power rating: 70 Watts RMS
- 25 ohms impedance
- 3-1/2" polypropylene woofer with rubber surround, 1/2" aluminum dome tweeter
- Frequency response: 100-21,000 Hz ± 3dB
- Sensitivity (1m @ 1W): 86dB

#### IS-9825WH – Indoor Speaker

Indoor two-way in-wall speaker provides first-rate music performance in an attractive package.

- White paintable frame and grill
- Power rating: 70 Watts RMS
- 25 ohms impedance
- 5-1/4" polypropylene woofer with foam surround, 1" aluminum dome tweeter
- Frequency response: 80-20,000 Hz ± 3dB
- Sensitivity (1m @ 1W): 89dB

#### IS-9625WH/IS-9626WH – Indoor Speaker

Indoor two-way built-in speaker provides first class music performance in an attractive round profile for ceiling mounting.

- White paintable frame and grill
- Power rating: 60 Watts RMS for the IS-9625WH  
70 Watts RMS for the IS-9626WH
- 25 ohms impedance
- IS-9625WH features a 5-1/4" polypropylene woofer with rubber surround, 1/2" polyester dome tweeter
- IS-9626WH features a 6-1/2" polypropylene woofer with rubber surround, 1" treated cloth dome tweeter
- Frequency response: IS-9625WH: 80-20,000 Hz ± 3dB  
IS-9626WH: 70-20,000 Hz ± 3dB
- Sensitivity (1m @ 1W): IS-9625WH: 89dB, IS-9626WH: 91dB

## Door Speakers

### Add security and convenience at every entry of your home.

Installing speakers at your entry doors provides the security and convenience of answering the door from the 'Master' or any remote station/remote control in your home. Many of our door speakers have a built-in door chime pushbutton, so a separate button is not required. Each door speaker includes a 3-1/2" weather resistance speaker for intercom communications. These door speakers are designed to work with NuTone® models IM-5000, IMA-4406, IMA-3303 and IMA-516.



IA-70



ISA-63



ISB-64

#### IA-70

In some installations, recess mounting of the door speakers is not possible. The IA-70 surface-mounting frame allows any NuTone® recess door speaker to be surface mounted. Mount to any flat surface on the wall or doorframe.

#### ISA-63

Surface-mount, molded plastic door speaker without chime pushbutton. Mounts beside door on any flat surface. Includes metal back for mounting.

#### ISB-64

Surface-mount, molded plastic door speaker with unlighted chime pushbutton. Mounts beside door on any flat surface. Includes metal back for mounting.

#### IS-67

Recess-mount, molded plastic door speaker with lighted chime pushbutton makes it easy to find in the dark. Mounts beside door.

#### IS-69

Recess-mount, cast metal door speaker with lighted chime pushbutton makes it easy to find in the dark. Mounts beside door.

#### IS-70

Recess-mount, cast metal door speaker without chime pushbutton. Mounts beside door.



IS-67



IS-69



IS-70

### Intercom Door Speaker Options for: IM-5000, IMA-4406, IMA-3303 and IMA-516

Order Rough-in PLUS finish kit to make a complete unit.

Finish Kit Model No.	Finish	Width	Height	In-Wall Depth	Projects	Rough-In Model No.
IA-70	Black	4-7/8"	6-1/2"	-	1-11/16"	-
ISA-63	Dark Brown/Brass	3-3/4"	4-5/8"	Surface Mount	2"	-
ISB-64	Dark Brown/Brass	3-3/4"	4-5/8"	Surface Mount	2"	-
IS-67D	Woodgrain/Brass	4-7/8"	6-1/2"	2"	9/16"	IR-6
IS-67WH	White	4-7/8"	6-1/2"	2"	9/16"	IR-6
IS-69AB	Antique Brass	4-7/8"	6-1/2"	1-3/4"	9/16"	IR-6
IS-69PB	Polished Brass	4-7/8"	6-1/2"	1-3/4"	9/16"	IR-6
IS-69WH	White	4-7/8"	6-1/2"	1-3/4"	9/16"	IR-6
IS-70AB	Antique Brass	4-7/8"	6-1/2"	1-3/4"	9/16"	IR-6
IS-70PB	Polished Brass	4-7/8"	6-1/2"	1-3/4"	9/16"	IR-6
IS-70WH	White	4-7/8"	6-1/2"	1-3/4"	9/16"	IR-6



# Intercom Speakers

## NuTone® intercom speakers function as both an intercom and music speaker.

Use a separate intercom speaker and intercom remote control to gain the advantage of a smaller intercom control at eye level. Place the speaker high on the wall or on the ceiling. All speakers are designed to work with any NuTone® remote control (see NuTone® models starting with IC/ICA). Can be used with NuTone® 'Master' station models IM-5000, IMA-4406 and IMA-3303. Speakers rated at 25 ohms impedance.



IS-76



ISA-78



IS-9615

### IS-76 – Indoor Speaker

Indoor 8" recessed round speaker is designed for ceiling mounting. Operates with remote control models IC-502WH, ICA-441WH, ICA-331WH and model IC-901WH volume control.

### ISA-78 – Indoor Speaker

Indoor 8" recessed rectangular speaker designed to be wall mounted. Operates with remote control models IC-502WH, ICA-441WH, ICA-331WH and model IC-901WH volume control.

### IS-9615 – Indoor Speaker

Indoor 5-1/4" recessed round speaker is designed for ceiling mounting. Operates with remote control models IC-502WH, ICA-441WH, ICA-331WH and model IC-901WH volume control.

### IS-100 – Indoor Speaker

Entry-level indoor 6" recessed round speaker is designed for ceiling mounting. Operates with remote control models IC-502WH, ICA-441WH, ICA-331WH and model IC-901WH volume control. Flush mount design requires no rough-in.



IS-100

### IS-79 – Outdoor Speaker

Outdoor, weather resistant 8" recess-mount speaker designed to be wall or overhang mounted. Operates with remote control models IC-502LW, ICA-441WHW, ICA-331WHW.



IS-79



## Intercom Speaker Options for: IM-5000, IMA-4406, IMA-3303

Order Rough-in PLUS finish kit to make a complete unit.


Finish Kit Model No.	Finish	Width	Height	In-Wall Depth	Projects	Rough-In Model No.
<b>Indoor Speakers</b>						
IS-76	White	12-3/4" Dia.	–	2-3/4"	1/4"	IR-70
ISA-78L ISA-78WH	Biscuit Bright White	10-1/8"	11-3/8"	2-3/4"	3/8"	IR-80
IS-9615WH	Bright White	8" Dia.	–	3-25/64"	1/4"	–
IS-100	White	6-1/2" Dia.	–	1-11/16"	13/16"	4-7/8" Dia. Cutout
<b>Outdoor Speaker</b>						
IS-79	Aluminum	12-5/8"	12-5/8"	2-5/8"	1/4"	IR-9




## Intercom Accessories

### Never miss a call when you add a NuTone® Chime Module option.

Have you ever missed a guest because you were out of hearing range of your door chime? When you add a chime module to your intercom, all the remote stations and controls become your chime! This easy to add option is available on models IM-5000, IMA-4406 and IMA-3303. NuTone® offers a basic 8-note model and deluxe 10-tune musical model.



IA-28



IA-29



IA-30WH



IA-30K

### IA-28 Chime Module

The IA-28 allows you to play chimes throughout the intercom system. Supports 3 door pushbutton locations and works with lighted or unlighted door pushbuttons. Plays 8 notes for front door, 2 notes for side door and 1 note for rear door. Features adjustable chime volume control. Mounts in and connects to IMA-3303, IMA-4406 and IM-5000 'Master' stations. Not for use with IMA-516.

### IA-29 Chime Module

Play chimes throughout the intercom system with the IA-29. Your choice of 10 melodies for the front door, 2 notes for side door and 1 note for rear door. Supports 3 door pushbutton locations and works with lighted or unlighted door pushbuttons. Melodies include: Westminster Chimes (8 notes and 4 notes), Anniversary Waltz, Beethoven's Fifth, Dixie, Greensleeves, Happy Birthday, Jingle Bells, Joy to the World, Mazel Tov, Oh Tannenbaum, Star-Spangled Banner. Features adjustable chime volume control. Mounts in and connects to IMA-3303, IMA-4406 and IM-5000 'Master' stations. Not for use with IMA-516.

### IA-30WH Audio Wall Plate

Interface home audio equipment into the NuTone® intercom system. Allows you to send audio from a CD, MP3, DVD or cassette tape and distribute it through a NuTone® intercom system. White metal audio plate includes two RCA™ female connectors for connecting to your equipment. Mounts on wall behind home audio equipment. Installs and connects to the intercom using IR-30K rough-in kit.

### IR-30K Rough-in Kit

Rough-in housing kit is used to mount and connect IA-30WH wall plate. Includes plastic single gang wall box and two 50' shielded audio cables with RCA™ plugs.

### Chime Module Options for: IM-5000, IMA-4406, IMA-3303

Module mounts inside 'Master' station.

Finish Kit Model No.	Width	Height	Location
IA-28	2-3/8"	4-3/16"	Mounts inside 'Master' Station
IA-29	2-3/8"	4-3/16"	Mounts inside 'Master' Station

### Intercom Accessories

Order Rough-in PLUS finish kit to make a complete unit.

Finish Kit Model No.	Finish	Width	Height	In-Wall Depth	Projects	Rough-In Model No.
IA-30WH	Bright White	2-13/16"	4-9/16"	9/16"	9/16"	IR-30K



The Right Connection at Home or  
in the Small Business Environment.

### Keeping In Touch

The IM-5000 intercom system allows you to 'keep in touch' with your family anywhere in your home. Use the 'All Call' intercom function to talk to all speakers at the same time from any speaker in your home. When you don't want to disturb the whole house, use the numeric keypad and 'Selective Call' intercom function to call a single speaker from any speaker in your home. The monitor function allows you to 'listen-in' and 'keep in touch' with your family as you move around the house. Especially useful for families with a baby, small children or a person confined to a bed. Don't want to be disturbed? Just press the 'private' button on your remote station and all incoming intercom calls will be blocked. The system supports 20 remote stations and offers many advanced intercom features.

### Easy to Operate

Answering the door is just as easy as using the intercom. When the door chime rings, simply press the button at any speaker to talk and release the button to hear the reply. Up to 3 door speakers can be used. You can even add the basic 8-note chime module or a 10-tune musical chime module option that plugs right into the system to hear the door chime at every station.

### Make the Connection

Although the IM-5000 does not come with a built-in tuner, you can still play music, sports and news over our system using equipment you may already own. A built-in auxiliary audio input can be connected to any audio source like your CD player, AM/FM tuner or tape player and played through the remote stations. Auxiliary audio volume is controlled by an up/down pushbutton electronic volume control located on every remote station.

### Style Conscious

Since the IM-5000 'Master' does not contain any controls or speaker, it can easily mount away from view in a utility room, closet or basement. Remote stations and controls used throughout your home are available in several sizes and styles for both indoor and outdoor use. See pages 22-23 for more details.



IM-5000 shown.

## IM-5000 – Remote Stations

### Stay connected inside and out, with our full line of intercom remote stations.

The IM-5000 intercom system offers all the features you are looking for in an intercom. Talk with one room only by utilizing the 'Selective Call' intercom feature, or use the 'All Call' intercom to call all stations at the same time. Audible signal announces someone is calling. The convenient 'Hands-free' feature allows you to answer from any station without pressing a button. Simply press the talk button to speak, and release to hear reply. Communicate with up to three doors from any intercom station. A 'Listen-in' feature monitors activities in other rooms and the privacy mode prevents unwanted intercom calls. Each station includes separate electronic touch volume controls for intercom and program volume. Built-in microphone provides enhanced intercom clarity.



IC-502WH



IS-515



IS-518WH

### IC-502WH – Indoor Remote Control

This indoor remote control offers the same functions as our remote stations in a smaller attractive size that takes up little wall space. Use with ceiling or wall mounted speaker models: IS-76, ISA-78, IS-9615WH, IS-9523, IS-9825WH, IS-9625WH and IS-9626WH. (One 25 ohm speaker per control.)

### IS-515 – Indoor Remote Station

The IS-515 indoor remote station provides all the system functions of the IM-5000 system. Includes built-in 5" speaker.

### IS-518WH – Indoor Remote Station

In larger rooms enjoy the rich, full sound of our 8" indoor remote station. Offers all the IM-5000 system functions with enhanced bass sound.

### IC-502LW – Outdoor Remote Control

Hear all that's going on inside with the outdoor remote control. Its compact design takes up minimal space. Use with wall and overhang mounted speakers: IS-79 and IS-9523. Use IR-91 rough-in. (One 25 ohm speaker per control.)

### IS-519 – Outdoor Remote Station

Don't miss a thing when you're outside. The 5" outdoor remote speaker is perfect for use on patio or deck. Use model IR-50 for non-masonry installation. Use IR-55 rough-in when mounting to stucco or brick.



IC-502LW



IS-519

## IM-5000 System Components

Order Rough-in PLUS finish kit to make a complete unit.

Finish Kit Model No.	Finish	Width	Height	In-Wall Depth	Projects	Rough-In Model No.
<b>'Master' Station</b>						
IM-5000	Bright White	8"	12-1/2"	Surface Mount	3-1/2"	-
401T Transformer - 24VAC, 40VA		2-3/4"	2-1/4"	2-1/2"	-	-
<b>Indoor Remote Stations/Control</b>						
IC-502WH	Bright White	7"	4"	1"	1"	IR-91
IS-515L	Biscuit	6-1/4"	8-1/4"	1-1/8"	1"	IR-50
IS-515WH	Bright White	6-1/4"	8-1/4"	1-1/8"	1"	IR-50
IS-518WH	Bright White	10-1/8"	11-1/2"	2-1/8"	13/16"	IR-80
<b>Outdoor Remote Station/Control</b>						
IC-502LW	Biscuit	7"	4"	1"	1"	IR-91
IS-519	Biscuit	6-1/4"	8-1/4"	1-1/8"	1"	IR-50* or IR-55*

### Intercom Options:

See p. 19 for chime modules and audio wall plate, p. 12-13 for music speaker options, p. 14-17 for door and intercom speakers and p. 27 for update and surface frames.

NuTone® products should not be installed on outside walls unless they are specifically designed for outside use.

NuTone® Intercom Wire is an integral part of all NuTone® Radio Intercom Systems; such wire has been designed to enable full system performance and to minimize outside interference, dimmer noise, radio frequency interference and other reception problems. If wire other than NuTone® specified wire is used in the installation of a NuTone® Radio Intercom, the Warranty shall not be applicable to any defect or problem relating to the use of non-NuTone® specified wire.

Installation Wire: NuTone® 3-twisted-pair/6-wire cable: 200 ft. (IW-6-200), 1000 ft. (IW-6-1000), NuTone® twisted-pair 22/2 cable: 100 ft. (IW-2-100), 500 ft. (IW-2-500), twisted-pair 18/2: (S-143-500). For installations where UL listed wire is specified, add 'UL' suffix to model number when ordering.

\*IS-519 uses model IR-50 rough-in for non-masonry installation or model IR-55 rough-in when mounting to stucco or brick.

## IMA-516– Intercom System

### Versatile, “whole house” intercom for home or business... economical too!

Everything you need to set up a basic intercom system. The IMA-516 uses up to 10 remote stations for intercom, plus 2 door speakers for door answering. As an added benefit, the unit can distribute music when connected to an external music source.



IMA-516



ISB-53WH



ISB-53LW

### IMA-516 Amplifier

This is the perfect choice for residential or small office use. It allows you to talk from any station to all other stations or answer the door from any station while response is hands-free.

- ‘Talk Lock’ feature allows you to monitor activities in other rooms
- Auxiliary audio input to connect and play from an external audio source
- Amplifier mounts in a utility room or closet, surface-mount
- No rough-in required
- Connects to optional, external electronic chime models LA-52WH or LA-174WH (Does not use IA-28 or IA-29 chime module)

### ISB-53 Indoor Remote Speakers

This indoor speaker features a rotary volume control that can be turned off for privacy.

- ‘Push to Talk’ intercom switch
- ‘On-Off’ door speaker switch
- ‘Talk Lock’ feature allows any station to be monitored.

### ISB-53LW Outdoor Remote Speaker

This weather-resistant outdoor speaker features a rotary volume control that can be turned off for privacy.

- ‘Talk/Listen’ intercom switch
- ‘On-Off’ door speaker switch
- ‘Talk Lock’ button which allows for monitoring
- Surface-mount frame included

### IMA-516 System Components

Order Rough-in PLUS finish kit to make a complete unit.

Finish Kit Model No.	Finish	Width	Height	In-Wall Depth	Projects	Rough-In Model No.
IMA-516	Eggshell White and Aluminum	4-5/8"	7-5/8"	–	2-3/8"	–
ISB-53LW	Eggshell White	4-7/8"	6-3/4"	Surface Mount	3"	–
ISB-53L ISB-53WH	Eggshell White Bright White	4-7/8"	6-3/4"	1-1/2"	1/2"	IR-3
*IA-15 *IA-15WH	Eggshell White Bright White	5-1/8"	7"	–	1-5/8"	–
301T Transformer - 16VAC, 30VA		2-5/8"	2-3/16"	2-3/4"	–	–

\*Surface mounting frame for ISB-53L/WH

NuTone® products should not be installed on outside walls unless they are specifically designed for outside use.

NuTone® Intercom Wire is an integral part of all NuTone® Radio Intercom Systems; such wire has been designed to enable full system performance and to minimize outside interference, dimmer noise, radio frequency interference and other reception problems. If wire other than NuTone® specified wire is used in the installation of a NuTone® Radio Intercom, the Warranty shall not be applicable to any defect or problem relating to the use of non-NuTone® specified wire.

Installation Wire: NuTone® 3-twisted-pair/6-wire cable: 200 ft. (IW-6-200), 1000 ft. (IW-6-1000), NuTone® twisted-pair 22/2 cable: 100 ft. (IW-2-100), 500 ft. (IW-2-500), twisted-pair 18/2: (S-143-500). For installations where UL listed wire is specified, add ‘UL’ suffix to model number when ordering.

IMA-516 ‘Master’ station powered by a 16 volt, 30 VA transformer NuTone® model 301T.

## IK-15WH/IK-25WH DoorCom & IMA-110WH

### IK-15WH DoorCom

2-station door answering intercom with optional door release.

Get added security and convenience for your condo, townhouse, apartment or small office with this economical, easy-to-install intercom.

- Press talk button to talk and release to hear reply
- Two-note chime sounds when caller presses pushbutton
- Bright white inside speaker has volume control and automatic time out privacy feature
- Brown outdoor speaker has chime button and operates hands-free; includes nameplate
- Optional features: second door speaker (IS-68), door release button (PB18WHCL) and door release (DR-1 and DR-2)
- Inside speaker: 5-1/4" w x 7-3/4" h, projects 1-3/4"; surface mount
- Door speaker: 4" w x 5-3/8" h, projects 1-7/8"; surface mount
- Includes 16VAC transformer

Installation Wire: NuTone® twisted-pair 22/2 cable 100 ft. (IW-2-100), 500 ft. (IW-2-500). For installations where UL listed wire is specified, add ‘UL’ suffix to model number.

### IK-25WH DoorCom

3-station door answering intercom provides two inside speakers and a door speaker. The system combines two inside speakers with one door speaker to expand your convenience.

- Answer the door from either of the two inside speakers plus talk privately between them
- Two note electronic chime sounds at both inside speakers
- Push ‘Door Talk’ button on inside speaker to talk to door speaker. Door speaker responds hands free.
- ‘Inside Talk’ button lets you communicate with other indoor stations, bypassing the outdoor speaker for privacy
- Optional features: second door speaker (IS-68), door release button (IM-25SW) and door release (DR-1 and DR-2)
- Inside speaker: 5-1/4" w x 7-3/4" h, projects 1-3/4"; surface mount
- Door speaker: 4" w x 5-3/8" h, projects 1-7/8"; surface mount
- Includes 16VAC transformer

Installation Wire: NuTone® 3-twisted-pair wire/6-wire cable: 200 ft. (IW-6-200), 1000 ft. (IW-6-1000), NuTone® twisted-pair 22/2 cable 100 ft. (IW-2-100), 500 ft. (IW-2-500). For installations where UL listed wire is specified, add ‘UL’ suffix to model number.

### IMA-110WH

Plug into an AC outlet at any location!

This 4-channel line carrier FM intercom can use up to 8 stations. The voice-activated ‘Auto’ key provides total hands-free operation, or choose the monitor function.

- Advanced circuit to receive the clearest reception with no drifting
- Built-in circuitry reduces interference from appliances or dimmers
- Rotary volume control with ‘Off’ setting allows you to adjust each station
- Provides a 500 foot range
- Compatible with NuTone® model IM-110; available in two-pack IMA-110WH-2
- RF frequencies are 200 KHz, 230 KHz, 260 KHz and 290 KHz
- Compact size: 7" w x 5-3/4" d x 1-7/8" h



IK-15WH



IK-25WH

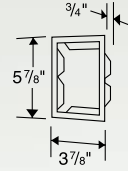


IS-68 optional second door speaker. Order separately if second door speaker desired. Use with either IK-15WH or IK-25WH.



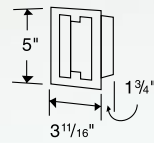
IMA-110WH

## Recess Mounting Rough-in Frames



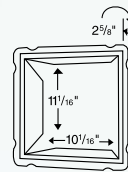
### IR-3\*

- Metal housing for ISB-53 speaker
- Cutout: 3-7/8" w x 5-7/8" h



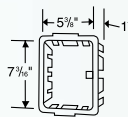
### IR-6\*

- Metal housing for IS-67, IS-69 and IS-70 series door speakers
- Cutout: 3-11/16" w x 5" h



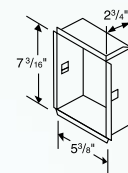
### IR-9\*

- Metal housing for IS-79 speaker
- Cutout: 10-1/16" w x 11-1/16" h



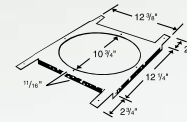
### IR-50\*

- Metal housing for ISA-319, ISA-335, ISA-419, ISA-445, IS-515 and IS-519 series speakers
- Cutout: 5-3/8" w x 7-3/16" h



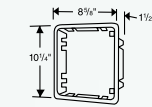
### IR-55\*

- Metal housing for ISA-319, ISA-419 and IS-519 series speakers
- Cutout: 5-3/8" w x 7-3/16" h



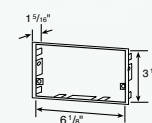
### IR-70\*

- Metal housing for IS-76 round speaker
- Cutout: 10-3/4" dia.



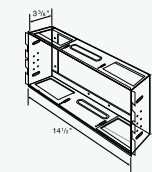
### IR-80\*

- Metal housing for ISA-78, ISA-338, ISA-448, IS-518WH series speakers
- Cutout: 8-5/8" w x 10-1/4" h



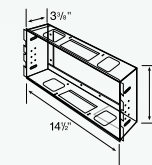
### IR-91\*

- Metal housing for ICA-331WH, ICA-441WH, IC-502WH and IC-502LW remote controls
- Cutout: 6-1/8" w x 3-1/4" h



### IR-104\*

- Metal housing for IMA-3303 Voice Music Intercom
- Cutout: 14-1/2" w x 7" h
- Includes AM/FM antenna and two 301T transformers



### IR-105\*

- Metal housing for IMA-4406 Voice Music Intercom
- Cutout: 14-1/2" w x 9" h
- Includes AM/FM antenna and two 801T transformers

## Rough-Ins for: IM-5000, IMA-4406, IMA-3303 and IMA-516 Systems

Rough-Ins	IR-3	IR-6	IR-9	IR-50	IR-55	IR-70	IR-80	IR-91	IR-104	IR-105
IM-5000 System		•	•	•	•	•	•	•		
IMA-4406 System		•	•	•	•	•	•	•		•
IMA-3303 System		•	•	•	•	•	•	•	•	
IMA-516 System	•	•	•			•	•			

\*New and retrofit construction \*\*New construction only

## Update and Surface Frames

### An easy way to convert your older system to a new radio-intercom.

To make replacing your system easier, NuTone® offers several "updating" frames that fit over and cover the larger opening left by the older system. Updating frames allow you to install the latest systems without needing to patch walls. Rough-ins purchased separately.

### Update Frames

#### IA-119WH

Mounts over and covers opening of older 'Master' station. Use with IMA-3303 'Master' station. Features plastic construction.

#### IA-51

Allows you to adapt the opening from your older horizontal speakers to work with current ISA-335 and ISA-445 5" speakers. Surface mounts over old speaker opening. Features plastic construction.

#### IA-55

Adapts older horizontal speaker areas to work with current ISA-335 and ISA-445 5" speakers. Recess mounts into old speaker opening (requires increasing the opening above and below the old speaker opening). Features plastic construction.

#### IA-83

Adapt the openings from your older speakers to work with current ISA-338 and ISA-448 8" speakers. Frame recess mounts into old speaker opening. Features wood construction.

### Surface Frame

#### IA-60

Converts 5" inside speakers to surface mount. Speaker frame is designed for use with the IMA-3303, IMA-4406 voice/music intercoms and the IM-5000 selective call intercom.



## Update and Surface Frames

Model No.	Used With	To Update	Finish	Width	Height	In-Wall Depth	Projects	Rough-In Model No.
IA-119WH	IMA-3303	Older 3 wire 'Master' stations except 2015/16* and 2011/12*	Bright White	17"	9-3/4"	3/16"	3/16"	IR-104
IA-51	IMA-3303, IMA-4406	5" horizontal speakers from older systems to ISA-335 or ISA-445	Bright White	9-3/8"	8-5/8"	-	2-1/4"	-
IA-55L IA-55WH	IMA-3303, IMA-4406	5" horizontal speakers from older systems to ISA-335 or ISA-445	Biscuit Bright White	9-1/2"	9"	-	3/16"	IR-50
IA-83L IA-83WH	IMA-3303, IMA-4406	Larger speakers from older systems to more compact ISA-338 or ISA-448	Biscuit Bright White	12-1/4"	13-1/2"	-	3/4"	IR-80
IA-60L IA-60WH	Surface-mounting frame for ISA-335, ISA-445 and IS-515 series speakers		Biscuit Bright White	6-3/8"	8-1/4"	-	4" (with speaker)	-

\*Updating frames for these models are not available.

Note: No 'Master' or speaker update frame is needed to update the IM-3003 to the IMA-3303 system.

# AD-500 Apartment Security Entry System



AD-500 shown installed in the IRAD-500 trim ring

## Answering the door is as simple as picking up a telephone.

Backlit, two-line directory features a programmable welcome message, and easy-to-use, built-in, scroll-through directory

- Two relay output channels can be programmed to control entry-way door locks or barrier gates
- System boasts a 250 resident capacity, while allowing access using up to 500 distinct entry codes

Bright, easy-to-read, 12-key telephone style keypad

Built-in microphone and speaker

Rugged 16-gauge brushed stainless steel front panel

## Operation is Easy.

The unit's memory is programmed with each resident's name and directory code. Visitors use the keypad to scroll through for the desired resident. Upon entry of the directory code, the system dials the resident's phone number to establish contact. The resident may grant or deny access by pressing a number on their touchtone™ telephone keypad. For tenant access, they simply enter their access code on the AD-500 keypad.

## Convenient Programming Options.

Two relay output channels are programmed to control electric door strikes or magnetic locks. Programming of the system is made convenient using any of these methods:

- Local programming through the keypad
- Remote programming using a touchtone™ phone
- Remote programming by a computer with a dial-up modem and an internet web browser

*Programming navigation is simple and intuitive.*

The AD-500 Telephone Entry/Access Control System is designed for surface mounting, or order the IRAD-500 Trim Ring Rough-In (sold separately) to recess mount the AD-500 system.



### DR-1 Door Release

NuTone's® electric 'Wood Door Frame' door release is available in your choice of finishes: Brass Anodized (DR-1BA) or Silver Anodized (DR-1SA). Fits into door frames as shallow as 1-9/16" or faceplate 1-1/4" w x 5-7/8" h.

### DR-2-SA Door Release

This electric 'Metal Door Frame' door release comes in a Silver Anodized finish. The faceplate measures 1-1/4" w x 4-7/8" h. Fits into hollow door frames as deep as 1-5/8".

Note: In new construction with metal doors, order door equipped with proper electrical release to match door lockset from door supplier.



The DR-1 and DR-2-SA door releases are powered by a separate 301-T transformer.

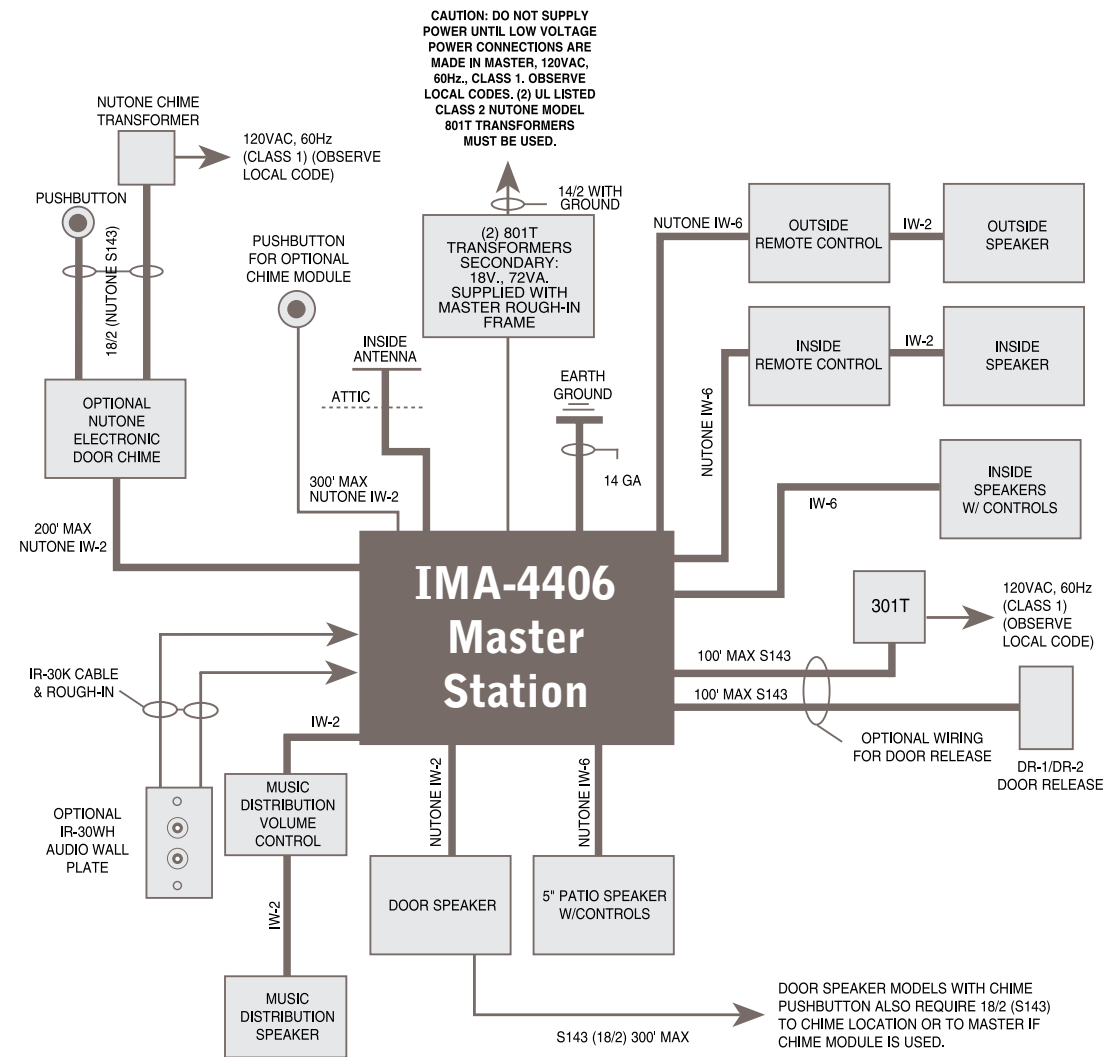
## NuTone® Apartment Security Entry System Components

Model No.	Finish	Width	Height	Depth	Projects
AD-500 (without IRAD-500)	Stainless Steel	10-3/4"	12-3/4"	-	3-1/2"
(with IRAD-500)		12-3/4"	14-3/4"	3"	1/2"
IRAD-500	Stainless Steel	12-3/4"	14-3/4"	2-7/8"	-
301T Transformer - 16VAC, 30VA	2-5/8"		2-3/16"	Surface Mount	2-3/4"
DR-1**	Brass or Silver Anodized	1-1/4"	5-7/8"	1-9/16"	-
DR-2-SA	Silver Anodized	1-1/4"	4-7/8"	1-5/8"	-

Installation Wire: NuTone® twisted-pair 18/2 cable: 500 ft. (S-143-500). For installations where UL listed wire is specified, add 'UL' suffix to model number when ordering.

\*\*Add suffix to specify finish - "BA" (Brass) or "SA" (Silver).

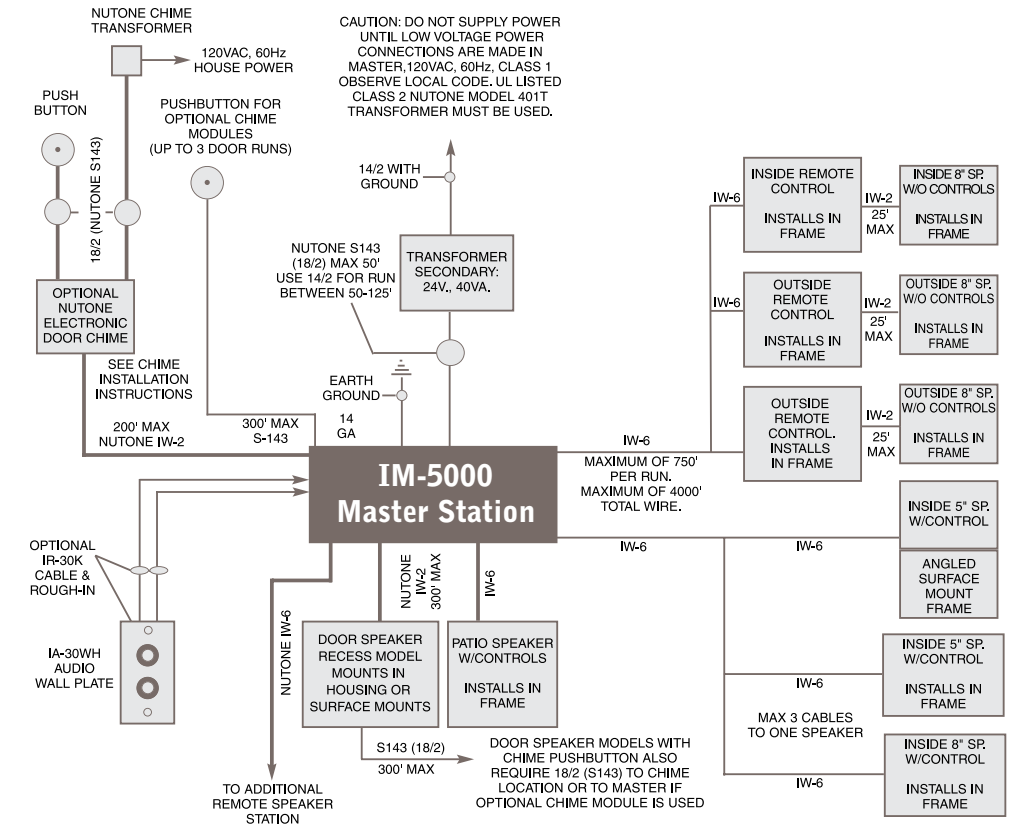
# Wiring Diagrams



## IMA-4406 Basic 3 Remote Station System

Quantity	Model	Description
1	IMA-4406	'Master' Station
1	IR-105	'Master' Rough-In
3	ISA-445	Remote Stations
3	IR-50	Remote Station Rough-Ins
1	IS-69	Door Speaker
1	IR-6	Door Speaker Rough-In
1	IW-6-200UL	Intercom Wire
1	IW-2-100UL	Door Speaker Cable

Components must be ordered separately.



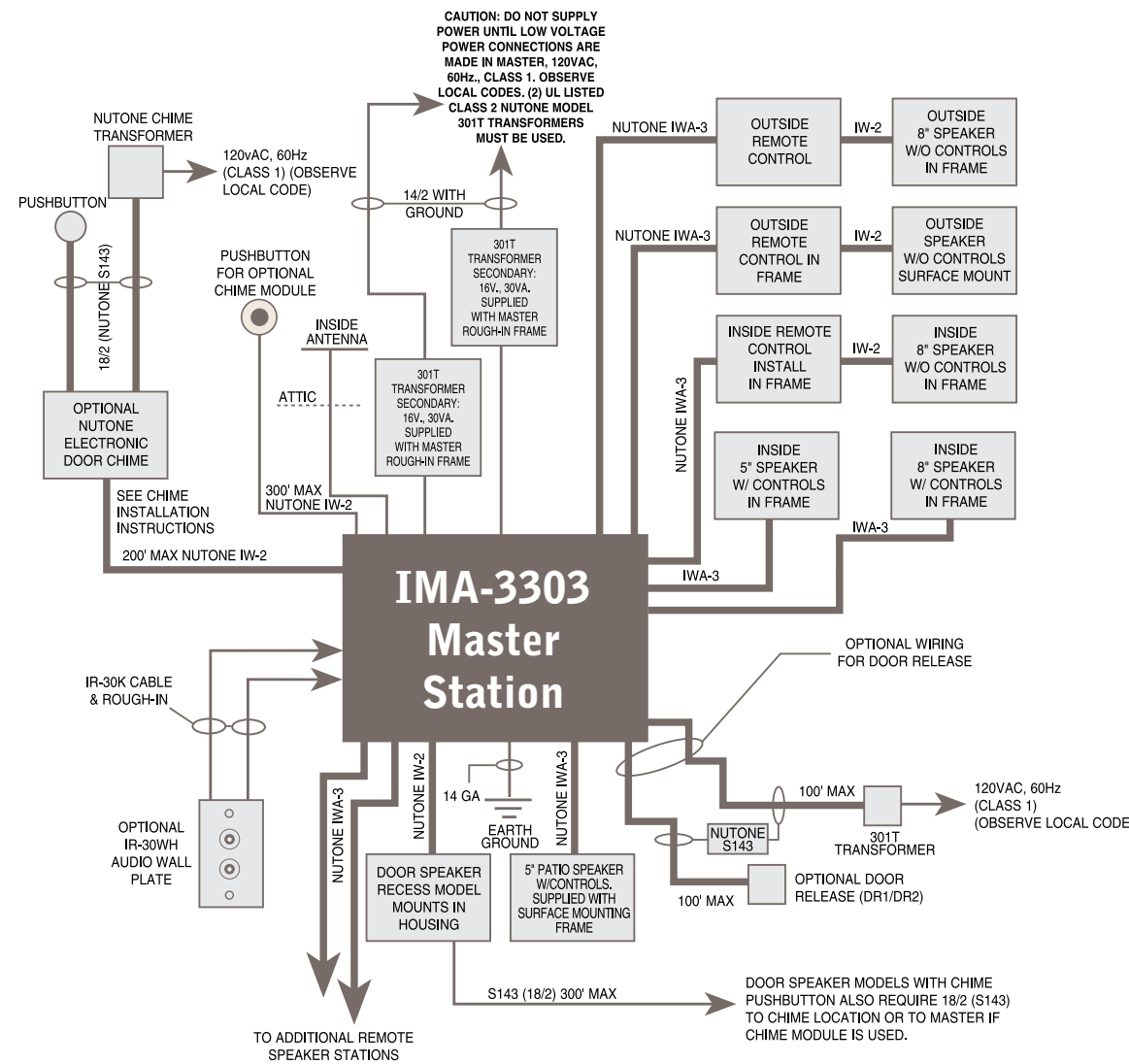
## IM-5000 Basic 3 Remote Station System

Quantity	Model	Description
1	IM-5000	'Master' Station
1	401T	Transformer - 24v AC, 40VA
3	IS-515	Remote Stations
3	IR-50	Remote Station Rough-Ins
1	IS-69	Door Speaker
1	IR-6	Door Speaker Rough-In
1	IW-6-200UL	Intercom Wire
1	IW-2-100UL	Door Speaker Cable

Components must be ordered separately.



# Wiring Diagrams



## IMA-3303 Basic 3 Remote Station System

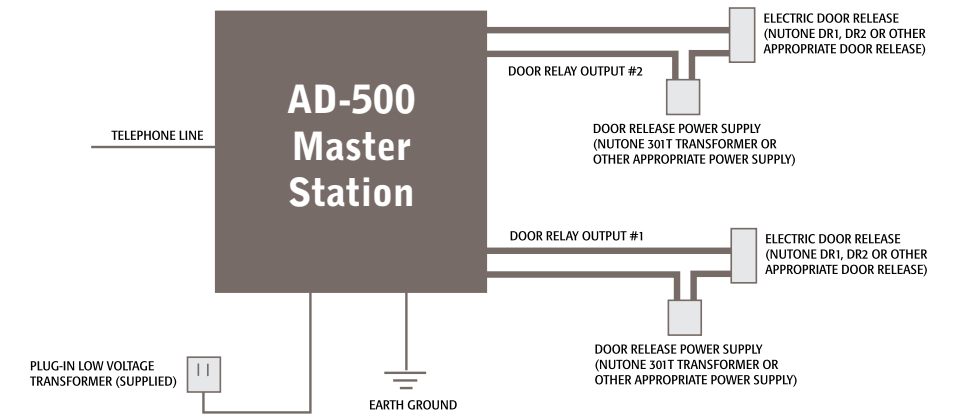
Quantity	Model	Description
1	IMA-3303	'Master' Station
1	IR-104	'Master' Rough-In
3	ISA-335	Remote Stations
3	IR-50	Remote Station Rough-Ins
1	IS-67	Door Speaker
1	IR-6	Door Speaker Rough-In
1	IW-3-200UL	Intercom Wire
1	IW-2-100UL	Door Speaker Cable

Can be ordered as a kit or as individual models.

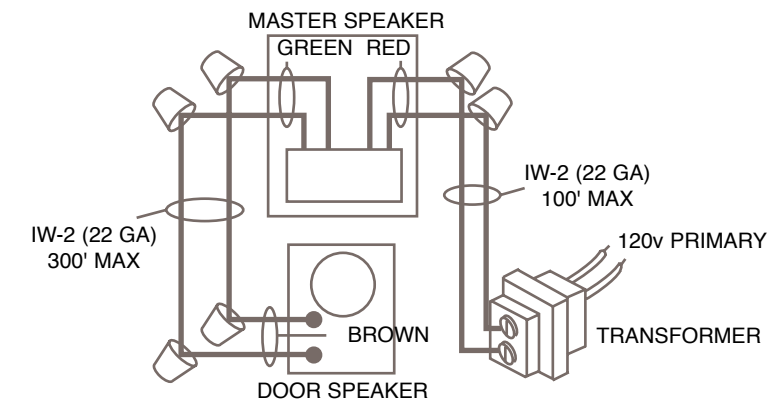
## AD-500 Apartment Security Entry System Diagram

Quantity	Model	Description
1	AD-500	'Master' Station
1	DR1/DR2	Door Release
1	301T	Transformer
1	S143-500UL	Wire

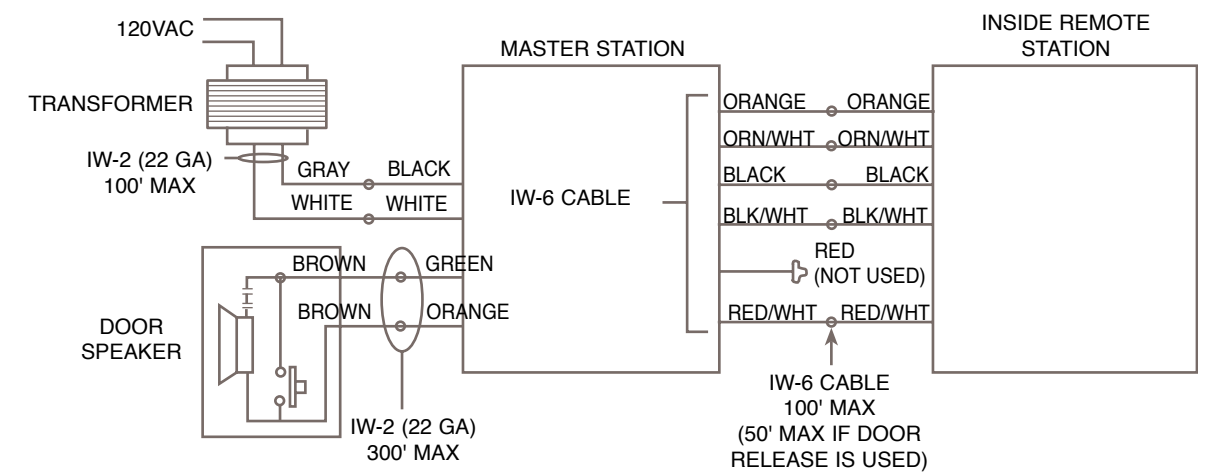
Components must be ordered separately.



## IK-15WH DoorCom Wiring Diagram



## IK-25WH DoorCom Wiring Diagram



# Index

## Radio Intercoms and Intercoms

Model	Page	Model	Page	Model	Page
IA-15	24	IMA-4406	4–7	ISA-339WH	11
IA-28	19	IM-5000	20–23	ISA-419	7
IA-29	19	IMA-516	24	ISA-445	6
IA-30WH	19	IR-3	26	ISA-448	6
IA-51	27	IR-6	26	ISA-449WH	7
IA-55	27	IR-9	26	IS-515	22
IA-60	27	IR-30K	19	IS-518WH	22
IA-70	14	IR-50	26	IS-519	23
IA-83	27	IR-55	26	IS-9523	12–13
IA-119WH	27	IR-70	26	IS-9615WH	16
IAA-440	7	IR-80	26	IS-9625WH	12–13
ICA-331WH	10	IR-91	26	IS-9626WH	12–13
ICA-331WHW	11	IR-104	26	IS-9825WH	12–13
ICA-441WH	6	IR-104K	11	ISA-63	14
ICA-441WHW	7	IR-105	26	ISA-78	16
IC-502LW	23	IS-67	15	ISB-53	24
IC-502WH	22	IS-68	25	ISB-53LW	24
IC-901WH	12–13	IS-69	15	ISB-64	14
IK-15WH	25	IS-70	15	IW-2	7, 11, 23–24
IK-25WH	25	IS-76	16	IW-6	7, 23–25
IMA-110WH	25	IS-79	17	IWA-3	11
IM-110WH-2	25	IS-100	17	PB18WHCL	25
IM-25SW	25	ISA-319	11	S-143	7, 11, 23–24, 29
IMA-3303	8–11	ISA-335	10	301T	24
IMA-3303WHK	11	ISA-338	10	401T	23

## Apartment Security Entry System

Model	Page	Model	Page	Model	Page
AD-500	28–29	DR-2-SA	29	S-143	29
DR-1	29	IRAD-500	28–29	301T	29

NuTone... life. style. home.



**NuTone®** is America's leading brand of residential built-in convenience products including door chimes, central vacuum systems, intercom systems, home theater speakers, medicine cabinets, ironing centers and ventilation fans.

**Broan®** is America's leading brand of residential ventilation products including range hoods, ventilation fans, heater/fan/light combination units, Indoor Air Quality (IAQ) Fresh Air Systems, built-in heaters, whole-house fans, attic ventilators, paddle fans and trash compactors.

Broan and NuTone are proud to be ENERGY STAR® partners.

# NuTone®

[www.NuTone.com](http://www.NuTone.com)

Broan-NuTone LLC, 926 W. State Street, Hartford, WI 53027 • **888-336-3948**

In Canada call **888-882-7626**



## Free Manuals Download Website

<http://myh66.com>

<http://usermanuals.us>

<http://www.somanuals.com>

<http://www.4manuals.cc>

<http://www.manual-lib.com>

<http://www.404manual.com>

<http://www.luxmanual.com>

<http://aubethermostatmanual.com>

Golf course search by state

<http://golfingnear.com>

Email search by domain

<http://emailbydomain.com>

Auto manuals search

<http://auto.somanuals.com>

TV manuals search

<http://tv.somanuals.com>