

NuVo®

Whole Home Audio



NV-WIPS Wireless NuVoDock for iPod

Installation and User Guide

FCC Radio Frequency Interference Statement Warning

We, NuVo Technologies, LLC, of 3015 Kustom Dr., Hebron, KY 41048, declare under our sole responsibility that the product NV-WIPS Wireless NuVoDock for iPod has been tested and found to comply with the limits for a Class B digital device, pursuant to part 15 of the FCC Rules. These limits are designed to provide reasonable protection against harmful interference in a residential installation. The NV-WIPS generates, uses and can radiate radio frequency energy and, if not installed and used in accordance with the instructions, may cause harmful interference to radio communications. However, there is no guarantee that interference will not occur in a particular installation. If the NV-WIPS does cause harmful interference to radio or television reception, which can be determined by turning the equipment off and on, the user is encouraged to try to correct the interference by one or more of the following measures:

- Reorient or relocate the receiving antenna.
- Increase the separation between the equipment and receiver.
- Connect the equipment into an outlet on a circuit different from that to which the receiver is connected.
- Consult the dealer or an experienced radio/ TV technician for help.

CE Statement

NuVo Technologies, LLC declares that the NV-WIPS conforms to the specifications listed below, following the provisions of the European R&TTE directive 1999/5/EC:

- EN 301 489-1, 301 489-17 General EMC requirements for Radio equipment.
- EN 609 50 Safety
- EN 300-328 Technical requirements for Radio equipment.

Caution: This equipment is intended to be used in all EU and EFTA countries. Outdoor use may be restricted to certain frequencies and/or may require a license for operation. Contact local Authority for procedure to follow.

Note: Combinations of power levels and antennas resulting in a radiated power level of above 100 mW equivalent isotropic radiated power (EIRP) are considered as not compliant with the above mentioned directive and are not allowed for use within the European community and countries that have adopted the European R&TTE directive 1999/5/EC.

For more details on legal combinations of power levels and antennas, contact NuVo Technologies, LLC.

IC Statement

This Class B digital apparatus complies with Canadian ICES-003 and RSS210 rules.

Cet appareil numérique de la classe B est conforme à la norme NMB-003 et CNR210 du Canada.

The use of this device in a system operating either partially or completely outdoors may require the user to obtain a license for the system according to the Canadian regulations.

To reduce potential radio interference to other users, the antenna type and its gain should be so chosen that the equivalent isotropically radiated power (e.i.r.p.) is not more than that permitted for successful communication.

This device has been designed to operate with the antennas listed below, and having a maximum gain of 2.0 dBi @ 2.4GHz. Antennas not included in this list or having a gain greater than 2.0 dBi @ 2.4GHz are strictly prohibited for use with this device. The required antenna impedance is 50 Ohms.



Package Contents

SKU	Description	Quantity
NV-WIPD	Wireless NuVoDock for iPod	1
NV-WIPR	Wireless Receiver for NuVoDock	1
NV-PSW12A	Universal Power Supply including USA, UK, EU, AU adaptors	1
NV-NC1	CAT5 Cable, 10 foot, Black	1
NV-CMR6B	3.5mm Mini to RCA Stereo Audio Cable, 6 foot, Black	1

Installing the Wireless NuVoDock




The Wireless NuVoDock is designed to communicate with the Grand Concerto and Essentia E6G Systems. Installation and setup require a few simple steps.






- Step 1:** Place the NuVoDock and NV-PSW12A power supply in a zone location. Likewise, place the NV-WIPD wireless receiver with the Grand Concerto EZ Port or Essentia E6G AllPort connection hub.
- Step 2:** Set the Source Input Switch to the appropriate source input number 1-6 on the bottom of the NV-WIPD and the back of the NuVoDock. This must coincide with the source input on the back of the NuVo amplifier. This step must be done prior to connecting the power supply.
- Step 3:** Complete the connections at the NV-WIPD wireless receiver. Plug the CAT5 Network connection into one of the "Device" inputs on the EZ Port or AllPort, and the NV-CMR6B stereo mini to RCA audio cable from the audio output on the NV-WIPD wireless receiver to one of the six source inputs on the back of the NuVo amplifier.
- Step 4:** Make sure the NuVoDock is plugged into an AC power outlet.
- Step 5:** Once the Wireless NuVoDock is installed and the Grand Concerto/ Essentia System is installed, you will be able to place an iPod in the NuVoDock (see the Supported iPod Models page for compatible iPod versions) for communication with the system Control Pads. The iPod display will be replaced with the NuVo logo when in NuVoNet communication, and return to normal iPod display when the iPod is removed from the NuVoDock.

* Note: When using a iPod Touch on the NuVoDock it will display "Accessory Attached" instead of displaying the NuVo logo.

Each NuVoDock represents an audio source input for the NuVo system and up to two wireless NuVoDocks can be used in a single NuVo system. If you are using the I8G-E6G Configurator software for setup, select the NuVo NV-WIPS IR library within the Source Tab for each Wireless NuVoDock used.

Supported iPod Models

Model	Universal Dock Adaptor (Apple Part #)	Min. iPod Firmware Version
 iPod nano 5th generation (video camera) 8GB 16GB	MC395ZM/A	1.0.1
 iPod touch 2nd generation 8GB 16GB 32GB 64GB	MB569G/A	2.2.1
 iPod classic 120GB 160GB (2009)		2.0.3
 iPod nano 4th generation (video) 8GB 16GB	MB568G/A	1.0.4
 iPod classic 160GB (2007)	MA126G/A	2.0.3
 iPod touch 1st generation 8GB 16GB 32GB	MB127G/A	1.1.5
 iPod nano 3rd generation (video) 4GB 8GB	MB126G/A	1.1.3
 iPod classic 80GB	MA125G/A	1.1.2
 iPod nano 2nd generation (aluminum) 2GB 4GB 8GB	MA593G/A	1.1.3
 iPod 5th generation (video) 60GB 80GB	MA126G/A	1.3
 iPod 5th generation (video) 30GB	MA125G/A	1.3
 iPod nano 1st generation 1GB 2GB 4GB	MA124G/A	1.3.1

Model	Universal Dock Adaptor (Apple Part #)	Min. iPod Firmware Version
 iPod 4th generation (color display) 40GB 60GB	MA123G/B	1.2.1
 iPod 4th generation (color display) 20GB 30GB	MA122G/B	1.2.1
 iPod 4th generation 40GB	MA120G/A	3.1.1
 iPod 4th generation 20GB	MA119G/A	3.1.1
 iPod mini 4GB 6GB	MA121G/A	1.4.1

Specifications

RF Frequency Range	2400-2483.5MHz
Number of RF Channels	3
Output Power	16dBm typ
Range	150ft. typ*
RF Technology	Proprietary
Frequency Response (20Hz – 20kHz)	+/- 0.5dB
THD (20Hz – 20kHz)	0.015%
Signal to Noise	>87dB
Power Supply	12V/5W DC 100-240VAC
NV-WIPD Dimensions	3 1/4"W x 2 1/2"D x 2 1/4"H 81.3mm x 63.5mm x 57.2mm
NV-WIPD Weight	0.35 lbs. (0.16 kg)
NV-WIPR Dimensions	4 9/16"W x 29/32"D x 4 3/4"H 116.5mm x 23.2mm x 120mm
NV-WIPR Weight	0.25 lbs. (0.11 kg)
Shipping Dimensions	8"W x 6"D x 5 3/8"H 205mm x 152mm x 136mm
Shipping Weight	2.1 lbs. (0.95 kg)

*Maximum wireless signal range may vary. Network conditions and environmental factors, including building materials and construction, may affect signal range.

iPod® and iTunes® are a registered trademark of Apple Inc., registered in the U.S. and other countries.

"Made for iPod" means that an electronic accessory has been designed to connect specifically to iPod and has been certified by the developer to meet Apple performance standards.

Apple is not responsible for the operation of this device or its compliance with safety and regulatory standards.

NuVo Technologies LLC Hebron, KY USA
www.nuvotechnologies.com



NVWIPS 1014

Free Manuals Download Website

<http://myh66.com>

<http://usermanuals.us>

<http://www.somanuals.com>

<http://www.4manuals.cc>

<http://www.manual-lib.com>

<http://www.404manual.com>

<http://www.luxmanual.com>

<http://aubethermostatmanual.com>

Golf course search by state

<http://golfingnear.com>

Email search by domain

<http://emailbydomain.com>

Auto manuals search

<http://auto.somanuals.com>

TV manuals search

<http://tv.somanuals.com>