


Oki 70042301(16MB)  
Oki 70042401(32MB)  
Oki 70047601(64MB)  
Oki 70049301(128MB)  
Oki 70049401(256MB)

# RAM Memory Expansion Options



## Installation Instructions

### Caution!


To avoid damage by static electricity or rough handling, keep the memory card in its packaging until you're ready to install it.

**Note:** The printer has only one slot in which to install an optional RAM Memory card.

1. Turn off the printer, and remove the power cord and interface cable.
2. On the back of the printer, loosen the access panel screw and remove the access panel.




3. Locate the slot for the card:




### Caution!

To avoid damage to the RAM card, ground yourself (touch metal) before handling it.


4. Remove the RAM memory card from its packaging.
5. Hold the card with the gold contact edge down and the notched corner (1) aimed away from you.



6. Insert the card in the slot—notched corner (1) away from you—and press down firmly until it snaps into place.  
*The blue tab (circled) will move up to the locked position.*



7. Replace the access panel:
  - a. Align the tabs at the bottom of the access panel with the slots in the printer.



- b. Swing the panel up and tighten the screw to secure it in place.



8. Reattach interface cord and power cable, then turn on the printer.
9. Print a MenuMap.

### Models with Control Button

- a. Press and release **CONTROL**.  
*The printer goes off line.*
- b. Press and hold **CONTROL** for at least 2 seconds, but no more than 5 seconds.  
*The MenuMap Prints.*

### Models with Operator Panel

- a. Press **MENU** one or more times until **INFO.MENU** appears on the display.
  - b. Press **SELECT** twice.  
*The MenuMap Prints.*
10. Check the information at the top of the MenuMap:
    - The Total Memory Size should equal the sum of the original printer memory plus the newly installed memory.
    - If it does not, repeat the above steps and be sure the memory is in the correct slot and is pushed in completely.
    - Then reprint the MenuMap and check the Total Memory Size again.

# OKI®

Oki Data Americas, Inc., 2000 Bishops Gate Blvd., Mt. Laurel, NJ 08054-4620  
Phone: (856) 235-2600 Fax: (856) 222-5320 <http://www.okidata.com>

58366503

OKI is a registered trademark/marca registrada/marque déposée, Oki Electric Industry Company, Inc.

Download from [www.Somanuals.com](http://www.Somanuals.com). All Manuals Search And Download.

## Free Manuals Download Website

<http://myh66.com>

<http://usermanuals.us>

<http://www.somanuals.com>

<http://www.4manuals.cc>

<http://www.manual-lib.com>

<http://www.404manual.com>

<http://www.luxmanual.com>

<http://aubethermostatmanual.com>

Golf course search by state

<http://golfingnear.com>

Email search by domain

<http://emailbydomain.com>

Auto manuals search

<http://auto.somanuals.com>

TV manuals search

<http://tv.somanuals.com>