

Genuine OKI® Type C3 Toner Cartridges




Black, #41515208 • Cyan, # 41515207 • Magenta, #41515206 • Yellow, #41515205

Installation Instructions


1. Turn the printer off.
2. Pull up on the handle and open the top cover.




3. Locate the cartridge to be changed:
 - a. Pull the blue lock lever to the right (away from the open cover) as far as it will go.



- b. Lift the cartridge then slide it toward the back (to clear the tube) and lift it out. Discard it in accordance with local regulations.




4. Unpack the new toner cartridge and shake it back and forth to distribute the toner.



5. Carefully remove the tape.



5. Lower the port end of the toner cartridge into the image drum, sliding the port (1) onto the tube (2) on the image drum.




6. Press the cartridge against the tube, then:
 - a. Lower the other end of the cartridge, aligning the white tab with the groove in the drum.
 - b. Push the blue lock lever to the left as far as it will go.



Caution!

Be sure to push the lock lever all the way back. If it is not pushed back and you close the cover, the lever could damage the LED printhead.

7. Use the LED lens cleaner supplied with the toner cartridge to clean the corresponding LED head.



8. Close the cover.



9. Turn the printer back on.

Important!

After the new toner is installed, the TONER LOW or TONER EMPTY message should disappear from the display. If it doesn't, try printing a page. If it still doesn't disappear, reinstall the toner cartridge.

Limited Warranty: US & Canada

Oki Data Americas, Inc. (Oki Data) warrants this Consumable item (hereinafter Consumable) to be free from defects in material and workmanship under normal and proper use, provided however, that it is properly stored and maintained in the original packaging. This *Limited Warranty* is subject to the conditions set forth herein and shall remain in effect for a period of ninety (90) days from the date of purchase by the end user.

Should a Consumable which has been properly stored and maintained in the original packaging be determined by Oki Data to be defective, it will be repaired or replaced, at Oki Data's option, at no charge to the end user.

To make claim under this *Limited Warranty*, the original purchaser must return this product to the place of original purchase or to Oki Data. Consumables returned to Oki Data are to be returned in the original package or equivalent, shipper to bear cost of shipping and risk of loss in transit and must be accompanied by a written receipt for the product, showing the date of purchase, dealer's name and item purchased.

THIS LIMITED WARRANTY IS THE SOLE AND EXCLUSIVE WARRANTY OFFERED ON THIS CONSUMABLE ITEM, AND OKI DATA OFFERS NO OTHER WARRANTIES, EXPRESS OR IMPLIED, INCLUDING BUT NOT LIMITED TO ANY IMPLIED WARRANTIES OF MERCHANTABILITY OR FITNESS FOR A PARTICULAR USE.

Oki Data shall not be responsible or liable for any special, incidental or consequential damages or loss arising from the use of this product.

Additional information on obtaining service under this *Limited Warranty* is available by contacting the Oki Data dealer from whom the product was purchased, by contacting Oki Data directly at 1-800-OKI-DATA (U.S. and Canada, English only) or at 1-856-222-7496 (Spanish only), or by contacting one of the service locations listed below.

For the most comprehensive, up-to-date information on service center locations, call 1-800-OKI-DATA (1-800-654-3282).

This *Limited Warranty* gives you specific legal rights, and you may also have other rights which vary from state to state.

Oki Data Service Centers

UNITED STATES

Oki Data Americas, Inc.

2000 Bishops Gate Blvd.
Mt. Laurel, NJ 08054-4620

Tel: 800-654-3282

Fax: 1-856-222-5247

CANADA

Oki Data Americas, Inc.

2735 Matheson Blvd. East, Unit 1
Mississauga, Ontario
Canada L4W 4M8

Tel: 1-800-654-3282

Fax: 905-238-4427

MEXICO

Oki Data de Mexico, S.A. de C.V.

Mariano Escobedo No. 748 - 8 Piso
Col Anzures, e. p. 11590
Mexico, DF

Tel: (525) 263-8780

Fax: (525) 263-8785

BRAZIL

Oki Data do Brasil, Ltda.

Rua Alexandre Dumas, 2220 - 8 andar
Chácara Sto Antonio
São Paulo 04717-004, Brasil

Tel: 55 11-3444-3500

Fax: 55 11-3444-3501

Oki Data Americas, Inc., 2000 Bishops Gate Blvd., Mt. Laurel, NJ 08054-4620
Tel: (800) 654-3282 FAX: (856) 222-5320

<http://www.okidata.com>

Oki Data Americas, Inc., 2735 Matheson Blvd. East, Unit 1, Mississauga, Ontario, Canada L4W 4M8
Tel: (800) 654-3282 FAX: (905) 238-4427

Oki Data de Mexico, S.A. de C.V., Mariano Escobedo No. 748 - 8 Piso, Col Anzures, e. p. 11590, Mexico, DF
Tel: (525) 263-8780 FAX: (525) 263-8785

Oki Data do Brasil, Ltda., Rua Alexandre Dumas, 2220 - 8 andar, Chácara Sto Antonio, São Paulo 04717-004, Brasil
Tel: 55 11-3444-3500 FAX: 55 11-3444-3501

Free Manuals Download Website

<http://myh66.com>

<http://usermanuals.us>

<http://www.somanuals.com>

<http://www.4manuals.cc>

<http://www.manual-lib.com>

<http://www.404manual.com>

<http://www.luxmanual.com>

<http://aubethermostatmanual.com>

Golf course search by state

<http://golfingnear.com>

Email search by domain

<http://emailbydomain.com>

Auto manuals search

<http://auto.somanuals.com>

TV manuals search

<http://tv.somanuals.com>