

1 YEAR
WARRANTY



User's Guide



Shop online at

omega.com

Ω OMEGA

omega.com

e-mail: info@omega.com

For latest product manuals:

omegamanual.info

ISO 9001
CERTIFIED
CORPORATE QUALITY

STAMFORD, CT

ISO 9002
CERTIFIED
CORPORATE QUALITY

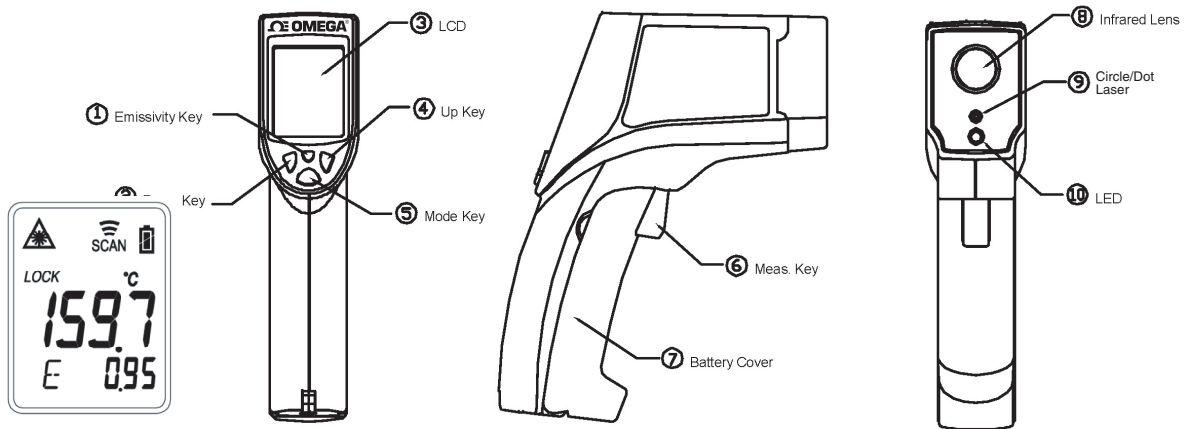
MANCHESTER, UK

MADE IN TAIWAN

OS423-LS Non-contact Infrared Thermometer with White LED Flashlight

OS423-LS (with white LED Flashlight) Thermometer Operating Instructions

The OS423-LS is a non-contact infrared thermometer with mathematical modes for the Infrared function.



(Default Screen)

Simply aim the thermometer at the measure target with Lens (8) and press Meas. key (6) to display the surface temperature. The Distance:Spot is 30:1. Please make sure the target area is within the field of view.

FUNCTION

Press Emissivity key (1) for setting the emissivity



Press Emissivity key (1), then press Up key (4) or Down key (2) to **set the emissivity**, then press Mode key (5) to confirm it. The emissivity can be changed from 0.10 (10E) to 1 (100E).

Press Mode key (5) for scrolling more display function as follows.



Here will show the emissivity data. (The default emissivity is 0.95.)

Press Mode key (5) for the **Maximum (MAX), Minimum (MIN), Different between MAX and MIN (DIF) and Average (AVG) modes. During the measurement, the special modes reading will be displayed beside the mode icon.**

Press Up key (4) or Down key (2) key to change the **High Alarm (HAL)** or **Lo Alarm (LAL)**, then press Meas. key (6) to confirm it. For example: When the reading $26.9^{\circ}\text{C} < \text{LAL } 27^{\circ}\text{C}$, the Low icon will flash and you will hear a beep sound.

** The thermometer will automatically shut off if left idle for more than 60sec.

ADD VALUE

In MAX, MIN, DIF, AVG mode:	Press Up key (4) for LOCK mode ON/OFF . The lock mode is particularly useful for continuous monitoring of temperatures for up to 60 minutes.
	Press Down key (2) for °C or °F transferred .
In all modes: First hold on the Meas. key (6)	and press Up key (4) for backlight function
	and press Down key (2) for laser circle/dot function ON/OFF . (With flash light be turned on in the same time as laser)



U.S. PAT. B1 5,368,392; 5,524,984; 5,727,880; 5,823,678; 5,823,679; 6,123,453; 6,267,500 B1; 6,341,891 B1; 6,377,400 B1; 6,540,398 B2 ; 6,614,830 B1; 6,633,434 B2; 6,659,639; 6,901,089 B1, 7,052,175 / Canada 2,114,806; 2,317,734 / France 2 756 920; 2 767 921; 2,773,213; 2 773 214 / Germany G 94 22 197.9; G 94 22 203.7, 19828454/ Holland 1007752; / U.K. Registered 2,237,493; 2,320,324; 9726133.3 / EPO 0 644,408 B2; EPO 1 085 307 A1, EPO 1 065 484 B1, EPO 1 065 483 B1. Other U.S. and International Patents Pending.

CAUTION





1. WHEN DEVICE IS IN USE, DO NOT LOOK DIRECTLY INTO THE LASER BEAM –PERMANENT EYE DAMAGE MAY RESULT.
2. USE EXTREME CAUTION WHEN OPERATING THE LASER.
3. NEVER POINT THE DEVICE TOWARDS ANYONE'S EYES.
4. KEEP OUT OF REACH OF ALL CHILDREN.

STORAGE & CLEANING The thermometer should be stored at room temperature between -20 to $+65$ °C (-4 ~ 149 °F).

The sensor lens is the most delicate part of the thermometer. The lens should be kept clean at all times, care should be taken when cleaning the lens using only a soft cloth or cotton swab with water or medical alcohol. Allowing the lens to fully dry before using the thermometer. Do not submerge any part of the thermometer.

LCD ERROR MESSAGES

The thermometer incorporates visual diagnostic messages as follows:

	} 'Hi' or 'Lo' is displayed when the temperature being measured is outside of the settings of HAL and LAL.
	} 'Er2' is displayed when the thermometer is exposed to rapid changes in the ambient temperature. 'Er3' is displayed when the ambient temperature exceeds 0°C (32°F) or +50°C (122°F). The thermometer should be allowed plenty of time (minimum 30 minutes) to stabilize to the working/room temperature.
	} Error 5~9, for all other error messages it is necessary to reset the thermometer. To reset it, wait for auto power off, remove the battery and wait for a minimum of one minute, reinsert the battery and turn on. If the error message remains please contact the Service Department for further assistance.
	} 'Hi' or 'Lo' is displayed when the temperature being measured is outside of the measurement range.

BATTERIES

The thermometer incorporates visual low battery indication as follows:



'Battery OK': measurements are possible



'Battery Low': battery needs to be replaced, measurements are still possible



'Battery Exhausted': measurements are not possible

⚠ When the 'Low Battery' icon indicates the battery is low, the battery should be replaced immediately with AAA, 1.5V batteries. Please note: It is important to turn the instrument off before replacing the battery otherwise the thermometer may malfunction.

⚠ Dispose of used battery promptly and keep away from children.

SPECIFICATION

Item	Non-contact Infrared Scan function
Measurement Range	-60 to +860 °C (-76 to +1580 °F)
Operating Range	0 to +50°C (32 to +122°F)
Accuracy (Tobj=15~35°C, Tamb=25°C)	±1.0°C (1.8°F)
Accuracy (Tobj=-33~860°C, Tamb=23±3°C)	±2% of reading or 2°C (4°F) whichever is greater
Emissivity Range	0.95 default – adjustable 0.1 to 1 step .01
Resolution (-9.9~199.9°C)	0.1°C/0.1°F
Response Time (90%)	1sec
Distance:Spot	30:1
Battery Life	Typ.180, min 140 hours continuous use (Alkaline, without Laser and Back Light.)
Dimensions	47.0 x 154.9 x 193.1mm(1.8_6.0_7.6 inch)
Weight	344.8 grams(12.16 oz) including batteries (AAA*2pcs)

Note: Under the electromagnetic field of 3V/m from 200 to 600 MHz, the maximum error is 10 °C (18 °F).

⚠ EMC/RFI: Readings may be affected if the unit is operated within radio frequency electromagnetic field strength of approximately 3 volts per meter, but the performance of the instrument will not be permanently affected.

OMEGAnet® Online Service
omega.com

Internet e-mail
info@omega.com

Servicing North America:

U.S.A.: One Omega Drive, Box 4047
ISO 9001 Stamford, CT 06907-0047
Certified Tel: (203) 359-1660 FAX: (203) 359-7700
 e-mail: info@omega.com

Canada: 976 Bergar
 Laval (Quebec) H7L 5A1, Canada
 Tel: (514) 856-6928 FAX: (514) 856-6886
 e-mail: info@omega.ca

For immediate technical or application assistance:

U.S.A. and Canada: Sales Service: 1-800-826-6342/1-800-TC-OMEGA®
 Customer Service: 1-800-622-2378/1-800-622-BEST®
 Engineering Service: 1-800-872-9436/1-800-USA-WHEN®

Mexico: En Español: (001) 203-359-7803 e-mail: espanol@omega.com
 FAX: (001) 203-359-7807 info@omega.com.mx

Servicing Europe:

Czech Republic: Frystatska 184, 733 01 Karviná, Czech Republic
 Tel: +420 (0)59 6311899
 FAX: +420 (0)59 6311114
 Toll Free: 0800-1-66342
 e-mail: info@omegashop.cz

Germany/Austria: Daimlerstrasse 26, D-75392 Deckenpfronn, Germany
 Tel: +49 (0)7056 9398-0
 FAX: +49 (0)7056 9398-29
 Toll Free in Germany: 0800 639 7678
 e-mail: info@omega.de

United Kingdom: One Omega Drive, River Bend Technology Centre
ISO 9002 Northbank, Irlam, Manchester
Certified M44 5BD United Kingdom
 Tel: +44 (0)161 777 6611
 FAX: +44 (0)161 777 6622
 Toll Free in United Kingdom: 0800-488-488
 e-mail: sales@omega.co.uk

It is the policy of OMEGA Engineering, Inc. to comply with all worldwide safety and EMC/EMI regulations that apply. OMEGA is constantly pursuing certification of its products to the European New Approach Directives. OMEGA will add the CE mark to every appropriate device upon certification. The information contained in this document is believed to be correct, but OMEGA accepts no liability for any errors it contains, and reserves the right to alter specifications without notice.

WARNING: These products are not designed for use in, and should not be used for, human applications.

WARRANTY/DISCLAIMER

OMEGA ENGINEERING, INC. warrants this unit to be free of defects in materials and workmanship for a period of **13 months** from date of purchase. OMEGA's WARRANTY adds an additional one (1) month grace period to the normal **one (1) year product warranty** to cover handling and shipping time. This ensures that OMEGA's customers receive maximum coverage on each product.

If the unit malfunctions, it must be returned to the factory for evaluation. OMEGA's Customer Service Department will issue an Authorized Return (AR) number immediately upon phone or written request. Upon examination by OMEGA, if the unit is found to be defective, it will be repaired or replaced at no charge. OMEGA's WARRANTY does not apply to defects resulting from any action of the purchaser, including but not limited to mishandling, improper interfacing, operation outside of design limits, improper repair, or unauthorized modification. This WARRANTY is VOID if the unit shows evidence of having been tampered with or shows evidence of having been damaged as a result of excessive corrosion; or current, heat, moisture or vibration; improper specification; misapplication; misuse or other operating conditions outside of OMEGA's control. Components in which wear is not warranted, include but are not limited to contact points, fuses, and triacs.

OMEGA is pleased to offer suggestions on the use of its various products. However, OMEGA neither assumes responsibility for any omissions or errors nor assumes liability for any damages that result from the use of its products in accordance with information provided by OMEGA, either verbal or written. OMEGA warrants only that the parts manufactured by the company will be as specified and free of defects. OMEGA MAKES NO OTHER WARRANTIES OR REPRESENTATIONS OF ANY KIND WHATSOEVER, EXPRESSED OR IMPLIED, EXCEPT THAT OF TITLE, AND ALL IMPLIED WARRANTIES INCLUDING ANY WARRANTY OF MERCHANTABILITY AND FITNESS FOR A PARTICULAR PURPOSE ARE HEREBY DISCLAIMED. LIMITATION OF LIABILITY: The remedies of purchaser set forth herein are exclusive, and the total liability of OMEGA with respect to this order, whether based on contract, warranty, negligence, indemnification, strict liability or otherwise, shall not exceed the purchase price of the component upon which liability is based. In no event shall OMEGA be liable for consequential, incidental or special damages.

CONDITIONS: Equipment sold by OMEGA is not intended to be used, nor shall it be used: (1) as a "Basic Component" under 10 CFR 21 (NRC), used in or with any nuclear installation or activity; or (2) in medical applications or used on humans. Should any Product(s) be used in or with any nuclear installation or activity, medical application, used on humans, or misused in any way, OMEGA assumes no responsibility as set forth in our basic WARRANTY/DISCLAIMER language, and, additionally, purchaser will indemnify OMEGA and hold OMEGA harmless from any liability or damage whatsoever arising out of the use of the Product(s) in such a manner.

RETURN REQUESTS / INQUIRIES

Direct all warranty and repair requests/inquiries to the OMEGA Customer Service Department. BEFORE RETURNING ANY PRODUCT(S) TO OMEGA, PURCHASER MUST OBTAIN AN AUTHORIZED RETURN (AR) NUMBER FROM OMEGA'S CUSTOMER SERVICE DEPARTMENT (IN ORDER TO AVOID PROCESSING DELAYS). The assigned AR number should then be marked on the outside of the return package and on any correspondence.

The purchaser is responsible for shipping charges, freight, insurance and proper packaging to prevent breakage in transit.

FOR **WARRANTY** RETURNS, please have the following information available BEFORE contacting OMEGA:

1. Purchase Order number under which the product was PURCHASED,
2. Model and serial number of the product under warranty, and
3. Repair instructions and/or specific problems relative to the product.

FOR **NON-WARRANTY** REPAIRS, consult OMEGA for current repair charges. Have the following information available BEFORE contacting OMEGA:

1. Purchase Order number to cover the COST of the repair,
2. Model and serial number of the product, and
3. Repair instructions and/or specific problems relative to the product.

OMEGA's policy is to make running changes, not model changes, whenever an improvement is possible. This affords our customers the latest in technology and engineering.

OMEGA is a registered trademark of OMEGA ENGINEERING, INC.

© Copyright 2007 OMEGA ENGINEERING, INC. All rights reserved. This document may not be copied, photocopied, reproduced, translated, or reduced to any electronic medium or machine-readable form, in whole or in part, without the prior written consent of OMEGA ENGINEERING, INC.

Free Manuals Download Website

<http://myh66.com>

<http://usermanuals.us>

<http://www.somanuals.com>

<http://www.4manuals.cc>

<http://www.manual-lib.com>

<http://www.404manual.com>

<http://www.luxmanual.com>

<http://aubethermostatmanual.com>

Golf course search by state

<http://golfingnear.com>

Email search by domain

<http://emailbydomain.com>

Auto manuals search

<http://auto.somanuals.com>

TV manuals search

<http://tv.somanuals.com>