



## WD SPEAKER STANDS



For assistance or more information on other great products from OmniMount Systems, Inc.  
contact us at:  
OmniMount Systems, Inc.  
8201 S. 48th St.  
Phoenix, AZ 85044-5302  
1-800-MOUNT-IT!  
fax: 480-756-9000

© 2002 OmniMount Systems, Inc. All rights reserved. OmniMount is a registered trademark of OmniMount Systems, Inc.

# Assembly Instructions for WD Series Speaker Stand

## Parts List




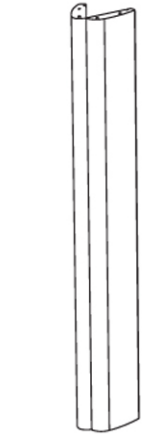
2 - Base. (a)



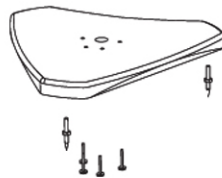
6 - Steel isolation spikes and adjustment nut. (b)




4 - Post. (c)



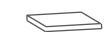
2 - Cable management cover. (d)



2 - Top plates. (e)



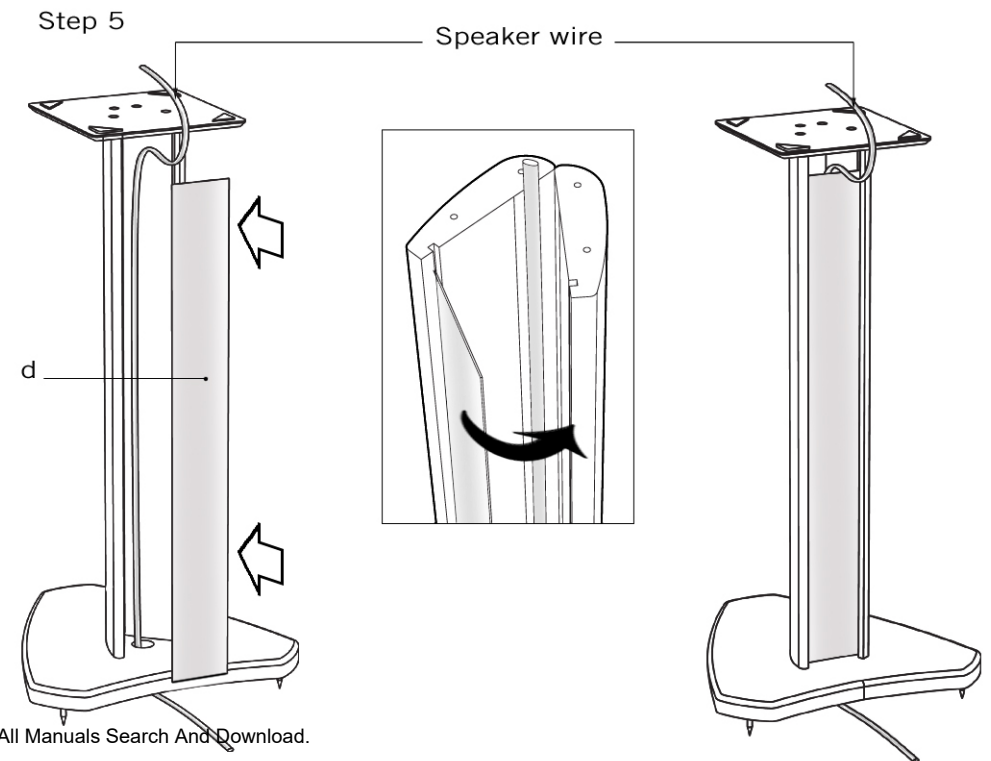
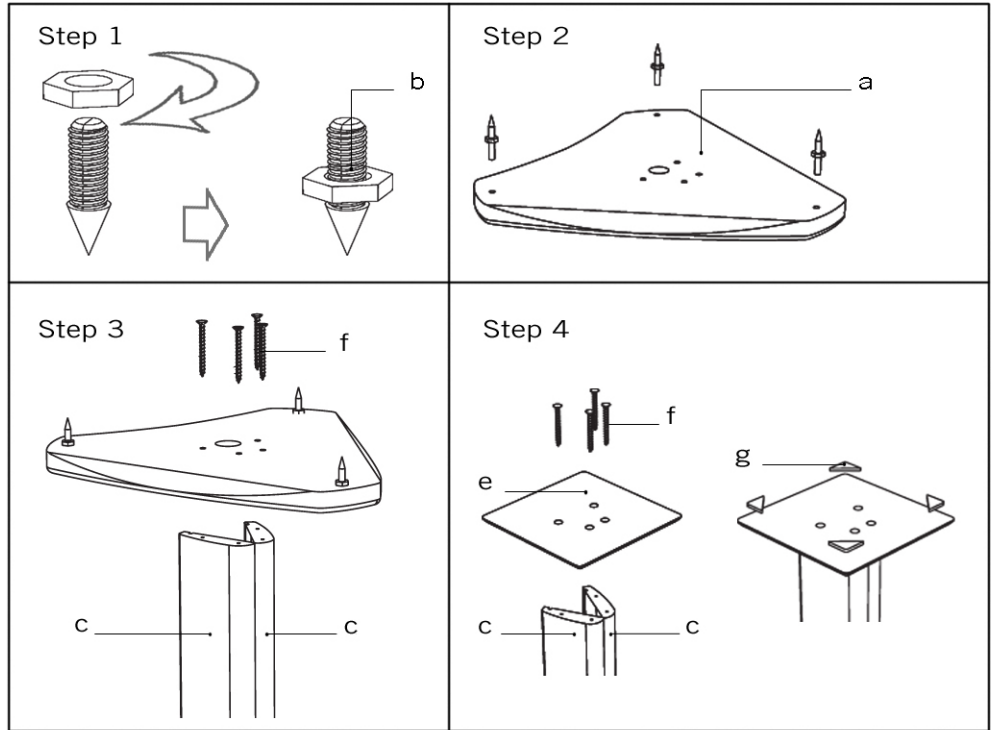
8 - Wood screws. (f)



8 - Hook and loop pad



8 - Adhesive mounting foam. (g)



## Free Manuals Download Website

<http://myh66.com>

<http://usermanuals.us>

<http://www.somanuals.com>

<http://www.4manuals.cc>

<http://www.manual-lib.com>

<http://www.404manual.com>

<http://www.luxmanual.com>

<http://aubethermostatmanual.com>

Golf course search by state

<http://golfingnear.com>

Email search by domain

<http://emailbydomain.com>

Auto manuals search

<http://auto.somanuals.com>

TV manuals search

<http://tv.somanuals.com>