

**ONE
FOR ALL®**

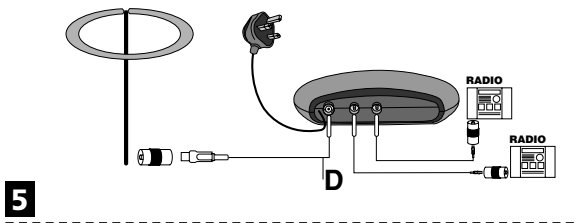
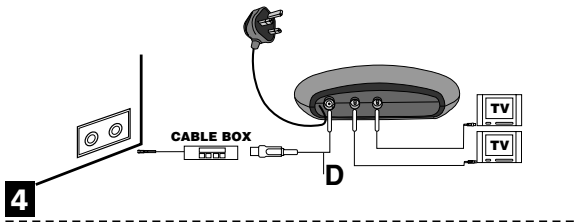
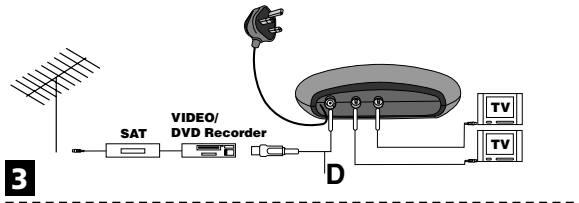
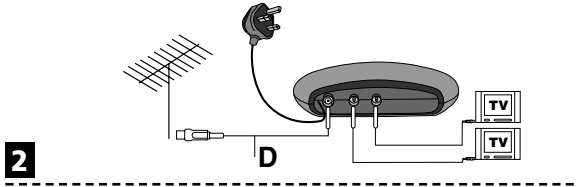
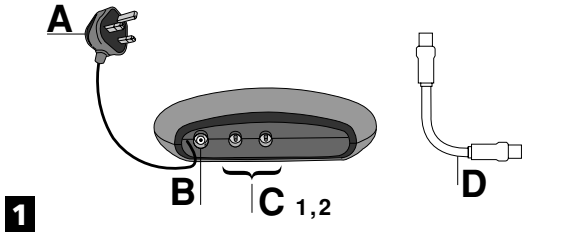
SV-9522

Signal Amplifier



"Compatible with IR return for SKY Digibox Receivers"

SV-9522



THANK YOU

Thank you for purchasing the ONE FOR ALL Signal Amplifier. ONE FOR ALL continuously strives to develop, produce and market high-quality innovative products to meet your needs. We hope this Signal Amplifier will give you total satisfaction.

THE PRODUCT

The ONE FOR ALL Signal Amplifier is designed to boost the signals of your antenna or cable box, this allows you to distribute the signal to multiple devices and/or use longer cable/cables without losing picture and sound quality.

Below you'll find the description of your ONE FOR ALL Signal Amplifier (see picture 1).

- 1**
- A:** Power plug
 - B:** Signal input
 - C:** Signal outputs
 - D:** 1 meter of co-ax cable

CONNECTING THE SIGNAL AMPLIFIER

To connect your ONE FOR ALL Signal Amplifier, please follow the steps below.

- 1 Connect your TV(s) or other devices to the signal outputs (C 1-2).
- 2 Connect your antenna/cable box or other devices (see picture 3) to the input (B) on the ONE FOR ALL Signal Amplifier using the 1 meter co-ax cable (D).
- 3 Plug the ONE FOR ALL Signal Amplifier into the mains.

As situations vary, please find some different examples of use (pictures 2 – 5):

- 2** An antenna is connected to the ONE FOR ALL Signal Amplifier. The signal will be boosted and distributed to up to 2 TVs.
- 3** An antenna is connected to the Satellite receiver which is connected to the VCR or DVD Recorder. The VCR or DVD Recorder is connected with the 1 meter co-ax cable to the ONE FOR ALL Signal Amplifier. The signal will be boosted and distributed to up to 2 TVs.
- 4** A cable box is connected to the ONE FOR ALL Signal Amplifier. The signal will be boosted to up to 2 TVs.
- 5** A FM antenna is connected to the ONE FOR ALL Signal Amplifier which will boost the signal and distribute it to up to 2 radio tuners.

(*) It may be possible that you have to use inline co-ax-connectors to make the connections. (See picture)

HELPFUL HINTS

If the picture or sound quality is unsatisfying, please follow the helpful hints below.

- If the incoming signal is unclear, the ONE FOR ALL Signal Amplifier will not improve your picture as it will also amplify the noise in the signal. Please contact your antenna or satellite installer for further details.
- Check all the connections. Loose or bad connections will result in an unclear picture.

G U A R A N T E E

UNIVERSAL ELECTRONICS INC./ONE FOR ALL warrants to the original purchaser that this product will be free from defects in materials and workmanship under normal and correct use for a period of one (1) year from the date of original purchase. This product will be replaced free of charge if it has been proven to be defective within the one (1) year warranty period. This warranty does not cover cartons, carrying cases, batteries, broken or marred cabinets or any other item used in connection with the product. Any further obligation than listed above is excluded. Please notice that we need your purchase receipt so that we may establish your eligibility for service.

C U S T O M E R S E R V I C E

- ofahelp@uebv.com (Just send blank message, you will get auto-reply)
- in the UK: **0906-9695654** (£ 1 per minute)

Universal Electronics BV
Europe & International
P.O. Box 3332
7500 DH, Enschede
The Netherlands

SV-9522
703184



HdH 1041104

Free Manuals Download Website

<http://myh66.com>

<http://usermanuals.us>

<http://www.somanuals.com>

<http://www.4manuals.cc>

<http://www.manual-lib.com>

<http://www.404manual.com>

<http://www.luxmanual.com>

<http://aubethermostatmanual.com>

Golf course search by state

<http://golfingnear.com>

Email search by domain

<http://emailbydomain.com>

Auto manuals search

<http://auto.somanuals.com>

TV manuals search

<http://tv.somanuals.com>