

A close-up, vertical view of an Oregon Super 20 Series chainsaw chain. The chain is silver and features several links with the 'OREGON' brand name and model numbers '21' and '25' visible. The chain is set against a vibrant red background with horizontal motion blur lines, suggesting speed and power.

# **FAST, FASTER, FASTEST.**

***Oregon® Super 20 Series  
20LP, 21LP, 22LP is the #1  
.325"-pitch pro chain***

***20LP makes fast bias cuts***

- ***6% faster than it's predecessor, 33LG***

***20LP makes faster bucking cuts***

- ***8% faster than 33LG***

***20LP makes the fastest boring cuts***

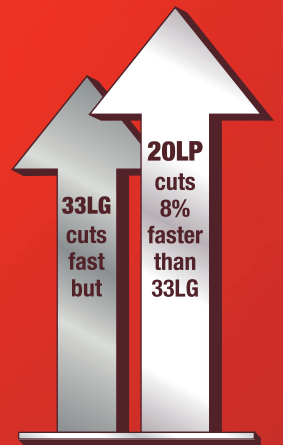

- ***18% faster than 33LG***

A horizontal black and white checkered racing line graphic that spans the width of the advertisement, separating the performance claims from the final slogan.

***Finish faster with  
Super 20 chain***




# Top features make Super 20 Series chain the top performer



In the most popular cutting mode: nose-clear bucking, 20LP chain cut 8% more wood than 33LG. 20LP outperformed 33LG on boring cuts and bias cuts as well. Test wood used: Douglas Fir, test saw used: Husqvarna 340 with a 16" bar.

**Super 20 chain makes your chainsaw a more efficient cutting machine, one that does more cutting per saw horsepower**

Pitch	Chain Type	Gauge	Recommended Bar Lengths	Recommended Saw Sizes	 <b>WARNING</b> Oregon® Super 20 chains may be capable of kickback that could result in serious injury to the saw operator or bystanders. These are NOT low-kickback chains. DO NOT use Oregon® 20LP, 21LP or 22LP chain unless you have experience and specialized training for dealing with kickback. Saw chain with lower kickback potential is available. Users of low-kickback 33SL, 34SL and 35SL chains should be aware that switching to a professional Super 20 Series chain will increase the risk of injury due to kickback. Oregon® 33SL, 34SL and 35SL will continue to be available as a low-kickback (blue label) offering for users of .325"-pitch saws.
<i>Super 20 Series Chains – the #1 pro chain for .325"-pitch saws</i>					
.325"	20LP	.050"	11" - 20"	2.3 - 3.8 cu. in.	
	21LP	.058"	(28 - 50 cm)	(38 - 62 cc)	
	22LP	.063"			
<i>Multi-Cut™ 20 Series Chains – for use in highly abrasive conditions</i>					
.325"	M20LP	.050"	11" - 20"	2.3 - 3.8 cu. in.	
	M21LP	.058"	(28 - 50 cm)	(38 - 62 cc)	
	M22LP	.063"			

With professional users it's all about performance, and for professionals who use .325"-pitch saws, the top performing chain is Oregon® Super 20 series: 20LP, 21LP and 22LP.

## Know your saw chain, and know your saw chain's manufacturer

Did you know that in one minute of operation, each link on your cutting chain will travel more than half again as far as the piston in a two-cycle engine will at 10,000 rpm? And did you know that each of those chain links will make 32 reversals of direction – per second! Saw chain may look like a simple product, but

it's not. In today's growing global economy new manufacturers are emerging for many products. When it comes to the chain on your chainsaw, it's important to know your chain's manufacturer. For over 55 years, Oregon Cutting Systems has been the world leader in saw chain innovation, patents and expertise.

Oregon Cutting Systems Group, Blount Inc. • [www.oregonchain.com](http://www.oregonchain.com) • 503-653-8881 • A107039 AA 0805

## Free Manuals Download Website

<http://myh66.com>

<http://usermanuals.us>

<http://www.somanuals.com>

<http://www.4manuals.cc>

<http://www.manual-lib.com>

<http://www.404manual.com>

<http://www.luxmanual.com>

<http://aubethermostatmanual.com>

Golf course search by state

<http://golfingnear.com>

Email search by domain

<http://emailbydomain.com>

Auto manuals search

<http://auto.somanuals.com>

TV manuals search

<http://tv.somanuals.com>