

Oregon
SCIENTIFIC

Dear Parent/Guardian,

Thank you for choosing the **Diamond Castle Learning Laptop**.

Designed with fun in mind, the **Diamond Castle Learning Laptop** is packed with stimulating learning games and activities that will make an invaluable contribution to your child's development. The activities aim to further your child's skills in language, numbers, counting, shapes, colors, music, memory and logical reasoning.

The **Diamond Castle Learning Laptop** provides a dependable and realistic introduction to computers and encourages creativity and independent learning. Learning with Barbie™ is so much fun!

Barbie.com

BARBIE and associated trademarks and trade dress are owned by, and used under license from, Mattel, Inc. © 2008 Mattel, Inc. All Rights Reserved.

1



Chapter 1

About the Diamond Castle Learning Laptop

Features

8 learning activities that include:

- Alphabet, vocabulary, shapes, colors, numbers, counting, memory, logic, spelling and music

Multimedia

- Digital sound and animation

Display

- LCD screen
- Automatic shut-down

Interface

- Individual A-Z keyboard
- Number and shape keys

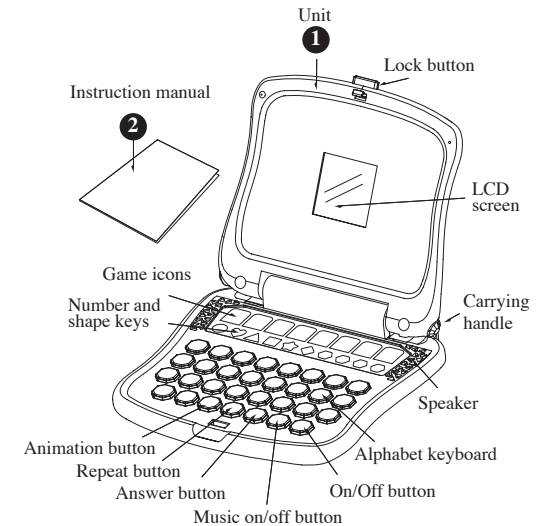
Audio

- The voice of Barbie®

The **Diamond Castle Learning Laptop** is supplied with the following parts (please contact your retailer should any parts be missing):

1 - Unit

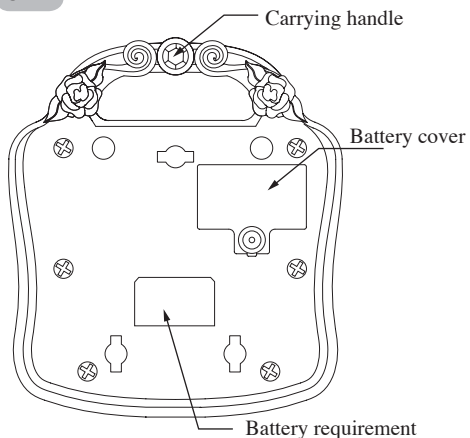
2 - Instruction manual



2

3

Unit



4

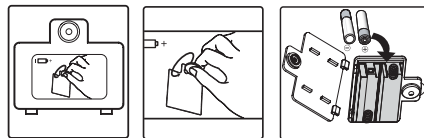
Chapter 2

Getting Started

The **Diamond Castle Learning Laptop** operates on 2 "AA" size batteries.

Battery Installation

1. Make sure the unit is turned off.
2. Open the battery cover at the back of the unit using a straight blade screwdriver or coin.
3. Insert 2 "AA" batteries. (Note the correct polarity: +, -).
4. Replace the cover.



5

Caution

- Do not mix different types of batteries or mix new and old batteries together.
- Use only batteries of the same or equivalent type as recommended.
- Remove all batteries when replacing.
- Remove batteries from the unit if the unit is not going to be used for long periods.
- Do not dispose of batteries in fire.
- Non-rechargeable batteries should not be recharged.
- Rechargeable batteries should be removed from the toy before being charged.
- Rechargeable batteries should only be charged under adult supervision.
- Exhausted batteries should be removed from the toy.
- Do not short circuit the supply terminals.

Cleaning and Maintenance

The unit should be regularly examined for damage to the enclosure and other parts. In the event of such damage, the unit must not be used until the damage has been repaired. Always disconnect the power supply before cleaning.

- Wipe the unit with a dry cloth.
- Do not get the unit wet.
- Do not dismantle the unit.

6

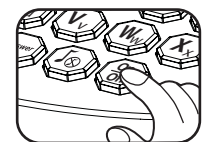
Auto-off

If there is no input on the unit after three minutes, the unit says "Best friends today, tomorrow and always" and automatically turns itself off to conserve power.

Starting the Diamond Castle Learning Laptop

Open the unit by pushing in the lock button (located on the front of the unit).

Turn on the **Diamond Castle Learning Laptop** using the  button located on the bottom right of the keyboard. At the end of a session, remember to turn off the power by pressing the same button.



Press the On/Off button

7



Chapter 3

Activity Rules


Selection

There are 8 fun filled activities in the **Diamond Castle Learning Laptop**.


Select a game by pressing on the chosen game icon.

A list of games is given in Chapter 4. A game can be changed at any time by pressing on a new game icon.


Animation Button

Press the  button to watch the opening animation.


Repeat Button

Press the  button to listen to the instructions of an activity again.

Answer Button

Press the  button to reveal the correct answer to a question.

Music On/Off Button

Press the  button to turn the background music on and off (does not function for Musical Quest).



Select a game icon



Press the animation button



Press the repeat button



Press the answer button



Press the music on/off button

8

Charismatic Memory

Develops memory skills and the ability to follow instructions:

1. The character on screen will call out a sequence of tones one at a time.
2. The numbers 1 2 3 4 will represent 4 different tones. When a tone is called, the number will bounce up.
3. The player will be asked to repeat the sequence of tones by pressing the correct number keys.
4. The player has to remember the pattern and repeat the sequence as it is built up one tone at a time.



Musical Quest

Develops music appreciation and teaches vocabulary and spelling through a music game:

1. Press a number button to hear a melody.
2. When the music is playing, 3 letters will bounce around the screen for 10 - 20 seconds.
3. When the melody has finished playing, the letters will form a mystery word which the player will have 2 - 3 seconds to memorize.



12

Chapter 4

Activities

Castle ABC's

Teaches the letters of the alphabet and vocabulary associated with them:

1. Barbie® will ask the player to find a letter.
2. To give an answer, press the correct letter on the keyboard.
3. If the answer is correct, Barbie® will teach a word that begins with the same letter.



9

Gem Trove

Teaches number recognition and counting:

1. Barbie® can see some gems. The player is asked to count them and press the correct number button to answer.
2. If the answer is correct, extra gems will be added or taken away to introduce simple arithmetic to the player.



4. Afterwards, the mystery word will disappear off the screen and the player is asked to repeat the mystery word using the keyboard.
5. Hints will also be given to the player when needed.
6. When the player has keyed in all the letters, Barbie® will teach the player what word these letters spell.

Chapter 5

Troubleshooting

Developing learning products is a responsibility that we at Oregon Scientific take very seriously.

We make every effort to ensure the accuracy and appropriateness of the information which forms the value of our products. However, errors can sometimes occur.

It is important for you to know that we stand behind our products and we encourage you to call our consumer service department with any problems and/or suggestions that you might have. Our service representative will be happy to help you. Before contacting an authorized service representative at 1-800-853-8883, carry out the following simple checks. It may save you the time of an unnecessary service call.

13

Shape Kingdom

Introduces shapes and colors and teaches association. (Only shapes 1-6 are playable from the keyboard.)

1. An object in a specific shape will be shown on screen.
2. The player is asked to find the shape that matches with the shape of the object shown on screen.
3. Barbie® will let the player know the color of the shape on the keyboard. To give an answer, find the correct shape and press on it.
4. This game teaches the player to identify 6 basic shapes: 1 - circle, 2 - heart, 3 - triangle, 4 - square, 5 - star, 6 - diamond.



10

Pretty Shape Counting

Practise counting and shape recognition at the same time!

1. The player will be asked to find a number of shapes to help Barbie® decorate the Diamond Castle flag.
2. The player has to press the correct shape buttons according to the number Barbie® asks for.
3. The number of shapes will be counted out as they are entered.



No display

Are the batteries installed properly?
Do the batteries need replacing?

Black-out screen or abnormal display

Disconnect the power supply by removing the batteries for at least 10 seconds before connecting the power supply again.

Conforms to safety requirements of ASTM F963, EN71 Parts 1, 2 and 3 and EN62115.

In an effort to continually improve our products, the actual screen display on the product may differ slightly from the diagrams shown.

Oregon Scientific, Inc.
19861 SW 95th Avenue
Tualatin, OR 97062, USA
Hotline: 1-800-853-8883

Warning:

Changes or modifications to this unit not expressly approved by the party responsible for compliance could void the user's authority to operate the equipment.

- There may be small parts that can cause abuse and/or damage to the unit.
- Not suitable for children under 3 years.

14

Treasure Pieces

Introduces patterns in a sequence and teaches the concept of before and after:

1. A sequence will appear on screen and the player has to find the letter or number that forms the logical sequence.
2. To answer, key in the correct symbol that completes the sequence.



Tip Top Perfect

Develops letter and number recognition, as well as skills for logical reasoning.

1. Four characters (numbers, upper case or lower case letters) will be shown on the screen.
2. The player has to spot the character that is different from the others by pressing the button corresponding to that character.



11

NOTE:

This equipment has been tested and found to comply with the limits for a Class B digital device, pursuant to Part 15 of the FCC Rules. These limits are designed to provide reasonable protection against harmful interference in a residential installation. This equipment generates, uses, and can radiate radio frequency energy. If not installed and used in accordance with the instructions, it may cause harmful interference to radio communications. However, there is no guarantee that interference will not occur in a particular installation. If this equipment does cause harmful interference to radio or television reception, which can be determined by turning the equipment off and on, the user is encouraged to try to correct the interference by one or more of the following measures:

- Reorient or relocate the receiving antenna.
- Increase the separation between the equipment and receiver.
- Connect the equipment into an outlet on a circuit different from that to which the receiver is connected.
- Consult the dealer or an experienced radio TV technician for help.



DISPOSAL

Do not dispose of this product as unsorted municipal waste. Such waste should be collected separately for special treatment.

SAP No.:3001000498

15

Free Manuals Download Website

<http://myh66.com>

<http://usermanuals.us>

<http://www.somanuals.com>

<http://www.4manuals.cc>

<http://www.manual-lib.com>

<http://www.404manual.com>

<http://www.luxmanual.com>

<http://aubethermostatmanual.com>

Golf course search by state

<http://golfingnear.com>

Email search by domain

<http://emailbydomain.com>

Auto manuals search

<http://auto.somanuals.com>

TV manuals search

<http://tv.somanuals.com>