



Battery Charger

Intellectual property notices

© 2006 Palm, Inc. All rights reserved.

Palm, Treo, and the Palm logo are among the trademarks or registered trademarks owned by or licensed to Palm, Inc. All other brand and product names are or may be trademarks of, and are used to identify products or services of, their respective owners.

The TREO trademark is used by Palm in Sweden and Denmark with the express consent of Pfizer and its affiliated companies. The products marketed and/or sold by Palm under the TREO trademark are in no way affiliated with Pfizer or its business.

Varumärket Treo används av Palm i Sverige och Danmark med uttryckligt tillstånd från Pfizer och dess dotterbolag. De produkter som marknadsförs och/eller säljs av Palm under varumärket Treo ska på inget sätt alls kopplas samman med Pfizer eller dess verksamhet.

Treo-varemærket anvendes af Palm i Danmark og Svirge med udtrykkelig tilladelse fra Pfizer og Pfizers associerede selskaber. De produkter, der markedsføres og/eller sælges af Palm under

Treo-varemærket, er på ingen måde tilknyttet Pfizer eller Pfizers virksomhed.

Disclaimer and limitation of liability

Palm, Inc. assumes no responsibility for any loss or claims by third parties which may arise through the use of this device and any accompanying or associated software provided by Palm, Inc.

Palm, Inc. assumes no responsibility for any damage or loss caused by deletion of data as a result of malfunction, dead battery, or repairs. Be sure to make backup copies of all important data on other media to protect against data loss.

Palm, Inc. assumes no responsibility for any damage or loss resulting from the use of this manual. Palm, Inc. assumes no responsibility for any loss or claims by third parties that may arise through the use of this product.

v. 1.0

Introduction

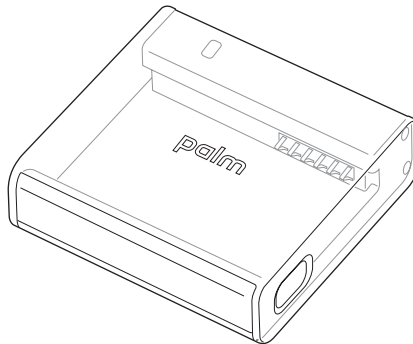
The Palm® Battery Charger is a convenient, pocket-sized traveler's charger for various Palm® smartphone batteries, including the following:

- Treo™ 650 smartphone batteries
- Treo™ 680 smartphone batteries
- Treo™ 700p smartphone batteries
- Treo™ 700w smartphone batteries
- Treo™ 700wx smartphone batteries

- Treo™ 750 smartphone batteries

NOTE For a complete list of compatible smartphone batteries, go to www.palm.com.

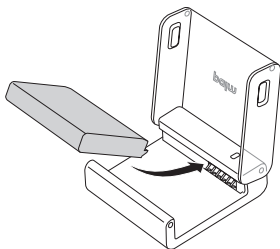
Working with the AC charger that came with your smartphone or another power supply approved by Palm, the Battery Charger ensures that your smartphone battery is ready to use whenever you need it.



Using your Battery Charger

To charge a smartphone battery with your Battery Charger, do the following:

- 1 With your thumb and index finger on each side of the lid, open the Battery Charger.
- 2 Insert a smartphone battery into the Battery Charger so that the battery contacts align with the contacts in the Battery Charger.

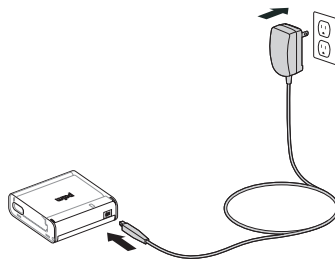


- 3 Close the lid until it lightly snaps shut.

- 4 Connect the AC charger that came with your smartphone to the Battery Charger so that the white triangles are aligned.

NOTE Connecting other power supplies to the Battery Charger may damage or destroy your smartphone battery. Use only power supplies that are approved by Palm. For more information, go to www.palm.com.

- 5 Connect the AC charger to a wall outlet.



- 6 Check the indicator light to confirm that the smartphone battery is being charged.

Solid red indicates that your smartphone battery is being charged.

Solid green indicates that your smartphone battery is charged.

Flashing yellow indicates that the battery being charged has become too hot or too cold to safely charge. Move the Battery Charger to a location that is at room temperature.

Solid yellow indicates a damaged battery or a power-supply error.

CAUTION If the indicator light is solid yellow, immediately disconnect your Battery Charger. Be sure you are using a functional Palm smartphone battery as well as a functional Palm power supply.

NOTE For additional troubleshooting information for your Battery Charger, go to www.palm.com/support.

Caring for your Battery Charger

General information

- Use only the AC charger that came with your smartphone, a Palm® Vehicle

Power Charger, or another power supply approved by Palm.

CAUTION Do not use power supplies that are not approved by Palm. They could damage the Battery Charger or the battery being charged and may cause personal injury.

- Don't use the Battery Charger in areas where sparks could pose a hazard.
- Don't let the Battery Charger's metal contacts or electrical socket come in contact with metal objects.
- Keep the metal contacts and the electrical socket on the Battery Charger clean and free from debris that could obstruct charging or could cause a short circuit.
- Don't expose the Battery Charger or your spare batteries to rain or other liquids.
- Avoid using the Battery Charger at high temperatures (above 60°C/134°F), such as in a hot vehicle or in direct sunlight.

Battery safety and disposal information

- Keep the metal contacts on the battery clean.
- Don't attempt to disassemble or short-circuit the battery.

CAUTION To avoid being burned, don't handle a damaged or leaking lithium-ion (Li-ion) battery.

- Never dispose of a battery by incineration.

CAUTION Burning a battery may cause an explosion and personal injury.

- Be sure to dispose of your battery in an environmentally responsible and legal way.

NOTE In some areas, the disposal of batteries in household or business trash may be prohibited. For battery disposal instructions, visit www.palm.com/environment.

Important safety and legal information

FCC statement

This device complies with part 15 of the FCC rules. Operation is subject to the following two conditions:

(1) This device may not cause harmful interference, and (2) this device must accept any interference received, including interference that may cause undesired operation.

This equipment has been tested and found to comply with the limits for a Class B digital device, pursuant to Part 15 of the FCC rules.

These limits are designed to provide reasonable protection against harmful interference in a residential installation. This equipment generates, uses, and can radiate radio frequency energy and, if not installed and used in accordance with the instructions, may cause harmful interference to radio communications. However, there is no guarantee that interference will not occur in a particular installation. If this equipment does cause harmful interference to radio or television reception, which can be determined by turning the equipment off and on, the user is encouraged to try to correct the interference by one or more of the following measures:

- Reorient or relocate the receiving antenna.
- Increase the separation between the equipment and receiver.
- Connect the equipment into an outlet on a circuit different from that to which the receiver is connected.
- Consult the dealer or an experienced radio/TV technician for help.

The use of shielded I/O cables is required when connecting this equipment to any and all optional peripheral or host devices. Failure to do so may violate FCC rules.

IMPORTANT Changes or modifications not covered in this manual must be approved in writing by the manufacturer's Regulatory Engineering Department. Changes or modifications made without

written approval may void the user's authority to operate this equipment.

Responsible party:

Palm, Inc.
950 W. Maude Avenue
Sunnyvale, CA 94085-2801
United States of America
(408) 617-7000
www.palm.com



**Smartphone Cradle
Tested to Comply
With FCC Standard
FOR HOME OR OFFICE USE**

Canadian ICES-003 statement

This Class B digital apparatus meets all requirements of the Canadian Interference-Causing Equipment Regulations.

Cet appareil numérique de la classe B respecte toutes les exigences du Règlement sur le matériel brouilleur du Canada.



CE compliance statement

This product was tested by Palm, Inc. and found to comply with all the requirements of the EMC Directive 89/336/EEC as amended.

Static Electricity, ESD, and Your Palm Device

Electrostatic discharge (ESD) can cause damage to electronic devices if discharged into the device, so you should take steps to avoid such an occurrence.

Description of ESD Static electricity is an electrical charge caused by the buildup of excess electrons on the surface of a material. To most people, static electricity and ESD are nothing more than annoyances. For example, after walking over a carpet while scuffing your feet, building up electrons on your body, you may get a shock—the discharge event—when you touch a metal doorknob. This little shock discharges the built-up static electricity.

ESD-susceptible equipment Even a small amount of ESD can harm circuitry, so when working with electronic devices, take measures to help protect your electronic devices, including your Palm® device, from ESD harm. While Palm has built protections against ESD into its products, ESD unfortunately exists and, unless neutralized, could build up to levels that could harm your equipment. Any electronic device that contains an external entry point for plugging in anything from cables to docking stations is susceptible to entry of ESD. Devices that you carry with you, such as your Palm device, build up ESD in a unique way because the static electricity that may have built up on your body is automatically passed to the device. Then, when the device is connected to another device such as a docking station, a discharge event can occur.

Precautions against ESD Make sure to discharge any built-up static electricity from yourself and your electronic devices before touching an electronic device or connecting one device to another. The recommendation from Palm is that you take this precaution before connecting your Palm device to your computer, placing a device in a

cradle, or connecting it to any other device. You can do this in many ways, including the following:

- Ground yourself when you're holding your device by simultaneously touching a metal surface that is at earth ground. For example, if your computer has a metal case and is plugged into a standard three-prong grounded outlet, touching the case should discharge the ESD on your body.
- Increase the relative humidity of your environment.
- Install ESD-specific prevention items, such as grounding mats.

Conditions that enhance ESD occurrences Conditions that can contribute to the buildup of static electricity in the environment include the following:

- Low relative humidity.
- Material type. (The type of material gathering the charge. For example, synthetics are more prone to static buildup than natural fibers like cotton.)
- The rapidity with which you touch, connect, or disconnect electronic devices.

While you should always take appropriate precautions to discharge static electricity, if you are in an environment where you notice ESD events, you may want to take extra precautions to protect your electronic equipment against ESD.



For information on environmental programs, visit www.palm.com/environment.

Free Manuals Download Website

<http://myh66.com>

<http://usermanuals.us>

<http://www.somanuals.com>

<http://www.4manuals.cc>

<http://www.manual-lib.com>

<http://www.404manual.com>

<http://www.luxmanual.com>

<http://aubethermostatmanual.com>

Golf course search by state

<http://golfingnear.com>

Email search by domain

<http://emailbydomain.com>

Auto manuals search

<http://auto.somanuals.com>

TV manuals search

<http://tv.somanuals.com>