


The Scorpion[®] Ultra 12"



The Peavey Scorpion[®] Ultra 12" loudspeaker was designed for high level guitar applications. The large diameter edgewound aluminum voice coil will ensure high power handling and reliable operation in the most demanding situation. The large spoke diecast aluminum frame and field replaceable cone assembly are features found only in premium transducers.

The Scorpion Ultra 12", 8 ohm speaker contains a 2.5 inch voice coil incorporating the largest magnet structure ever in a Scorpion Series speaker. The sound characteristics have been emphasized on lead guitar for those full and rich lead voicings typical of contemporary music.

SPECIFICATIONS


Diameter - 12 inches
Nominal Impedance - 8 ohms
Power Handling Capacity -
 Continuous 150 Watts
 Program* 300 Watts
Sensitivity 103 dB (8 ohms)
Voice Coil Diameter 2.5 inches
Depth 5¼ inches
Net Weight 18 Lbs.

*This specification requires a minimum of 3dB of amplifier headroom.

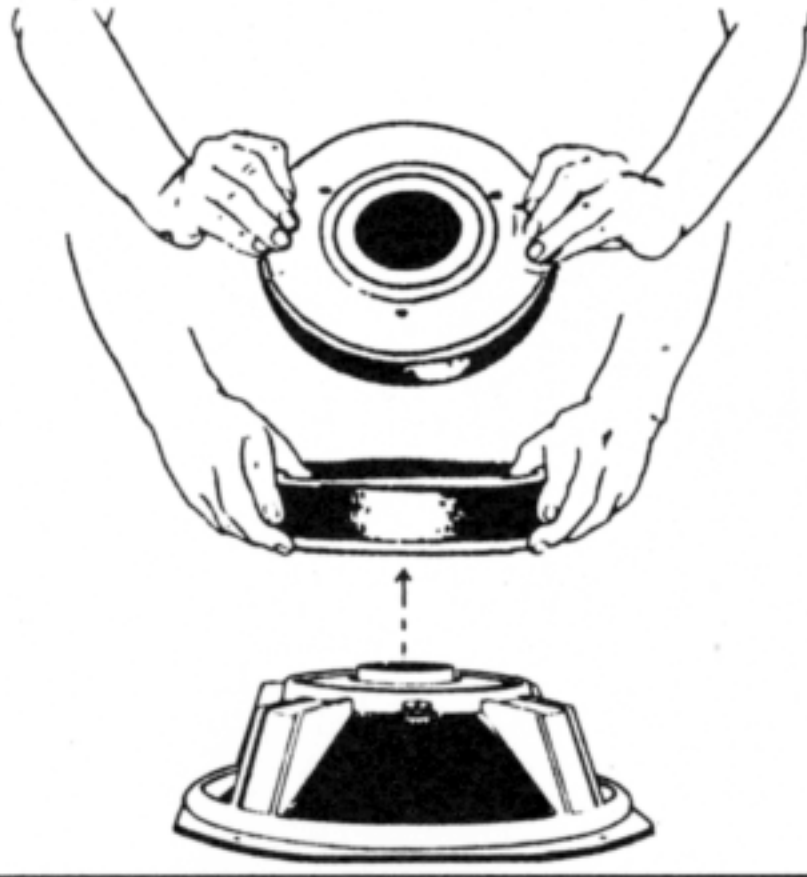
BASKET ASSEMBLY REPLACEMENT

Prior to replacement procedure, clean work area of all metal objects and other debris.

With the speaker lying face down, remove the three screws on the back of the magnet structure.



When the three screws are removed, carefully lift the magnet structure vertically from the basket assembly and flip structure over with the gap up.



Clean the voice coil "gap" to remove any foreign matter. Fold a strip of masking tape into a small triangle with the adhesive side out for this procedure.



Place the magnet structure on a flat surface with the "gap" facing upward and carefully lower the new basket assembly onto the magnet structure. Use extreme care in order to avoid damaging the voice coil.



Firmly grasp both the basket assembly and the magnet structure with both hands and carefully turn the entire assembly over on its face.



With the speaker face down, replace the three screws and tighten.



PEAVEY TRANSDUCER WARRANTY

Peavey Transducers are warranted to the original purchaser to be free from defects in workmanship and materials for one year after initial purchase date. This warranty is contingent upon proper use of the transducer and does not warrant suitability for any single application or location. Transducers that have been abused in any fashion, modified or tampered with, are not covered under this warranty. Warranty status shall be determined by Peavey Electronics Corp. upon inspection of inoperative unit at the factory.

Transducers that are returned for warranty service **must** be sent **prepaid** to the factory for inspection and/or service. A **copy** of the sales receipt on the original purchase of the transducer, along with a description of the problem, must be **enclosed** with the returned unit. Please be sure to include your return address.

This warranty applies only to those transducers manufactured by Peavey Electronics Corporation.

Due to our efforts for constant improvement, features and specifications are subject to change without notice.



PEAVEY ELECTRONICS CORPORATION
711 A Street/Meridian, MS 39301/U.S.A.
Telephone: (601) 483-5365/Telex: 504115

©1987 Printed in the U.S.A.

#80300725 2/87

Free Manuals Download Website

<http://myh66.com>

<http://usermanuals.us>

<http://www.somanuals.com>

<http://www.4manuals.cc>

<http://www.manual-lib.com>

<http://www.404manual.com>

<http://www.luxmanual.com>

<http://aubethermostatmanual.com>

Golf course search by state

<http://golfingnear.com>

Email search by domain

<http://emailbydomain.com>

Auto manuals search

<http://auto.somanuals.com>

TV manuals search

<http://tv.somanuals.com>