

PEAVEY ELECTRONICS

118 Sub™ HC Subwoofer

SPECIFICATIONS

Frequency Response:

42 Hz - 1 kHz

Low Frequency Limit (-3 dB point):

42 Hz

Useable Low Frequency Limit**(-10 dB point):**

35 Hz

Power Handling:

350W continuous (52.9V RMS)

700W program

**Sound Pressure Level 1 Watt at 1
Meter Swept Sine Input in Anechoic
Environment:**

100 dB

Maximum Sound Pressure Level:

127 dB

Transducer Complement:

One 18" Kevlar impregnated 1801-8 Black
Widow® woofer

Tuning Frequency (F box):

42 Hz

Impedance (Nominal):

8 ohms

Impedance (Minimum):

7.9 ohms

Input Connections:

Two 1/4" female connectors in parallel

Enclosure Materials and Finish:

High density, 7 ply, 3/4 plywood, covered
with wear-resistant black carpet, reinforced
with steel corners.

Mounting:

Four large rubber feet for floor standing
use.

Dimensions:

26.25" (66.6cm) W x 37" (93.9cm) H x

20 1/4" (51.4cm) D

**Optional Accessories:**

Peavey ECS™ 250, 600 or 800 two-way
passive crossovers, Peavey CS®-Series
plug-in crossover modules (PL™-100 thru
800), Peavey XD 3/4 stereo three-way/mono
crossover, Peavey PC4-XL™ Digital Cross-
over

Net Weight:

96.09 lbs.

Additional Remarks:

Recommend low pass crossover fre-
quency no higher than 250 Hz when
used as a subwoofer, and no higher
than 1 kHz when used as a woofer.



DESCRIPTION

The 118 Sub™ HC is an add-on sub-woofer optimally tuned and cosmetically matched to work with the International Series HC enclosures, yet versatile and powerful enough to be used with any multi-way system. The utility of this enclosure is not limited merely to sound reinforcement, but encompasses high level drum monitoring and furnishing the bass foundation for keyboards, etc.

The enclosure is constructed of 7 ply, 3/4" high-density plywood, covered with a durable, wear-resistant black carpet, and reinforced with steel corners. A recessed handle on either side allows ease of transport and set-up. This extended low frequency enclosure is comprised of an 18" Kevlar impregnated 1801-8 Black Widow woofer mounted in a vented direct-radiator configuration, providing tight deep bass without any hint of boom or muddiness. Two 1/4" female connectors in parallel provide the input connection.

FREQUENCY RESPONSE

This measurement is useful in determining how accurately a given enclosure reproduces an input signal. The frequency response of the 118 Sub HC is measured at 1 meter using a 2.82 volt swept sine input. As shown in Figure 1, the selected drivers in the 118 Sub HC combine to give a smooth frequency response from 42 Hz to 1 kHz.

POWER HANDLING

There are many different approaches to power handling ratings. Peavey rates this speaker system's power handling using a modified form of the AES Standard 2-1984. Utilizing audio band (20 Hz-20 kHz) pink noise with peaks over four times the RMS level, this strenuous test signal assures the user that every portion of this system can withstand today's high technology music. The test signal contains large amounts of very low frequency energy, effectively simulating the frequency content of live music situations. The full measure of high frequencies in the test signal allow for exposure of the speaker system to synthesized tones that may

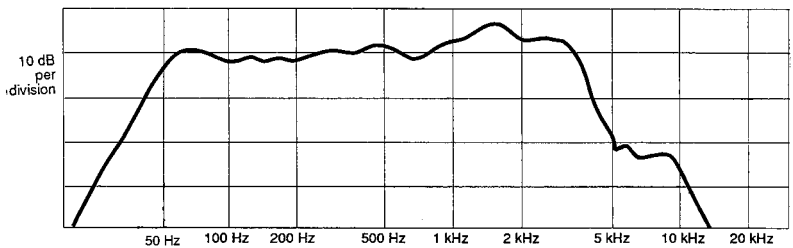


Figure 1. FREQUENCY RESPONSE

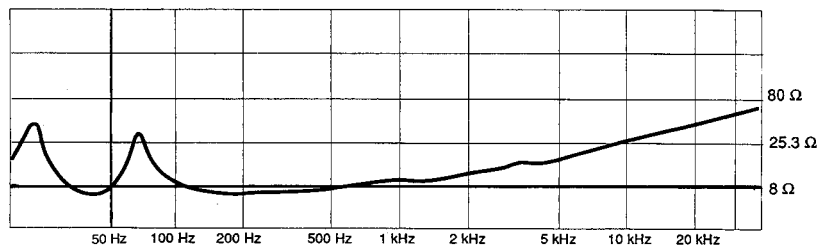


Figure 2. IMPEDANCE

extend beyond audibility. This rating is contingent on having a minimum 3 dB of amplifier headroom available.


ARCHITECTURAL & ENGINEERING SPECIFICATIONS

The loudspeaker system shall have an operating bandwidth of 42 Hz to 1 kHz. The output level shall be 100 dB

when measured at a distance of one meter with an input of one watt. The nominal impedance shall be 8 ohms. The continuous power handling shall be 350 watts, with minimum amplifier headroom of 3 dB. The outside dimensions shall be 26.25" wide by 37" high by 20 1/4" deep. The weight shall be 96.09 pounds. The loudspeaker system shall be a Peavey model 118 Sub™ HC.

ONE YEAR LIMITED WARRANTY—


NOTE: For details, refer to the warranty statement. Copies of this statement may be obtained by contacting Peavey Electronics Corporation, P.O. Box 2898, Meridian, MS 39302-2898.


118-SUB™ HC

BASS ENCLOSURE
A PRODUCT OF PEAVEY ELECTRONICS CORP.
MERIDIAN, MS MADE IN U.S.A.

MAX POWER: 700W RMS
(PROGRAM)
350W RMS
(53V RMS CONT.)

IMPEDANCE: 8 OHMS

INPUTS


EQUIPPED WITH PEAVEY BLACK WIDOW®
LOUDSPEAKER BUILT UNDER U.S. PATENT
NUMBER 4,421,956

Free Manuals Download Website

<http://myh66.com>

<http://usermanuals.us>

<http://www.somanuals.com>

<http://www.4manuals.cc>

<http://www.manual-lib.com>

<http://www.404manual.com>

<http://www.luxmanual.com>

<http://aubethermostatmanual.com>

Golf course search by state

<http://golfingnear.com>

Email search by domain

<http://emailbydomain.com>

Auto manuals search

<http://auto.somanuals.com>

TV manuals search

<http://tv.somanuals.com>