



**PEAVEY**<sup>®</sup>  
ARCHITECTURAL ACOUSTICS<sup>®</sup>

# PR<sup>™</sup> 600

## Two-Way Sound System

### SPECIFICATIONS

#### SPECIFICATIONS:

##### Enclosure:

PR<sup>™</sup> 600

##### Frequency Response, 1 Meter on Axis, Swept Sine Averaged Across Operating Bandwidth in Anechoic Environment:

100 Hz-20 kHz +/- 3 dB

##### Low Frequency Limit (-3 dB point):

100 Hz

##### Usable Low Frequency Limit (-10 dB point):

80 Hz

##### Power Handling:

80 watts continuous (20 volts RMS)  
160 watts program

##### Sound Pressure Level, 1 Watt at 1 Meter, Swept Sine Input in Anechoic Environment:

91 dB

##### Maximum Sound Pressure Level:

110 dB

##### Radiation Angle Measured at -6 dB Point of Polar Response, Swept Sine Input:

Horizontal Plane:	Vertical Plane:
<b>250-500 Hz</b> 200° +/- 20°	<b>250-500 Hz</b> 240° +/- 30°
<b>500-10,000 Hz</b> 120° +/- 55°	<b>500-10,000 Hz</b> 130° +/- 50°
<b>10,000-16,000 Hz</b> 70° +/- 10°	<b>10,000-16,000 Hz</b> 70° +/- 10°

##### Directivity Factor Q, 500 Hz —16,000 Hz Median:

4.4 (+4.5, -3.1)

##### Directivity Index D<sub>i</sub>, 500—16,000 Hz Median:

6.4 dB (+3.2 dB, -5.3 dB)

##### Transducer Complement:

1-6" woofer  
1-¾" conical tweeter

##### Box Tuning Frequency:

95 Hz

##### Crossover Frequency:

3500 Hz

##### Crossover Type:

Two-way passive

##### Crossover Slope:

12 dB/octave (2nd order) low pass  
12 dB/octave (2nd order) high pass

##### Impedance (Nominal):

8 ohms

##### Impedance (Minimal):

8 ohms

##### Input Connections:

2 slide terminals

##### Enclosure Materials and Finish:

Black polypropylene

##### Mounting:

Flying via four threaded inserts  
compatible with Omnimount series 75  
hardware

##### Dimensions:

7½" W × 11½" H × 6½" D

##### Net Weight:

7 lbs (3.2 kg)

#### DESCRIPTION

The PR<sup>™</sup> 600 combines the best in sound quality and usability in an attractive, versatile package. The 8 ohm enclosure features a specially designed 6" woofer and a conical tweeter which are protected by a sturdy metal grille. The two speaker components combine to produce a frequency response of 100 Hz to 20 kHz and a sensitivity of 91 dB at 1 watt, 1 meter. The trapezoidal enclosures are constructed of durable black polypropylene and are easily painted for custom installations. The sides of the PR 600 are specially slotted with a unique patent pending design so that adjacent enclosures will interlock easily with one another. In addition, the PR 600 comes with four threaded inserts, which make the enclosure compatible with Omnimount Series 75 hardware.

**DIRECTIVITY**

This specification serves as a reference to describe the coverage characteristics of an enclosure. Directivity parameters provide insight for proper speaker placement and installation in a chosen environment. The PR™ 600 exhibits nominal 70° × 70° coverage over the entire frequency band.

**FREQUENCY RESPONSE**

The measurement is useful in determining how accurately a given enclosure reproduces an input signal. The frequency response of the PR™ 600 is measured at 1 meter using a 2.82 volt swept sine input. As shown in Figure 1, the selected drivers in the PR 600 combine to give a smooth frequency response from 100—20,000 Hz.

**POWER HANDLING**

There are many different approaches to power handling ratings, the most common being EIA standard RS-426A. The derived shape of this test spectrum was an attempt to simulate the spectral content of contemporary music. Although it does resemble contemporary music, EIA-RS-426A does not contain the same levels of very low frequency material found in live music situations. Very high levels of low frequency material produce distortion and, ultimately, device failure. The presence of the low frequency material will therefore yield lower device ratings than produced by EIA standard RS-426A. Although the Peavey ratings are lower than those produced by the EIA test spectrum, they are far more reliable and will have a direct correlation to real world situations.

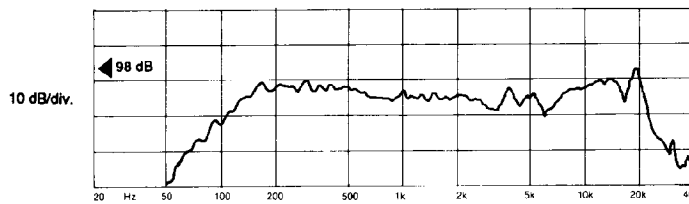


Figure 1. FREQUENCY RESPONSE

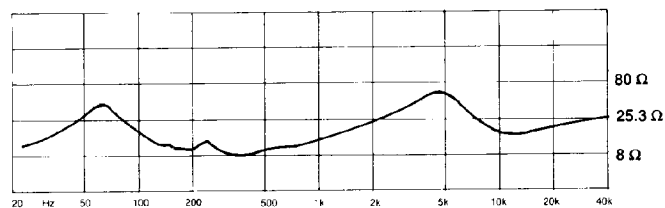


Figure 2. IMPEDANCE

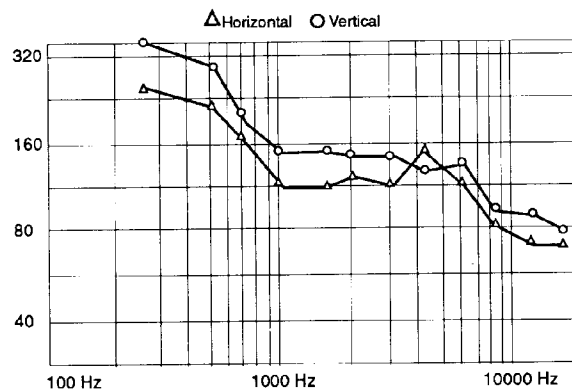


Figure 3. BEAMWIDTH VS. FREQUENCY

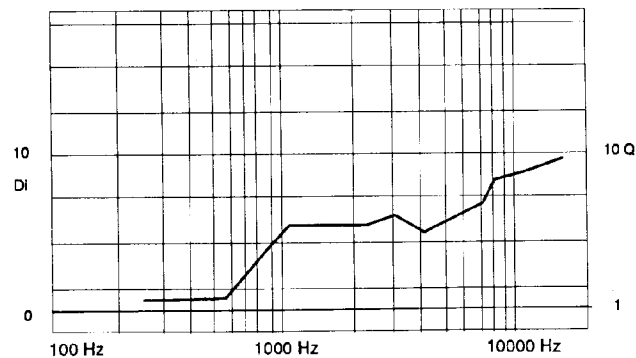
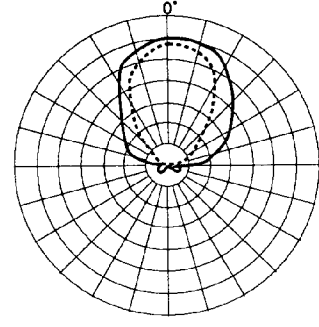
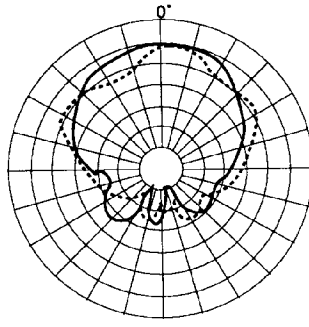
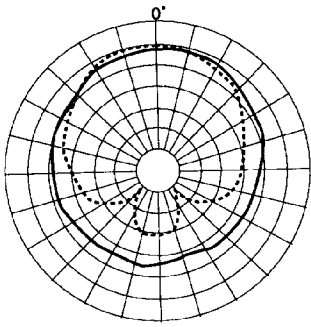


Figure 4. DIRECTIVITY

5 dB per Division

### HORIZONTAL



— 500 Hz  
- - - 1 kHz

— 2 kHz  
- - - 4 kHz

— 8 kHz  
- - - 16 kHz

5 dB per Division

### VERTICAL

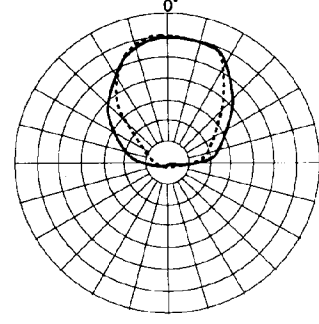
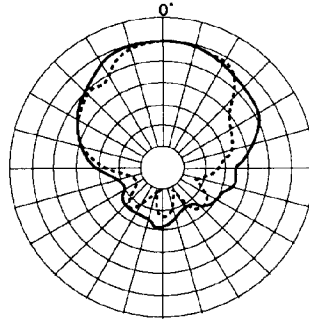
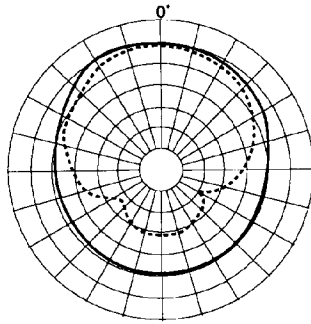



Figure 5. POLAR PATTERNS



## **MOUNTING**

Omnimount 75, interlock to form array. No more than three PR™ 600 units should be suspended from a single Omnimount 75 mounting system. No other suspending hardware is recommended. All associated rigging is the responsibility of others.

## **ARCHITECTURAL & ENGINEERING SPECIFICATIONS**

The loudspeaker system shall have an operating bandwidth of 100 Hz to 20 kHz. The output level shall be 91 dB when measured at a distance of one meter with an input of one watt. The nominal impedance shall be 8 ohms. The continuous power handling shall be 80 watts, maximum program power of 160 watts, with a minimum amplifier headroom of 3 dB. The nominal radiation geometry shall be 70 degrees in the horizontal plane and 70 in the vertical plane. The outside dimensions shall be 7½ inches wide by 11½ inches high by 6½ inches deep. The weight shall be 7 lbs. The loudspeaker system shall be a Peavey Architectural Acoustics Division model PR™ 600.

## **WARRANTY**

Peavey Electronics Corporation warrants to the original purchaser of this new Architectural Acoustics product that it is free from defects in material and workmanship. If within one (1) year from date of purchase a properly installed product proves to be defective and Peavey is notified, Peavey will repair or replace it at no charge. (Note: Batteries and patch cords not covered.) "Original purchaser" means the customer for whom the product is originally installed.

Damage resulting from improper installation, interconnection of a unit or system of another manufacturer, accident or unreasonable use, neglect or any other cause not arising from defects in material and workmanship is not covered by this warranty. The warranty is valid only as to products purchased and installed in the United States.

**THIS LIMITED WARRANTY IS IN LIEU OF ANY AND ALL WARRANTIES, EXPRESSED OR IMPLIED, INCLUDING THE IMPLIED WARRANTIES OF MERCHANTABILITY AND FITNESS FOR A PARTICULAR USE. UNDER NO CIRCUMSTANCES WILL PEAVEY BE LIABLE FOR ANY LOST PROFITS, LOST SAVINGS, INCIDENTAL DAMAGES OR CONSEQUENTIAL**

**DAMAGES ARISING OUT OF THE USE OR INABILITY TO USE THE PRODUCT, EVEN IF PEAVEY HAS BEEN ADVISED OF THE POSSIBILITY OF SUCH DAMAGE. THIS LIMITED WARRANTY IS THE ONLY EXPRESS WARRANTY ON THIS PRODUCT, AND NO OTHER STATEMENT, REPRESENTATION, WARRANTY OR AGREEMENT BY ANY PERSON SHALL BE VALID OR BINDING UPON PEAVEY.**

Peavey's liability to the original purchaser for damages for any cause whatsoever and regardless of the form of action, is limited to the actual damages up to the greater of Five Hundred Dollars (\$500) or an amount equal to the purchase price of the product that caused the damage or that is the subject of or is directly related to the cause of action. This limitation of liability will not apply to claims for personal injury or damage to real property or tangible personal property allegedly caused by Peavey's negligence. For information on service under this warranty, call a Peavey customer service representative at (601) 483-5376.

Features and specifications are subject to change without notice.

***Peavey Architectural Acoustics Products Are Engineered and Manufactured  
in Our Facilities in the U.S.A. and England***

**PEAVEY®**  
ARCHITECTURAL ACOUSTICS®

A DIVISION OF PEAVEY ELECTRONICS CORPORATION 711 A Street / Meridian, MS 39302-2898 / U.S.A. / Telephone: (601) 483-5377 / Telex: 504115 / Fax: 484-4278

©1988

5/88 #80300851

REV 01/89

Printed in U.S.A.

## Free Manuals Download Website

<http://myh66.com>

<http://usermanuals.us>

<http://www.somanuals.com>

<http://www.4manuals.cc>

<http://www.manual-lib.com>

<http://www.404manual.com>

<http://www.luxmanual.com>

<http://aubethermostatmanual.com>

Golf course search by state

<http://golfingnear.com>

Email search by domain

<http://emailbydomain.com>

Auto manuals search

<http://auto.somanuals.com>

TV manuals search

<http://tv.somanuals.com>