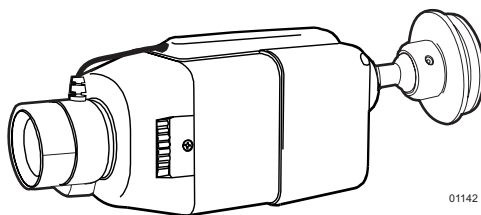




Installation/Operation

PCM5000
Light-Duty Camera Mount for the
MR5000 Series Public Viewing System

C226M (9/01)



01142

Pelco • 3500 Pelco Way • Clovis, CA 93612-5699 USA • **Pelco Online @ www.pelco.com**
In North America and Canada: Tel (800) 289-9100 • FAX (800) 289-9150 • DataFAX (800) 289-9108
International Customers: Tel +1(559) 292-1981 • FAX +1(559) 348-1120 • DataFAX +1(559) 292-0435
PelcoEurope BV • Dillenburg Center, Dillenburgstraat 7C • 5652 AM Eindhoven • The Netherlands
Tel +31(40) 251-9870 • FAX +31(40) 251-9835

IMPORTANT SAFEGUARDS AND WARNINGS

Prior to installation and use of this product, the following WARNINGS should be observed.

1. Installation and servicing should only be done by qualified service personnel and conform to all local codes.
2. Unless the unit is specifically marked as a NEMA Type 3, 3R, 3S, 4, 4X, 6 or 6P enclosure, it is designed for indoor use only and it must not be installed where exposed to rain and moisture.
3. Only use replacement parts recommended by Pelco.
4. After replacement/repair of this unit's electrical components, conduct a resistance measurement between line and exposed parts to verify the exposed parts have not been connected to line circuitry.

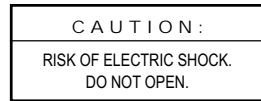
The product and/or manual may bear the following marks:



This symbol indicates that dangerous voltage constituting a risk of electric shock is present within this unit.



This symbol indicates that there are important operating and maintenance instructions in the literature accompanying this unit.



Please thoroughly familiarize yourself with the information in this manual prior to installation and operation.

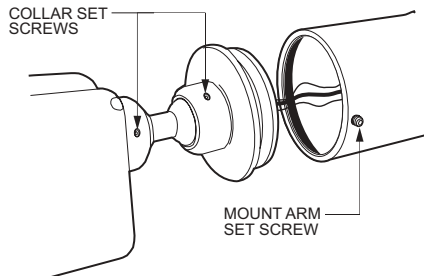
DESCRIPTION

The PCM5000 is a light-duty camera mount system designed specifically for Pelco's MR5000 Series Public Viewing System. The mount can be used with a CC3500, MC3500, CC3600 or MC3600 Series camera. Video and power connections are integrated into the mount making installation quick and easy.

Pelco's MR5000 Series Public Viewing System is specifically designed for retail applications to provide a clear, visual warning to potential shoplifters that these premises are under surveillance. When properly installed the station is an effective deterrent against shoplifting.

INSTALLATION

1. Install the Camera Assembly onto the MR5000 Series Mount:
 - a. Remove the top or bottom end cap from the MR5000 Series monitor mount arm.
 - b. Pull video and electrical wire/cable for the camera out through the end of the mount arm. Make all camera video and electrical connections.
 - c. Connect the camera assembly onto the end of the MR5000 Series monitor mount arm. Tighten the mount arm set screws to secure the camera assembly.
2. Do the following to place the camera in the desired viewing position:
 - a. Loosen the collar set screws and adjust the ball and swivel assembly of the mount.
 - b. When the camera is in the ideal viewing position, tighten set screws to secure assembly.



WARRANTY AND RETURN INFORMATION

WARRANTY

Pelco will repair or replace, without charge, any merchandise proved defective in material or workmanship for a period of one year after the date of shipment. Exceptions to this warranty are as noted below:

- Five years on Pelco manufactured cameras (CC3500/CC3600 and MC3500/MC3600 Series); two years on all other cameras.
- Three years on Genex[®] Series (multiplexers, server, and keyboard).
- Two years on all standard motorized and fixed focal length lenses.
- Two years on Legacy[®], Camclosure[™] Camera Systems, CM6700/CM6800/CM8500/CM9500/CM9740/CM9750/CM9760 Matrix, DF5 Series and DF8 Fixed Dome products.
- Two years on Spectra[®] and Esprit[™], including when used in continuous motion applications.
- Two years on WW5700 series window wiper (excluding wiper blades).
- Eighteen months on DX Series digital video recorders.
- Six months on all pan and tilts, scanners or preset lenses used in continuous motion applications (that is, preset scan, tour and auto scan modes).

Pelco will warrant all replacement parts and repairs for 90 days from the date of Pelco shipment. All goods requiring warranty repair shall be sent freight prepaid to Pelco, Clovis, California. Repairs made necessary by reason of misuse, alteration, normal wear, or accident are not covered under this warranty.

Pelco assumes no risk and shall be subject to no liability for damages or loss resulting from the specific use or application made of the Products. Pelco's liability for any claim, whether based on breach of contract, negligence, infringement of any rights of any party or product liability, relating to the Products shall not exceed the price paid by the Dealer to Pelco for such Products. In no event will Pelco be liable for any special, incidental or consequential damages (including loss of use, loss of profit and claims of third parties) however caused, whether by the negligence of Pelco or otherwise.

The above warranty provides the Dealer with specific legal rights. The Dealer may also have additional rights, which are subject to variation from state to state.

If a warranty repair is required, the Dealer must contact Pelco at (800) 289-9100 or (559) 292-1981 to obtain a Repair Authorization number (RA), and provide the following information:

1. Model and serial number
2. Date of shipment, P.O. number, Sales Order number, or Pelco invoice number
3. Details of the defect or problem

If there is a dispute regarding the warranty of a product which does not fall under the warranty conditions stated above, please include a written explanation with the product when returned.

Method of return shipment shall be the same or equal to the method by which the item was received by Pelco.

RETURNS

In order to expedite parts returned to the factory for repair or credit, please call the factory at (800) 289-9100 or (559) 292-1981 to obtain an authorization number (CA number if returned for credit, and RA number if returned for repair). Goods returned for repair or credit should be clearly identified with the assigned CA/RA number and freight should be prepaid. All merchandise returned for credit may be subject to a 20% restocking and refurbishing charge.

Ship freight prepaid to: Pelco
3500 Pelco Way
Clovis, CA 93612-5699

© Pelco, the Pelco logo, Spectra, Genex, and Legacy are registered trademarks of Pelco.
™ Esprit and Camclosure are trademarks of Pelco.
© Copyright 2001, Pelco. All rights reserved.

REVISION HISTORY

Manual #	Date	Comments
C226M	9/01	Original version.

Free Manuals Download Website

<http://myh66.com>

<http://usermanuals.us>

<http://www.somanuals.com>

<http://www.4manuals.cc>

<http://www.manual-lib.com>

<http://www.404manual.com>

<http://www.luxmanual.com>

<http://aubethermostatmanual.com>

Golf course search by state

<http://golfingnear.com>

Email search by domain

<http://emailbydomain.com>

Auto manuals search

<http://auto.somanuals.com>

TV manuals search

<http://tv.somanuals.com>