

Preface

Thank you for choosing iPYLE PiFMPK9 Car FM Transmitter with Ipod docking. This device is a full band Car FM Transmitter with frequency range from 88.1MHz to 107.9MHz. Totally there are 199 selectable frequencies. Up to 10 frequently used frequencies can be stored into memory for future use. It has power off memory. The last used frequency before power off can be kept in memory. When you use this unit next time, the last used frequency will be displayed automatically.

To use this unit correctly, smoothly and comfortably, please read this instruction manual carefully before operation.

-1-

Remarks before using

To protect unit's excellent functions, avoid using it in the following environment:

1. Too much moisture
2. Too high temperature
3. At direct sunlight
4. To be easy to fall off

Pay attention in the listening:

1. To avoid harm to your ear, please choose suitable volume level.
2. To adjust the volume, please don't turn up to very high level to avoid damage to your car speaker system.
3. Please be more careful or stop using in any environment with potential danger

-2-

Unit Features

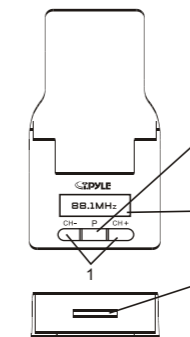
1. No need to change any equipment of car. Just plug the cigar head into cigarette lighter socket.
2. Special port for Ipod with charge function.
3. It is perfect for all kinds of Ipod such as Ipod mini, Ipod nano, Ipod Video.
4. Built-in FM stereo wireless transmitter transmits the music from Ipod to car radio for playing. PLL circuit to ensure stability of frequency and prevent the frequency from skipping fast.
5. Full band to avoid interference. Frequency range is from 88.1MHz to 107.9MHz. Frequency interval is 0.1MHz. Up to 10 channels can be stored in memory.

-3-

6. Large size LCD digital display for frequency. Blue backlight design is convenient for operation in the dark place.
7. Transmitting range is more than 8M.
8. 3.5mm audio input jack for connecting external audio device with 3.5mm plug such as MP3, MP4, portable CD, DVD, etc.
9. 3.5mm audio output jack can output audio signal to other audio devices such as recording equipment.
10. Power off frequency memory function.
11. Auto ON when receive any audio signal. Auto OFF when no audio signal received in 50 seconds.

-4-

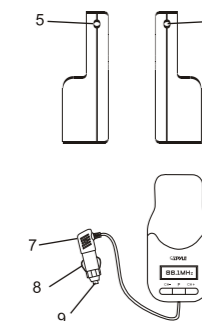
Unit Illustrations



1. Frequency up/down
2. Function keys: adjust/store frequency
3. LCD digital display
4. Ipod connector

-5-

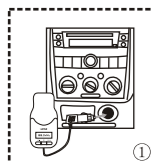
Unit Illustrations



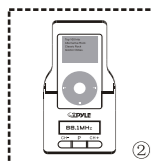
5. 3.5mm audio input jack
6. 3.5mm audio output jack
7. Cigar head
8. Polarity "-"
9. Polarity "+"

-6-

operation instructions



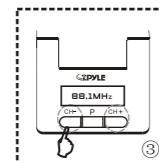
1. Plug cigar head into car cigarette lighter socket. LCD display lights up and shows current frequency.



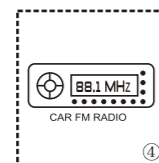
2. Plug Ipod into special port for Ipod. Press "play" to start playing.

-7-

operation instructions



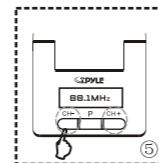
3. Press frequency up/down to set a suitable one for using. LCD display shows the frequency in using.



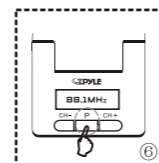
4. Turn on car radio. Adjust the frequency to the same one as transmitter manually or use AUTO SCAN function to set the frequency.

-8-

operation instructions



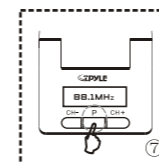
5. If any interference, please press CH+/CH- to choose another suitable frequency. Slightly press CH+/CH-, frequency will go up or down 0.1MHz. Press CH+/CH- for few seconds to fast forward or backward frequency.



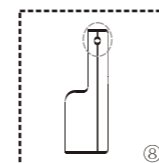
6. Press "P" to select previous stored channel. The frequency will cycle from CH01 to CH10. LCD will display first the selected CH NO and then frequency after one second.

-9-

operation instructions



7. To keep regular used frequency in memory, please set it as current frequency. Press down P for seconds until CH NO flashes to enter CH saving mode. Adjust CH+, CH- to choose the location(CH NO.) for the frequency you want to save. Press P to keep both CH NO and frequency in memory.



8. If use MP3, MP4, portable CD, DVD or other 3.5mm audio input, please connect the 3.5mm audio cable to 3.5mm input jack.

-10-

Specifications

Frequency Range: 88.1MHz-107.9MHz (frequency interval is 0.1MHz)
Frequency Stability: +10PPM (-10°C~+50°C)
Noise Limitation: ≥60dB
Frequency deviation: ≤75KHz
Trasnmitting range: ≥8M
Audio input bandwidth: 100~15000Hz
Power Supply: DC12V

-11-

i.PYLE

PiFMPK9

Ipod Car FM Transmitter

Instruction Manual

www.pyleaudio.com

Free Manuals Download Website

<http://myh66.com>

<http://usermanuals.us>

<http://www.somanuals.com>

<http://www.4manuals.cc>

<http://www.manual-lib.com>

<http://www.404manual.com>

<http://www.luxmanual.com>

<http://aubethermostatmanual.com>

Golf course search by state

<http://golfingnear.com>

Email search by domain

<http://emailbydomain.com>

Auto manuals search

<http://auto.somanuals.com>

TV manuals search

<http://tv.somanuals.com>