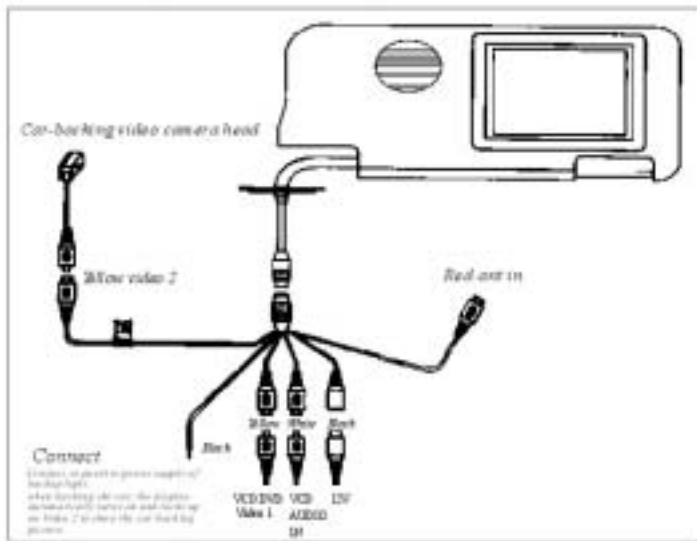


VI. LCD Color TV Receiver

4. Connection Diagram of Car-Backing Rearview System:

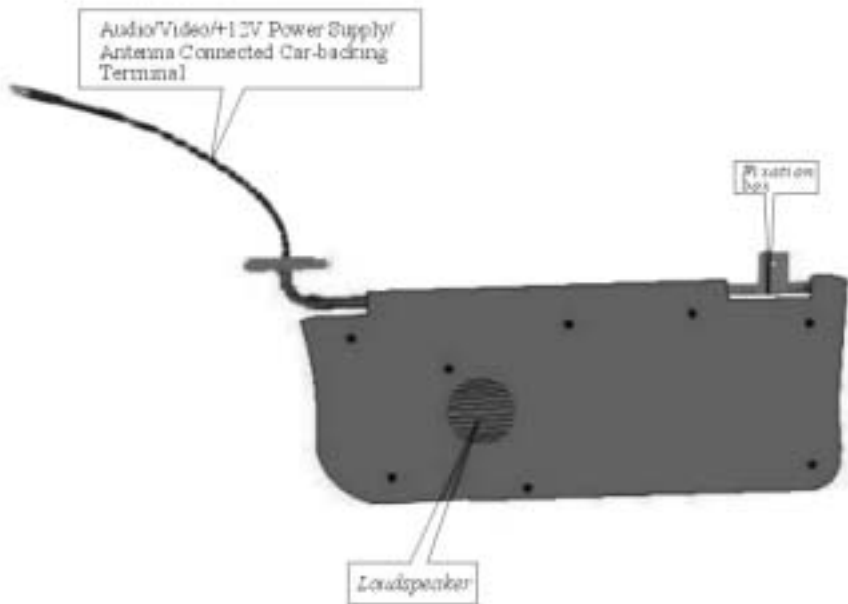
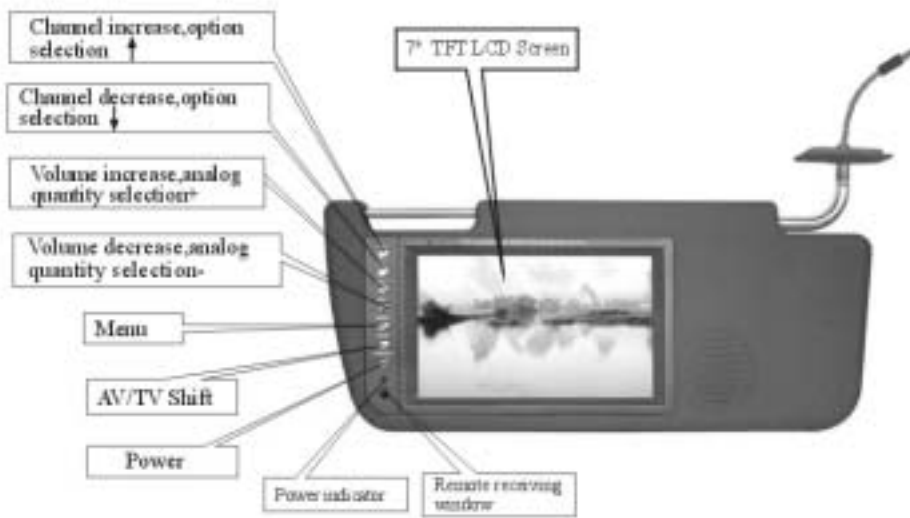


Operation Instructions



Before operating the Monitor, please read this manual thoroughly and retain it for future reference.

I. Appearance



II. Technical Parameters

Product: LCD Color Television Receiver

Display device: Color TFT-LCD

Receiving Channel: VHF-L: 55.25MHz--83.25MHz
VHF-H: 175.25MHz--211.25MHz
UHF: 471.25MHz--801.25MHz
CATV Channels: VHF-L: 73.25MHz--139.25MHz
VHF-H: 145.25MHz--391.25MHz
UHF: 397.25MHz--855.25MHz

Sound System: M

Screen Size: 7 inches

Audio Output: 0.8W(Max)

Loudspeaker: right: 5.0 cm round loudspeaker; left: 4.5cm round loudspeaker.

Connecting Terminal: External antenna input jack, earphone jack,

AV power supply jack: 1. Yellow line for Video 1 Input; 2. Yellow line for Video 2 Input; 3. White line for Audio input; 4. In-socket 12V Power supply

Input(+)-(-); 5. Single black line for car-backing line; 6. 750hm antenna jack
Applicable Power Supply: Automobile storage battery(12V) Automobile Adapter

Power Consumption: about 8W

Outer Dimension: W360mm x H138mm x T21mm

Weight: right: 720g; left: 738g

Dot Matrix: 0.107(H) x 0.372(V)

Resolution: 1440(H) x 234(V)

Response Speed(ms): R:30/F:50

Visible Angle: U:15/D:35R/L:35

Brightness: 300cd/m²

Contrast: 150:1

Free Manuals Download Website

<http://myh66.com>

<http://usermanuals.us>

<http://www.somanuals.com>

<http://www.4manuals.cc>

<http://www.manual-lib.com>

<http://www.404manual.com>

<http://www.luxmanual.com>

<http://aubethermostatmanual.com>

Golf course search by state

<http://golfingnear.com>

Email search by domain

<http://emailbydomain.com>

Auto manuals search

<http://auto.somanuals.com>

TV manuals search

<http://tv.somanuals.com>