


PHILIPS

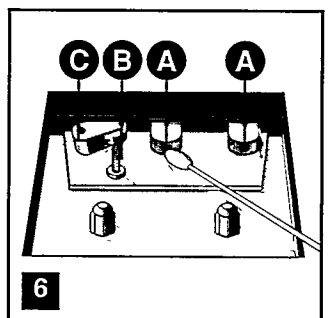
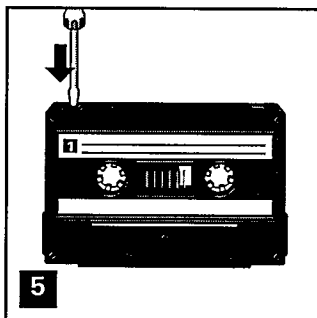
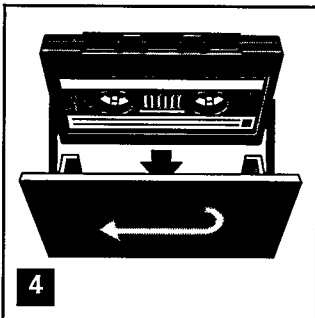
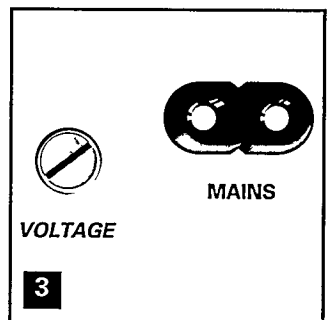
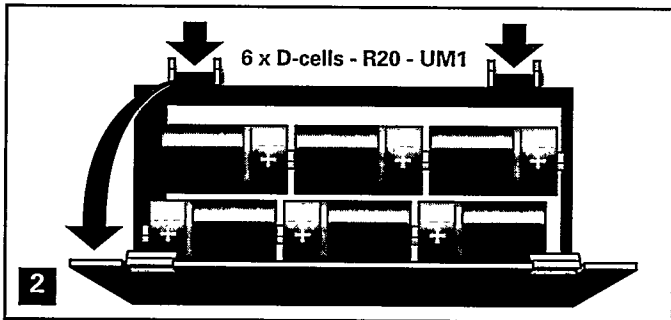
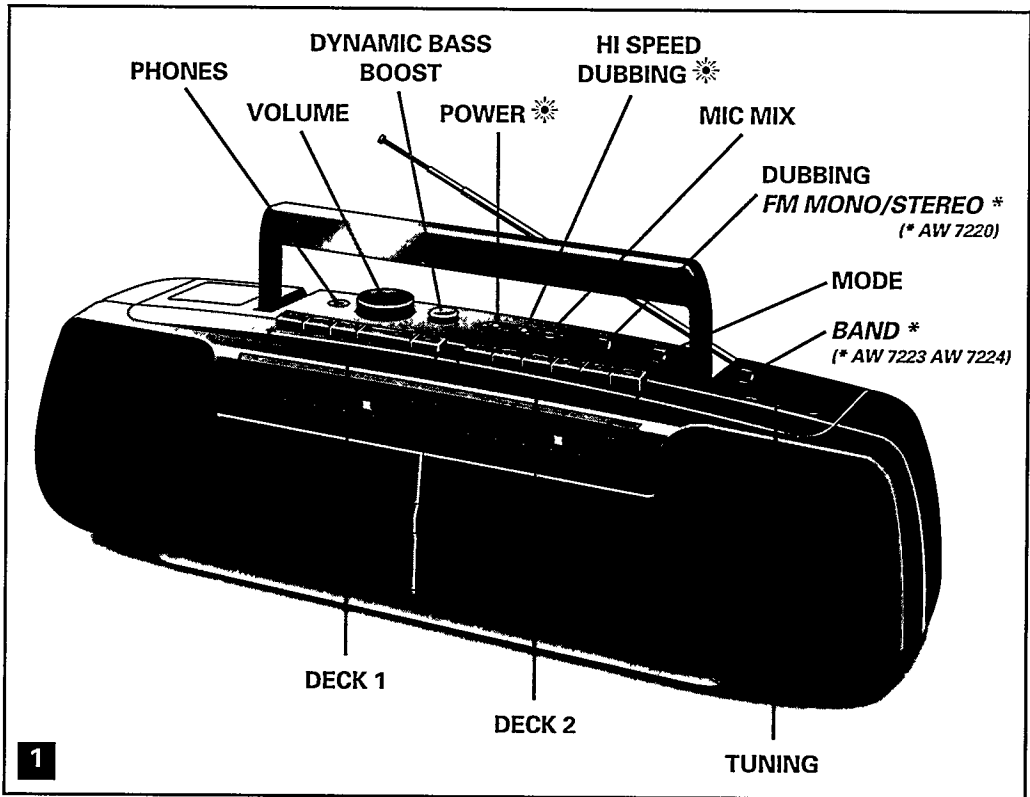


AW 7224
AW 7224

- Ⓒ Radio cassette recorder
- Ⓕ Radiocassette
- Ⓓ Radio-Cassettenrecorder
- Ⓝ Radiocassettereorder
- Ⓔ Radiocasete
- Ⓘ Radioregistratore
- Ⓢ Radiokassett
- Ⓣ Radionauhuri



PHILIPS



INFORMATION SUR LA GARANTIE ET LE SERVICE APRÈS-VENTE EN FRANCE

Cet appareil PHILIPS a été fabriqué avec le souci de vous donner entière satisfaction. Sa garantie contractuelle est de la responsabilité du point de vente.

Cette garantie qui peut varier tant en durée qu'en contenu, ainsi que les modalités de service après-vente, doivent vous être précisées lors de l'achat par le vendeur qui, de plus, vous conseillera en cas de panne ou de défaillance.

À cet effet, il vous est demandé de conserver soigneusement votre facture et/ou le présent document dûment rempli et signé et/ou le contrat de garantie qui vous aura été remis conformément au décret N° 87-1045 du 22 décembre 1987.

Pour sa part, PHILIPS, soucieux de l'intérêt des consommateurs, apporte sa contribution aux efforts de points de vente, que ce soit en matière de garantie ou de service après-vente.

- matériellement, par la formation, l'assistance technique, la fourniture de pièces détachées,
- financièrement, selon des modalités précises définies entre PHILIPS et les points de vente

Rappel: Vous bénéficiez en tout état de cause des dispositions des articles 1641 et suivants du code civil relatifs à la garantie légale.

Aucune garantie ne peut être mise en œuvre si la détérioration résulte d'une cause étrangère à l'appareil ou du non respect des prescriptions d'utilisation.

Service consommateurs PHILIPS:

☎ B.P. 49 - 77423 MARNE LA VALLÉE CÉDEX 2

☎ (16-1) 64 80 54 - Minitel 36 15 code: PHILIPS

SNC PHILIPS ELECTRONIQUE DOMESTIQUE - RCS NANTERRE B 333 760 833

GARANTIE FÜR DIE BUNDESREPUBLIK DEUTSCHLAND

Philips-Geräte sind Markenartikel, die mit größter Präzision nach modernsten Fertigungsmethoden und mit einem Höchstmaß an Sorgfalt hergestellt werden. Das Gerät wird Ihnen gute Dienste leisten, vorausgesetzt daß Sie es sachgemäß bedienen und unterhalten. Trotz aller Sorgfalt ist das Auftreten von Fehlern nicht auszuschließen. Ihr Partner für die Behebung derartiger Fehler ist Ihr Fachhändler, bei dem das Gerät erworben wurde. Falls ein Reklamationsfall eintritt, wenden Sie sich bitte unter Vorlage des Einkaufsbeleges und des Gerätepasses an Ihren Fachhändler.

GARANZIA E ASSISTENZA VALIDE PER L'ITALIA

Questo apparecchio è stato realizzato con materiali di prima qualità e costruito con la massima cura. La Philips comunque fornisce all'acquirente una Garanzia di buon funzionamento secondo le condizioni stabilite dall'ANIE.

Tale Garanzia decorre dalla data di acquisto e ha la durata di **6 mesi**. Per aver diritto alla Garanzia è necessario che questo certificato riporti i dati di Modello e Matricola dell'apparecchio, la data di acquisto ed il timbro del rivenditore; inoltre per tutti gli apparecchi per i quali è prevista la "ricevuta fiscale" (o altro documento di consegna) il documento stesso dovrà essere conservato con questo certificato a certificazione della data d'acquisto.

In caso di necessità il prodotto dovrà essere fatto pervenire al Centro di Assistenza più vicino il cui recapito è pubblicato sugli elenchi telefonici della zona di residenza alla voce Philips.

Per questo apparecchio Philips offre un Abbonamento all'Assistenza Tecnica. Per informazioni rivolgersi ai Centri di Assistenza o al servizio Consumatori Philips. **Philips S.p.A., Viale le Fulvio Testi 327, 20162 MILANO, ☎ 1678-20026**

CONDIÇÕES VÁLIDAS PARA PORTUGAL

A Philips Portuguesa, SA, assegura ao comprador deste aparelho garantia contra qualquer defeito de material ou fabrico, pelo prazo de 6 meses, contada a partir da data de aquisição. As agulhas de fonocaptors não têm qualquer garantia.

A Philips Portuguesa, SA, anula a garantia ao aparelho desde que se verifique ser a deficiência motivada por acidente, utilização incorrecta, causas externas, ou nos casos em que apresente vestígios de ter sido violado, ajustado ou reparado por entidade não autorizada. Também será considerada nula a garantia se este certificado apresentar rasuras ou alterações.

A Philips Portuguesa, SA, obriga-se a prestar a garantia referida somente nos seus Serviços Técnicos ou nos Concessionários de Serviço autorizados. As despesas e riscos de transporte de e para as oficinas serão sempre da responsabilidade do comprador.

Nota: Para que o aparelho seja assistido ao abrigo da garantia, é indispensável que seja apresentado este certificado, devidamente preenchido e autenticado, por vendedor autorizado, aquando da sua aquisição.

Se sobre esta garantia necessitar algum esclarecimento que o vendedor não lhe possa dar, deve dirigir-se a **Philips Portuguesa, SA, - Outurela - Camaxide - 2795 LINDA A VELHA - ☎ 418 00 719 - R. Eng. Ezequiel de Campos, 182 - 4100 PORTO - ☎ 67 26 13**

GARANTI OG SERVICE FOR DANMARK

De er nu ejer af et apparat, hvis konstruktion er baseret på erfaring og lang tids forskning. Philips garanterer for kvaliteten, og hvert led i fabrikationen er underkastet stadigt kontrol. Alle henvendelser om fejl under garantien skal rettes til den forhandler, der har udløst og underskrevet garantibeviset, hvorpå de gjældende garantibestemmelser tillige er anført. Garantien er kun gældende i købslandet.

GARANTI I NORGE

De er nå eier av et apparat som er basert på lang tids forskning og erfaring. Philips garanterer for kvaliteten, men hvis en feil skulle oppstå hos De ta kontakt med den forhandler som har udløst og underskrevet garantibeviset. Garantien gjelder kun i kjøpslandet hvor de gjeldende garantibestemmelser må følges. Hvis De trenger ytterligere opplysninger utover de forhandleren kan gi Dem, kan De henvende Dem til: **Norsk A/S Philips, Avd. Audio/Video, Sandstuveien 70, OSLO 6 - ☎ 02 - 68 02 00**

TAKUU JA HUOLITO

Tämän tuotteen rakenne on pitkäikäisen, kokemuksella tehdyn tutkimustyön tulos. Jatkuvan en tuotantovaiheissa tehtävän laaturatkailun vuoksi Philips takaa tuotteen-sa laadun.

Tarkeimmat tiedot takuuehdoista saat Philips-myyjältä tai alla olevasta osoitteesta.

Oy Philips AB, Sinkkallontie 3, 02630 ESPOO - ☎ (358-0)-50261

☎ Oy Philips AB, P.O. Box 75, 02631 ESPOO

GARANTÍA PARA MÉXICO

Este aparato está fabricado con materiales de alta calidad y ha sido cuidadosamente verificado. Philips, por lo tanto, da a usted una garantía de 12 meses a partir de su fecha de compra.

La garantía ampara la reposición de las piezas defectuosas debidas a fallas en su montaje o en los materiales, incluyendo la mano de obra necesaria para su reemplazo en nuestras Sucursales o talleres autorizados.

En caso de fallas en su aparato le rogamos se sirva poner en contacto con su distribuidor.

Esta garantía no cubrirá las averías que resulten como consecuencia de una instalación incorrecta del aparato, manifiesto maltrato o uso inadecuado del mismo.

Philips se obliga a reparar y devolver a usted su aparato en un plazo no mayor de 30 días hábiles contados a partir de la fecha de haber ingresado su aparato a uno de nuestros talleres.

Para que esta garantía sea válida, es necesario que el certificado que figura en la parte posterior de este instructivo haya sido debidamente llenado en el momento de la compra del aparato.

En caso de extravío del certificado con la presentación de la factura o remisión de su aparato podrá hacer efectiva la garantía correspondiente.

Si usted tiene alguna duda o pregunta que no le pueda solucionar su distribuidor, por favor ponerse en contacto con **Oficinas Centrales de Servicio, Av. Coyoacán No. 1051, Col. del Valle, 03100 MÉXICO, D.F.**

☎ 5-75-20-22 o 5-75-01-00

PHILIPS IBÉRICA, S.A.E.

Garantiza este aparato durante 6 meses, a partir de la fecha de adquisición, de la forma siguiente:

1. Cubriendo cualquier defecto de fabricación o vicio de origen, así como la totalidad de sus componentes, incluyendo la mano de obra necesaria para el reemplazo de las piezas defectuosas, por nuestros talleres autorizados.
2. Esta garantía no cubrirá la avería, si es consecuencia de incorrecta instalación del aparato, manifiesto mal trato o uso inadecuado del mismo. La calificación de las averías corresponderá únicamente a los servicios técnicos de los talleres autorizados Philips.
3. Las reparaciones que pudieran producirse durante el período de vigencia de la presente garantía se efectuarán, bien en el domicilio del usuario, bien en los talleres autorizados Philips, a libre elección y criterio de ésta última.
4. Transcurrido un mes desde la fecha de adquisición del aparato, todos los gastos de desplazamiento del personal técnico para proceder al examen y/o reparación del aparato correrán por cuenta del usuario de acuerdo con las tarifas establecidas para este concepto.
5. En todas las reparaciones se deberá acompañar al aparato factura de compra y la presente garantía debidamente cumplimentada, con la indicación exacta de la fecha de venta del aparato.
6. En todo caso, el titular de la garantía tiene los derechos mínimos reconocidos por la Ley.

Titular (Comprador).....

Domicilio.....

ΠΛΗΡΟΦΟΡΙΕΣ ΓΙΑ SERVICE ΚΑΙ ΕΓΓΥΗΣΗ ΣΤΗΝ ΕΛΛΑΔΑ

Η συσκευή έχει ελεγχθεί σχολαστικά, η λειτουργία της είναι άριστη και λόγος αντικατάστασής της δεν πρόκειται σε καμία περίπτωση να προκύψει. Αν όμως, παρόλα αυτά, κάποιο εξάρτημα δεν λειτουργήσει, το εξάρτημα αυτό και η εργασία επισκευής παρέχονται από την Εταιρία δωρεάν. Η προσκομιζόμενη για επισκευή συσκευή πρέπει να συνοδεύεται απαραίτητα από το ΔΕΛΤΙΟ ΛΙΑΝΙΚΗΣ ΠΩΛΗΣΕΩΣ, η φωτοτυπία του, και το παρόν έντυπο συμπληρωμένο και στρατημένο από το κατάστημα αγοράς του.

Η εγγύηση ισχύει για ΕΝΑ έτος, από την ημερομηνία αγοράς.

Η εγγύηση δεν ισχύει στις παρακάτω περιπτώσεις:

- α. Για ανωμαλία όχι από βλάβη της συσκευής, αλλά από φθορά ή βλάβη, που προκλήθηκε από τρίτους ή από μεταβολή της τάσεως του ηλεκτρικού ρεύματος.
- β. Για ανωμαλία λόγω ελαττωματικής εγκαταστάσεως της συσκευής.
- γ. Όταν ο αριθμός κατασκευής της συσκευής έχει αλλοιωθεί.
- δ. Για κεφαλές πικ-άπ και μικρόφωνα.

Η εργασία επισκευής γίνεται στα Εργαστήρια της Εταιρίας, όπου ο πελάτης πρέπει να μεταφερθεί τη συσκευή με δική του δαπάνη. Κανένας αντιπρόσωπος δεν έχει το δικαίωμα αλλαγής των όρων εγγυήσεως. Μετά τη λήξη του χρόνου εγγυήσεως, για κάθε πρόβλημα συντηρήσεως, επισκευής ή συμβουλής, σας συστήνουμε να απευθύνεσθε στα κατά τόπους Service της Εταιρίας.

Διεύθυνση Κεντρικών SERVICE PHILIPS:

25ης Μαρτίου 15, 177 78 Ταύρος - ☎ 4894.911

Τσιμική 62, 546 93 Θεσσαλονίκη - ☎ 260 - 621

RECORDING (on deck 2 only)**Preparation**

Recording is permissible insofar as copyright or other rights of third parties are not infringed.

During recording, the deck 1 buttons should not be pressed (except for PLAY ◀ during dubbing).

- Press on deck 2 EJECT ■ to open the cassette holder.
- Insert the cassette into deck 2 (fig. 4).

For recording you must use a NORMAL cassette (IEC I) on which the tabs (fig. 5) are not broken out.

At the very beginning and end of the tape, no recording will take place during the first 7 seconds when the leader tape passes the recorder heads.

- When monitoring during recording, adjust the sound with the controls VOLUME and DYNAMIC BASS BOOST. These controls do not affect the recording.

Recording from the radio

- Select radio reception and the desired wave band.
- In case of FM radio recordings, select MONO or STEREO.

Recording from an external microphone MIC MIX

- Connect a microphone to the MIC MIX socket and set the MODE selector to the desired position, see 'CONNECTIONS'.

Starting and stopping

- Start recording by pressing RECORD ●; PLAY ◀ is then pressed too.
- For brief interruptions, press PAUSE II. To restart recording, press this button once more.
- To stop recording, press STOP ■. On pressing again, the cassette holder will open.
- The set is switched off if the MODE selector is in position TAPE/RADIO OFF and the recorder buttons are released.

DUBBING - Copying from deck 1 to 2

When copying, it is recommended to use fresh batteries or to connect the set to the mains supply.

- Set the MODE selector to DUBBING.
- Adjust the DUBBING selector: NORMAL for normal speed copying; HI SPEED for high speed copying.

Do not switch this selector during dubbing.

- Press both EJECT buttons ■ and insert a recorded cassette into deck 1 and a cassette which is suited for recording into deck 2 (fig. 4).
- Press on deck 2 PAUSE II and then RECORD ●; PLAY ◀ is then pressed too.
- To start dubbing, press on deck 1 PLAY ◀.
- By pressing PAUSE II on deck 2, you can omit undesired passages while deck 1 continues. To restart copying, press PAUSE II once more.
- Using PAUSE II of deck 1, deck 2 will record a blank part.
- To stop dubbing, press both STOP buttons ■. The set is then switched off.

CASSETTE PLAYBACK**Single playback on deck 1 or 2**

- Set the MODE selector to TAPE.
 - Press EJECT ■ and insert a recorded cassette (fig. 4).
 - For fast winding, press ◀◀ or ▶▶. To stop, press STOP ■.
 - Adjust the sound with the controls VOLUME and DYNAMIC BASS BOOST.
 - Press PLAY ◀ and playback will start.
 - To stop, press STOP ■. The set is then switched off. On pressing again, the cassette holder will open.
- When the end of the tape is reached, the recorder buttons are released.

Continuous play

- Set the MODE selector to TAPE.
 - Press both EJECT buttons ■ and insert a recorded cassette into both decks (fig. 4).
 - Press on deck 1 PLAY ◀ and playback will start.
 - Press on deck 2 PAUSE II and PLAY ◀.
- As soon as deck 1 stops (at the end of the cassette or when its STOP button ■ is pressed), PAUSE II is released and deck 2 will start playing back.
- To stop, press STOP ■. The set is then switched off.

Safeguarding against erasure

Keep the cassette side to be safeguarded in front of you (fig. 5) and break out the left tab. Now, recording on this side is no longer possible.

MAINTENANCE

To ensure a good recording and playback quality, clean the parts (A)(B)(C) indicated in fig. 6 after every 50 hours of operation or, on average, once a month.

- Open the cassette holders by pressing EJECT ■.
- Use a cotton bud slightly moistened with alcohol or a special head cleaning fluid.
- Clean the magnetic heads (A) and the capstans (B).
- Clean the rubber pressure rollers (C) (fig. 6).

Cleaning of the magnetic heads (A) can also be done by playing a cleaning cassette through once as an ordinary cassette.

– Do not expose the set, batteries and cassettes to rain, moisture, sand, or to excessive heat e.g. from heating equipment or in motor cars parked in the sun.

The type plate is located on the base of the set.

This product complies with the radio interference requirements of the European Community.

GUARANTEE AND SERVICE FOR UNITED KINGDOM

Philips sell this product subject to the understanding that if any defect in manufacture or material shall appear in it within 12 months from the date of consumer sale, the dealer from whom the product was purchased will arrange for such defect to be rectified without charge, provided

1. Reasonable evidence is supplied that the product was purchased within 12 months prior to the date of claim
2. The defect is not due to use of the product for other than domestic purposes, or on an incorrect voltage, or contrary to the Company's operating instructions, or to accidental damage (whether in transit or otherwise), misuse, neglect or inexpert repair. Products sent for service should be adequately packed so no liability can be accepted for damage or loss in transit, and name and address must be enclosed.

Facts about free service

When service is required, apply to the dealer from whom the product was purchased. Should any difficulty be experienced in obtaining Service, e.g. in the event of the dealer having ceased to trade, you are advised to contact Philips Consumer Electronics. These statements do not affect the statutory rights of a consumer.

If you have any questions which your dealer cannot answer, please write to **Consumer Help Desk, Philips Consumer Electronics, 420 London Road, CROYDON CR9 3QR, or ☎ (081) 665 6250.**

Please retain this card. Produce if service is required.

GUARANTEE AND SERVICE VALID FOR IRELAND

This apparatus is made of high quality material and great care has been taken in its manufacture

Philips, therefore, give you a guarantee on parts against failures arising from faulty workmanship or material for 12 months after date of purchase. This guarantee is valid on the condition that this certificate is completed and signed immediately on delivery of the apparatus. In case of failure ask your dealer for further information.

If you have any questions which your dealer cannot answer, you may apply to **Philips Electrical (Ireland) Ltd., Service Department, Newstead, Clonskeagh, DUBLIN 14, ☎ 69 33 55.**

GUARANTEE AND SERVICE VALID FOR AUSTRALIA

The benefits given to the purchaser by this warranty are in addition to all other rights and remedies, which, under the Trade Practices Act or other Commonwealth or State law, the purchaser or owner has in respect of the product.

The Philips product carries the following warranties:

C-series Hi-Fi-systems: 12 months. Compact Disc Players: 12 months. Home Audio Systems: 6 months. Clock radios, portable radios, cassette recorders, cassette players and radio recorders: 90 days.

Any defect in materials or workmanship occurring within the specified period from the date of delivery, will be rectified free of charge by the retailer from whom this product was purchased.

Note: Please retain your purchase docket to assist prompt service

Conditions of this warranty

1. All claims for warranty service must be made to the retailer from whom this product was purchased. All transport charges incurred in connection with warranty service or replacement will be paid by the purchaser.
2. These warranties do not cover batteries and extend only to defects in materials or workmanship occurring under normal use of the product where operated in accordance with our instructions.

Philips Consumer Products Division, Technology Park, Figtree Drive, Australia Centre, HOMEBUSH 2140, New South Wales

GUARANTEE AND SERVICE FOR NEW ZEALAND

Thank-you for purchasing this quality Philips product. The document you are now reading is your guarantee card

Guarantee

Philips New Zealand Ltd guarantees this product against defective components and faulty workmanship for a period of 12 months. Any defect in materials or workmanship occurring within 12 months from the date of purchase subject to the following conditions will be rectified free of charge by the retailer from whom this product was purchased.

Conditions.

1. The product must have been purchased in New Zealand, and this guarantee card completed at time of purchase (this is your proof of the date of purchase).
2. The guarantee applies only to faults caused by defective components, or faulty workmanship on the part of the manufacturer.
3. The guarantee does not cover failures caused by misuse, neglect, normal wear and tear, accidental breakage, use on the incorrect voltage, use contrary to operating instructions, or unauthorised modification to the product or repair by an unauthorised technician.
4. Reasonable evidence (in the form of a sales docket or completed guarantee card) must be supplied to indicate that the product was purchased no more than 12 months prior to the date of your claim.
5. In the event of a failure, Philips shall be under no liability for any injury, or any loss or damage caused to property or products other than the product under guarantee. This guarantee does not prejudice your rights under common law and statute, and is in addition to the normal responsibilities of the retailer and Philips.

How to claim.

Should your Philips product fail within the guarantee period, please return it to the retailer from whom it was purchased. In most cases the retailer will be able to satisfactorily repair or replace the product.

However, should the retailer not be able to conclude the matter satisfactorily, or if you have other difficulties claiming under this guarantee, please contact

the Guarantee Controller, Philips New Zealand Ltd,

☎ P.O. Box 1041, AUCKLAND - ☎ (09) 605-914

GARANTIE EN SERVICE IN NEDERLAND

• Wat wordt gegarandeerd?

Philips Nederland B.V. garandeert dat dit apparaat kosteloos wordt hersteld indien - bij normaal particulier gebruik - en/of materiaalfouten optreden.

• Wie voert de garantie uit?

De zorg voor de uitvoering van de garantie berust bij de handelaar die u het apparaat verkocht heeft. De handelaar kan daarbij eventueel een beroep doen op een der Philips Service vestigingen.

• Uw aankoopbon + de identificatiekaart

De identificatiekaart is uw garantiëbewijs. U kunt alleen een beroep doen op de bovenschreven garantie tegen overlegging van de aankoopbon (factuur, kassabon of kvitantie), in combinatie met de identificatiekaart, waarop typenummer en serie-nummer zijn vermeld. Uit de aankoopbon dienen duidelijk de aankoopdatum en de naam van de handelaar te blijken. Mocht het noodzakelijk zijn deze documenten aan uw handelaar af te geven, dan kunt u hem daarvoor een ontvangstbewijs vragen. De garantie vervalt indien op de genoemde documenten iets is veranderd, doorgehaald, verwijderd of onleesbaar gemaakt. De garantie vervalt eveneens indien het typenummer en/of serie-nummer op het apparaat is veranderd, doorgehaald, verwijderd of onleesbaar gemaakt.

• Hoe te handelen bij een storing?

Om onnodige kosten te voorkomen, raden wij u aan bij storingen eerst nauwkeurig de gebruiksaanwijzing te lezen. Indien de gebruiksaanwijzing daarin geen uitkomst biedt, kunt u uw handelaar raadplegen en/of hem het apparaat ter reparatie aanbieden.

• ...en bij problemen?

Bij problemen omtrent de garantie-uitvoering kunt u zich in verbinding stellen met: **Philips Nederland B.V. Afdeling Consumentenbelangen, Antwoordnummer 500 5600 BV EINDHOVEN** (postzegel niet nodig), of ☎ 040-78 11 78.

GARANTIE EN SERVICE IN BELGIË EN LUXEMBOURG

In België en Luxemburg gelden uitsluitend de garantiebepalingen die in het door uw handelaar verstrekte garantiëbewijs staan aangegeven.

• **Voor België:** Indien u na de aankoop van een of ander Philips apparaat problemen heeft met bijv. de werking, de werking, of het gebruik ervan, en indien de verdeler die u deze apparaten verkocht heeft moeilijkheden ondervindt om deze problemen op te lossen, stelt u zich dan telefonisch of schriftelijk in verbinding met onze dienst: **'Klanten Contact', de Broeckereplein 2, 1000 BRUSSEL - ☎ 02/211 91 11**

GARANTIE EN BELGIË ET LUXEMBOURG

Pour les conditions de garantie en Belgique et Luxembourg veuillez vous référer à la carte de garantie que la revendeur doit vous remettre.

• **Pour la Belgique:** Si après l'achat de l'un ou l'autre appareil Philips vous avez des problèmes concernant par exemple la garantie, le fonctionnement ou l'utilisation de l'appareil et que le distributeur qui vous a vendu ces appareils éprouve des difficultés pour les résoudre, prenez contact, soit par téléphone, soit par écrit avec notre service: **'Contact Clientèle', Place de Broeckère 2, 1000 BRUXELLES - ☎ 02/211 91 11**

GARANTIE FÜR DIE SCHWEIZ

Philips-Geräte sind aus einwandfreiem Material und mit großer Sorgfalt hergestellt worden. Dieses Gerät wird Ihnen gute Dienste leisten, sofern es sachgemäß bedient und unterhalten wird. Trotz aller Sorgfalt ist das Auftreten von Fehlern nicht ganz auszuschließen. Im Falle eines Defektes wenden Sie sich bitte unter Vorlage des Einkaufsbeleges und des Gerätepasses an das Fachgeschäft, in welchem Sie das Gerät erworben haben.

GARANTIE POUR LA SUISSE

Les appareils Philips ont été fabriqués au moyen de matériaux de toute première qualité et avec beaucoup de soins. Cet appareil vous donnera encore plus de satisfaction si l'utilisation et l'entretien sont suivis selon le mode d'emploi. Malgré tous les soins apportés, l'apparition de défauts n'est pas exclue. Dans ce cas, nous vous serions reconnaissants de bien vouloir vous adresser directement chez votre vendeur muni du passeport de l'appareil ainsi que de la facture s'y reportant.

GARANZIA PER LA SVIZZERA

Gli apparecchi Philips sono prodotti con materiali di prima qualità e assemblati con la massima cura. Essi Vi offriranno un ottimo servizio, in cambio di un accurato uso e manutenzione. Malgrado tutti i nostri sforzi, non è escluso che possano avvenire dei guasti. In caso di difetto Vi preghiamo di rivolgervi al Vostro fornitore specializzato, portando con Voi il passaporto assieme ai documenti d'acquisto.

GARANTIE IN ÖSTERREICH

In Österreich ist die Gewährleistung für Verträge zwischen Händler und Käufer gesetzlich geregelt. Zur Geltendmachung des Gewährleistungsanspruches dient der Kaufbeleg.

Die Österreichische Philips Industrie GmbH unterstützt die Gewährleistungspflichtung ihres Händlers für Neugeräte, die der Handel über die Österreichische Philips Industrie GmbH bzw. Home Vertriebsgmbh bezogen hat, dadurch, daß für den Käufer innerhalb von 6 Monaten ab Verkaufsdatum Funktionsmängel (Fabrikations- oder Materialfehler) in einer unserer Service-Filialen kostenlos, d.h. ohne Verrechnung von Arbeitszeit und Material, behoben werden. Schäden, die durch äußere Einflüsse, unsachgemäße Behandlung oder unsachgemäße Fremdeingriffe entstanden sind, sowie Gehäusefehler oder Glasbruch, sind von dieser Zusage ausgeschlossen.

Philips Zentrale Kundeninformation:

– 1101 WIEN, Triesterstraße 64, ☎ 0222-60101-DW 1620 oder 1563

– 6020 INNSBRUCK, Klostergasse 4, ☎ 05222-74694

– 9020 KLAGENFURT, Villacher Straße 161, ☎ 0463-22397-DW 94

Philips Service-Organisation:

– 1232 WIEN, Ketzergasse 120, ☎ 0222-8662-0

SUPPLY

Battery supply

- Open the battery compartment (fig. 2) and insert as indicated six batteries, type R20, UM1 or D-cells.
- Remove the batteries if exhausted or if they will not be used again for a long period.

The battery supply is switched off when the set is connected to the mains. To change over to battery supply, pull out the plug from the MAINS socket.

Mains supply

- Check if the mains voltage as shown on the type plate on the base of the set corresponds to your local mains voltage. If it does not, consult your dealer or service organisation. *If the set is equipped with a VOLTAGE selector (fig. 3), set this selector to the local mains voltage.*
- Connect the mains lead to the MAINS socket (fig. 3) and the wall socket. The mains supply is now switched on.
- To disconnect the set from the mains completely, withdraw the mains plug from the wall socket.

Important notes for users in U.K.:

Mains plug: When fitting a mains plug to the mains lead proceed as follows:

The wires in the mains lead are coloured in accordance with the following code: Blue = Neutral, Brown = Live. These colours may not correspond with the colour markings identifying the terminals in your plug, so proceed as follows:

Connect the Brown wire to the terminal marked L or coloured Red.

Connect the Blue wire to the terminal marked N or coloured Black.

Do **not** connect either wire to the earth terminal in the plug, marked E or $\frac{1}{2}$ or coloured green, or green and yellow.

Note: This apparatus must be protected by a 3 Amp Fuse if a 13 Amp plug is used or, if any other type of plug is used, by a 5 Amp Fuse either in the plug or adapter or at the distribution board. If in doubt consult a qualified electrician.

Copyright: Recording and Playback of material may require consent. See Copyright Act 1956 and The Performer's Protection Acts 1958 to 1972.

CONNECTIONS

Stereo headphone socket PHONES

For stereo headphones with 3.5 mm plug. Inserting the plug will disconnect the loudspeakers.

Socket for external microphone MIC MIX

For a microphone with 3.5 mm plug.

To avoid disturbing noises, reduce the VOLUME before connecting the microphone.

- Public address: you can reproduce your voice amplified through the loudspeakers: set the MODE selector to TAPE and press PAUSE **II** and PLAY **◀** of either deck 1 or 2.
- Disc-jockey: you can mix your voice with radio in the RADIO mode, or with cassette in the TAPE mode. You can record it all on deck 2.
- Adjust the sound with the controls VOLUME and DYNAMIC BASS BOOST.

If a howling sound occurs, keep the microphone away from the loudspeakers or reduce the VOLUME.

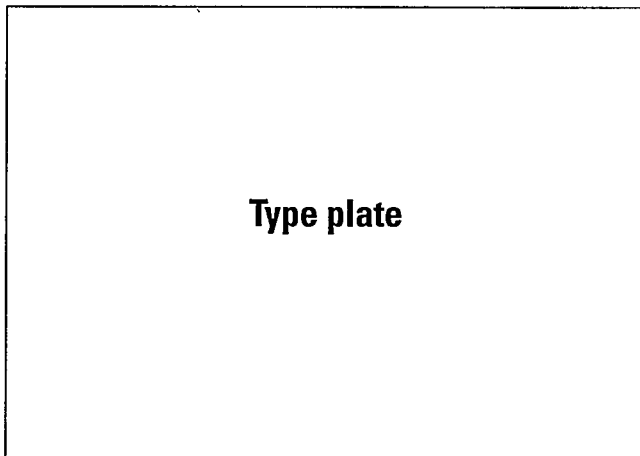
RADIO RECEPTION

- **AW 7220:** set the MODE selector to FM or AM/MW.
- **AW 7223/AW 7224:** set the MODE selector to RADIO and select the wave band using the BAND selector.
- Adjust the sound with the controls VOLUME and DYNAMIC BASS BOOST.
- Tune to a radio station using the TUNING knob. *(SW and LW not on all versions).*
- For FM, pull out the telescopic aerial. To improve FM-reception, incline and turn the aerial. Reduce its length if the FM-signal is too strong (very close to a transmitter).
- For AM/MW and LW (Medium and Long Wave), the set is provided with a built-in aerial, so there is no need to use the telescopic aerial. The aerial can be directed by turning the whole set.
- For Short Wave (SW), the telescopic aerial must be pulled out and placed in the vertical position. To improve SW-reception, vary the length of the aerial.
- During FM-reception a disturbing noise, due to a weak FM-stereo signal, can be suppressed by selecting the FM MONO mode:
- **AW 7220:** set the FM MONO/STEREO selector to MONO.
- **AW 7223/AW 7224:** set the MODE selector to FM MONO.

Now you will hear *(and record)* the FM programme in mono.

- The set is switched off if the MODE selector is in position TAPE/RADIO OFF and the recorder buttons are released.

Guarantee certificate
Certificat de garantie
Garantieschein
Identificatiekaart
Certificado de garantia
Certificato di garanzia
Garantibeviset
Takuutodistus
Εγγύηση



Type plate

Date of purchase – Date d'achat – Kaufdatum
Koopdatum - Fecha de compra – Data da compra
Data di acquisto – Købsdato – Kjøpedato
Inköpsdato – Ostopäivä – Ημερομηνία αγοράς

Day

Month

Year 19

Dealer's name, address and signature
Nom, adresse et signature du revendeur
Name, Anschrift und Unterschrift des Händlers
Naam, adres en handtekening van de handelaar
Nombre, dirección y firma del distribuidor
Nome, indirizzo e firma del fornitore
Nome, morada e assinatura da loja
Forhandlerens navn, adresse og underskrift
Återförsäljarens namn, adress och namnteckning
Myyjän nimi, osoite ja allekirjoitus
Όνομα/Επώνυμο αντιπροσώπου

Dealer:

9146

Free Manuals Download Website

<http://myh66.com>

<http://usermanuals.us>

<http://www.somanuals.com>

<http://www.4manuals.cc>

<http://www.manual-lib.com>

<http://www.404manual.com>

<http://www.luxmanual.com>

<http://aubethermostatmanual.com>

Golf course search by state

<http://golfingnear.com>

Email search by domain

<http://emailbydomain.com>

Auto manuals search

<http://auto.somanuals.com>

TV manuals search

<http://tv.somanuals.com>