




PHILIPS



- GB Clock radio
- F Radio réveil
- D Radio-Wecker
- NL Klokradio
- E Radio reloj
- I Radio a sveglia
- S Klockradio
- SF Kelloradio

Guarantee certificate
Garantieschein
Certificado de garantía
Certificado de garantia
Takuutodistus

Certificat de garantie
Identificatekaart
Certificato di garanzia
Garantibeviset
Εγγύηση

Type no. of product

Tipo no. del producto

AE4200/00
NR. KZ0191 *6400031*

Date of purchase – Date d'achat – Kaufdatum – Koopdatum
Fecha de compra – Data da compra – Data di acquisto – Købsdato
Kjøpedato – Inköpsdato – Ostojpava – Πηροποινητα ατοποας

19

Dealer's name, address and signature
Nom, adresse et signature du revendeur
Name, Anschrift und Unterschrift des Händlers
Naam, adres en handtekening van de handelaar
Nombre, dirección y firma del distribuidor
Nome, indirizzo e firma del fornitore
Nome, morada e assinatura do vendedor
Forhandlerens navn, adresse og underskrift
Aterforsälarens namn, adress och namnteckning
Myyjän nimi, osoite ja allekirjoitus
Ovojat/Eröovuyto Avrimpoöotöro b

Printed in Hong Kong

1190/1



PHILIPS

ADDENDUM

ENGLISH

(GB)

SUMMERTIME

- When selecting the world time, you rotate the world time selecting switch until the name of the city you want to locate reaches the green segment indicated as ∇ TIME ZONE.
- If that particular city is using summer time (time is advanced by one hour during summer), rotate the world time selecting switch to the segment with the indication ∇ SUMMER.
The summer time of this city is now shown on the display.

FRANÇAIS

(F)

HEURE D'ÉTÉ

- Pour sélectionner l'heure dans le monde, tournez le bouton de sélection de l'heure dans le monde jusqu'à ce que le nom de la ville souhaitée atteigne le segment vert indiqué par ∇ TIME ZONE.
- Si cette ville est passée à l'heure d'été (en été l'horloge est avancée d'une heure), tournez ce bouton jusqu'au segment indiquant ∇ SUMMER.
L'heure d'été de la ville en question apparaît à présent sur l'afficheur.

DEUTSCH

(D)

SOMMERZEIT

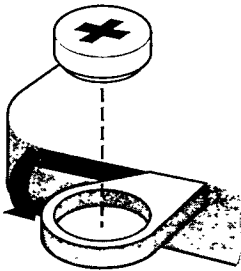
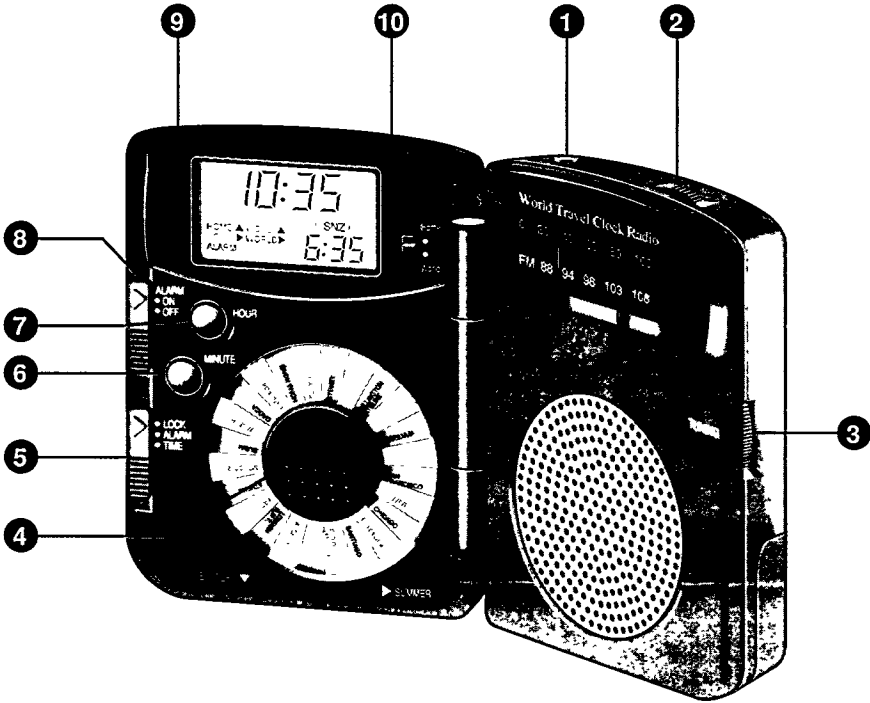
- Zum Wählen der Weltzeit den Wahlschalter drehen, bis der Name der betreffenden Stadt das mit ∇ TIME ZONE gekennzeichnete grüne Segment erreicht.
- Falls in dieser Stadt die Sommerzeit (in den Sommermonaten gegenüber der Normalzeit um eine Stunde vorverlegte Zeit) gilt, diesen Schalter bis zu dem mit ∇ SUMMER gekennzeichneten Segment drehen.
Die Sommerzeit dieser Stadt erscheint anschließend im Display.

NEDERLANDS

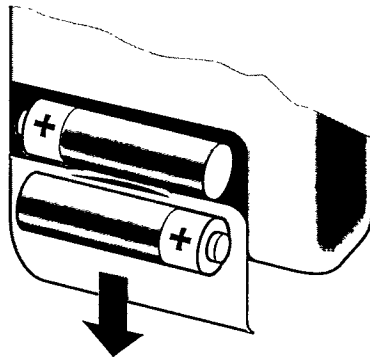
(NL)

ZOMERTIJD

- Om de wereldtijd te kiezen, draait u de wereldtijd keuzeknop tot de naam van de desbetreffende stad het groene segment bereikt dat aangegeven is als ∇ TIME ZONE.
- Indien voor deze stad de zomertijd geldt (in de zomermaanden wordt de klok een uur vooruit gezet), draai deze knop dan tot aan het segment met de indicatie ∇ SUMMER.
De zomertijd van deze stad verschijnt nu op het display.



1 x 1.5 V
SR 43 / GP 86



2 x 1.5 V
R03 / UM4 / AAA

GUARANTEE AND SERVICE FOR UNITED KINGDOM

Philips sell this product subject to the understanding that if any defect in manufacture or material shall appear in it within 12 months from the date of consumer sale, the dealer from whom the product was purchased will arrange for such defect to be rectified without charge, provided

1. Reasonable evidence is supplied that the product was purchased within 12 months prior to the date of claim
2. The defect is not due to use of the product for other than domestic purposes, or on an incorrect voltage, or contrary to the Company's operating instructions, or to accidental damage (whether in transit or otherwise), misuse, neglect or inept repair

Products sent for service should be adequately packed as no liability can be accepted for damage or loss in transit, and name and address must be enclosed

Facts about free service

When service is required, apply to the dealer from whom the product was purchased. Should any difficulty be experienced in obtaining Service, e.g. in the event of the dealer having ceased to trade, you are advised to contact Philips Service

These statements do not affect the statutory rights of a consumer

If you have any questions which your dealer cannot answer, please write to **Philips Consumer Relations**, P.O. Box 298, 420 London Road, CROYDON CR9 3QR, or ☎ (01) 689-2166 Consumer Advice. Please retain this card. Produce if service is required

GUARANTEE AND SERVICE VALID FOR IRELAND

This apparatus is made of high quality material and great care has been taken in its manufacture

Philips, therefore, give you a guarantee on parts against failures arising from faulty workmanship or material for 12 months after date of purchase. This guarantee is valid on the condition that this certificate is completed and signed immediately on delivery of the apparatus. In case of failure ask your dealer for further information

If you have any questions which your dealer cannot answer, you may apply to **Philips Electrical (Ireland) Ltd., Service Department, Newstead, Clonskeagh, DUBLIN 14, ☎ 69 33 55.**

GUARANTEE AND SERVICE VALID FOR AUSTRALIA

The benefits given to the purchaser by this warranty are in addition to all other rights and remedies, which, under the Trade Practices Act or other Commonwealth or State law, the purchaser or owner has in respect of the product

The Philips product carries the following warranties
C-series Hi-Fi systems 12 months
Compact Disc Players 12 months
Home Audio Systems 6 months
Clock radios, portable radios, cassette recorders, cassette players and radio recorders 90 days

Any defect in materials or workmanship occurring within the specified period from the date of delivery, will be rectified free of charge by the retailer from whom this product was purchased

Note: Please retain your purchase docket to assist prompt service

Conditions of this warranty

1. All claims for warranty service must be made to the retailer from whom this product was purchased. All transport charges incurred in connection with warranty service or replacement will be paid by the purchaser
2. These warranties do not cover batteries and extend only to defects in materials or workmanship occurring under normal use of the product where operated in accordance with our instructions

Philips Consumer Products Division, Technology Park, Fritzie Drive, Australia Centre, HOMEBUSH 2140, New South Wales

GUARANTEE AND SERVICE FOR NEW ZEALAND

Thank you for purchasing this quality Philips product. The document you are now reading is your guarantee card

Guarantee.

Philips New Zealand Ltd guarantees this product against defective components and faulty workmanship for a period of 12 months. Any defect in materials or workmanship occurring within 12 months from the date of purchase subject to the following conditions will be rectified free of charge by the retailer from whom this product was purchased

Conditions.

1. The product must have been purchased in New Zealand, and this guarantee card completed at time of purchase (this is your proof of the date of purchase)
2. The guarantee applies only to faults caused by defective components, or faulty workmanship on the part of the manufacturer
3. The guarantee does not cover failures caused by misuse, neglect, normal wear and tear, accidental breakage, use on the incorrect voltage, use contrary to operating instructions, or unauthorised modification to the product or repair by an unauthorised technician

4. Reasonable evidence (in the form of a sales docket or completed guarantee card) must be supplied to indicate that the product was purchased no more than 12 months prior to the date of your claim

5. In the event of a failure, Philips shall be under no liability for any injury or any loss or damage caused to property or products other than the product under guarantee

This guarantee does not prejudice your rights under common law and statute, and is in addition to the normal responsibilities of the retailer and Philips

How to claim.

Should your Philips product fail within the guarantee period please return it to the retailer from whom it was purchased. In most cases the retailer will be able to satisfactorily repair or replace the product

However, should the retailer not be able to conclude the matter satisfactorily, or if you have other difficulties claiming under this guarantee, please contact the **Guarantee Controller, Philips New Zealand Ltd, P.O. Box 1041, AUCKLAND** - ☎ (09) 605-914

GARANTIE EN SERVICE IN NEDERLAND

• Wat wordt gegarandeerd?

Philips Nederland B.V. garandeert dat dit apparaat kosteloos wordt hersteld indien - bij normaal particulier gebruik volgens de gebruiksaanwijzing - binnen 12 maanden na aankoopdatum fabricage- en/of materiaalfouten optreden

• Wie voert de garantie uit?

De zorg voor de uitvoering van de garantie berust bij de handelaar die u het apparaat verkocht heeft. De handelaar kan daarbij eventueel een beroep doen op een der Philips Service vestigingen

• Uw aankoopbon + de identificatiekaart

De identificatiekaart is uw garantiebewijs. U kunt alleen een beroep doen op de bovenomschreven garantie tegen overlegging van de aankoopbon (factuur, Kassabon of kwitantie), in combinatie met de identificatiekaart, waarop typenummer en serienummer zijn vermeld. Uit de aankoopbon dienen duidelijk de aankoopdatum en de naam van de handelaar te blijken. Mocht het noodzakelijk zijn deze documenten aan uw handelaar af te geven, dan kunt u hem daarvoor een ontvangstbewijs vragen. De garantie vervalt indien op de genoemde documenten iets is veranderd, doorgehaald, verwijderd of onleesbaar gemaakt. De garantie vervalt eveneens indien het typenummer en/of serienummer op het apparaat is veranderd, doorgehaald, verwijderd of onleesbaar gemaakt

• Hoe te handelen bij een storing?

Om onnodige kosten te voorkomen, raden wij u aan bij storingen eerst nauwkeurig de gebruiksaanwijzing te lezen. Indien de gebruiksaanwijzing daarin geen uitkomst biedt, kunt u uw handelaar raadplegen en/of hem het apparaat ter reparatie aanbieden

• ...en bij problemen?

Bij problemen omtrent de garantie-uitvoering kunt u zich in verbinding stellen met **Philips Nederland B.V.**

Afdeling Consumentenbelangen, Antwoordnummer 500, 5600 VB EINDHOVEN (postzegel niet nodig) of ☎ 040-78 11 78.

GARANTIE FÜR DIE SCHWEIZ

Philips-Geräte sind aus einwandfreiem Material und mit großer Sorgfalt hergestellt worden. Dieses Gerät wird Ihnen gute Dienste leisten, sofern es sachgemäß bedient und unterhalten wird.

Trotz aller Sorgfalt ist das Auftreten von Fehlern nicht ganz auszuschließen. Im Falle eines Defektes wenden Sie sich bitte unter Vorlage des Einkaufsbeleges und des Gerätepasses an das Fachgeschäft in welchem Sie das Gerät erworben haben.

GARANTIE POUR LA SUISSE

Les appareils Philips ont été fabriqués au moyen de matériaux de toute première qualité et avec beaucoup de soins. Cet appareil vous donnera encore plus de satisfaction si l'utilisation et l'entretien sont suivis selon le mode d'emploi.

Malgré tous les soins apportés, l'apparition de défauts n'est pas exclue. Dans ce cas, nous vous serons reconnaissants de bien vouloir vous adresser directement chez votre vendeur muni du passeport de l'appareil ainsi que de la facture s'y reportant.

GRANZIA PER LA SVIZZERA

Gli apparecchi Philips sono prodotti con materiali di prima qualità e assemblati con la massima cura. Essi Vi offriranno un ottimo servizio, in cambio di un accurato uso e manutenzione.

Malgrado tutti i nostri sforzi, non è escluso che passano avvenire dei guasti. In caso di difetto Vi preghiamo di rivolgerVi al Vostro fornitore specializzato, portando con Voi il passaporto assieme ai documenti d'acquisto.

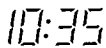


English

WHICH BUTTONS ARE WHERE ?

- ① Ω – headphone/aerial socket
- ② VOLUME – to switch the radio on/off and to adjust the volume
- ③ TUNING – for locating the required station
- ④ world time selecting switch – to select the world time
- ⑤ TIME – setting the time
ALARM – setting the alarm time
LOCK – switch to this position when any timing has been adjusted
- ⑥ MINUTE – to adjust the minutes
- ⑦ HOUR – to adjust the hour
- ⑧ ALARM – to switch the alarm function on/off
- ⑨ SNOOZE/⌘ – 4 minutes snooze function/to illuminate the display
- ⑩ HOME – home time in large figures is shown on the upper part of the display World time in small figures is shown on the lower part.
WORLD – world time in large figures is shown on the upper part of the display Home time in small figures is shown on the lower part.

The type number indication will be found at the back of the set and the serial number in the battery compartment of the radio

DISPLAY

-  = Main timer (current HOME time or WORLD time)
-  = Snooze indicator
-  = Sub timer (current HOME time or WORLD time)
- ALARM = ALARM time or ALARM on indicator

BATTERIES

Battery for the clock

- Insert **1** battery, type SR43 (or equivalent).

Batteries for the radio

- Insert **2** batteries, type R03, AAA or UM4
- Remove the batteries if exhausted or when they are not to be used again for a long period

RADIO

- Plug the wire aerial in the socket Ω ①
- Switch on the radio and set the volume using VOLUME I ②
- Locate the required station using TUNING I ③.
- The wire aerial must be unrolled and aimed for optimum reception
- Switch off the radio using VOLUME I ②

SETTING THE TIME

- Choose with the world time selecting switch ④ your home city or a city with the same time
- Set switch ⑤ to TIME.
- Select the required time by pressing HOUR ⑦ and MINUTE ⑥.
- After selecting the time, set switch ⑤ back to LOCK

SELECTING THE WORLD TIME

- Choose with the world time selecting switch ④ the name of any city with the same time zone as the place you want to locate
The present time of this place is now shown on the display as WORLD time. Your local time is shown on the display as HOME time.

SETTING THE ALARM TIME

- Set switch ⑤ to ALARM position
The alarm time will be shown in the sub-timer of the display
- Select the required alarm time by pressing HOUR ⑦ and MINUTE ⑥.
- After selecting the alarm time, set switch ⑤ back to LOCK

Checking the alarm time

- Press HOUR ⑦ or MINUTE ⑥ (switch ⑤ must be in position LOCK).
The sub-timer will show the alarm time.

ALARM BY BUZZER

- Set the ALARM switch ⑧ to ON.
In the display the ALARM indication will be shown
When the time shown on the subtimer reaches the set alarm time the buzzer will be activated

ALARM OFF

switching off temporarily

- Press SNOOZE/⌘ button ⑨. With this button you can switch off the buzzer temporarily. After 4 minutes the buzzer will come on again. If you press the SNOOZE/⌘ button ⑨ again, the same thing will happen.

switching off permanently

- To switch off the buzzer permanently you press either the HOUR ⑦ button or the MINUTE ⑥ button or you set switch ⑤ to ALARM and back to LOCK
- You may also switch off the buzzer by setting the ALARM switch ⑧ to OFF. If you want to be woken again the next day, then you must reset this switch to ON.

If you fail to switch off the alarm yourself, then the alarm call will always stop automatically after 1 minute.

This set complies with the radio interference requirements of the European Community.

GARANTIE EN SERVICE IN BELGIË EN LUXEMBURG

In België en Luxemburg gelden uitsluitend de garantiebepalingen die in het door uw handelaar verstrekte garantiebewijs staan aangegeven

• Voor België

Indien u na de aankoop van een of ander Philips apparaat problemen heeft met bijv. de waarborg, de werking, of het gebruik ervan, en indien de verdere die u deze apparaten verkocht heeft mogelijkheden onderdrukt om deze problemen op te lossen, stelt u zich dan telefonisch of schriftelijk in verbinding met onze dienst **"Klanten Kontakt", de Brouckereplein 2, 1000 - BRUSSEL - ☎ 02/211 91 11**

GARANTIE EN BELGIQUE ET LUXEMBOURG

Pour les conditions de garantie en Belgique et Luxembourg veuillez vous référer à la carte de garantie que le revendeur doit vous remettre

• Pour la Belgique

Si après l'achat de l'un ou l'autre appareil Philips vous avez des problèmes concernant par exemple la garantie, le fonctionnement ou l'utilisation de ces appareils et que le distributeur qui vous a vendus ces appareils éprouve des difficultés pour les résoudre, prenez contact, soit par téléphone, soit par écrit avec notre service **"Contact Clientèle", Place de Brouckère 2, 1000 - BRUXELLES - ☎ 02/211 91 11**

GARANTIE ET SERVICE APRÈS-VENTE EN FRANCE

Cet appareil a été fabriqué avec le souci de vous donner entière satisfaction. PHILIPS fournira gratuitement au vendeur les pièces détachées nécessaires à sa réparation pendant les périodes suivantes, chacune prenant effet à compter de la date de vente

- 6 mois pour les magnétophones à cassette portatifs, les récepteurs radio portatifs, les radiocassettes, les radio-réveils et les électrophones,
- 12 mois pour les radiocassettes équipées de la fonction Compact Disc et les baladeurs Compact Disc,
- 12 mois pour les appareils entrant dans la composition d'une chaîne électro-acoustique, y compris les chaînes compactes stationnaires équipées d'au moins deux sources sonores,

sauf si la détérioration résulte d'une cause étrangère à l'appareil ou du non respect des prescriptions d'utilisation

Vous bénéficierez en tout état de cause des dispositions des art. 1641 et suivants du Code Civil relatifs à la garantie légale

Pour tout conseil ou intervention, adressez-vous à votre vendeur. Pour tout renseignement complémentaire, vous pouvez vous adresser à la succursale Philips la plus proche

Soucieux d'améliorer continuellement la qualité de nos produits, nous nous réservons le droit de modifier à tout moment les caractéristiques. **PHILIPS Electronique Domestique - Société en nom collectif RCS NANTERRE B 333 760 833**

64, Rue Carnot - ☎ B.P. 306 - 92 156 SURESNES Cédex
Informations Consommateurs: ☎ (16-1) 64 80 54 54

GARANTIE FÜR DIE BUNDESREPUBLIK DEUTSCHLAND UND WEST-BERLIN

Philips-Geräte sind Markenartikel, die mit größter Präzision nach modernsten Fertigungsmethoden und mit einem Höchstmaß an Sorgfalt hergestellt werden. Das Gerät wird Ihnen gute Dienste leisten, vorausgesetzt daß Sie es sachgemäß bedienen und unterhalten

Trotz aller Sorgfalt ist das Auftreten von Fehlern nicht auszuschließen. Ihr Partner für die Behebung derartiger Fehler ist Ihr Fachhändler, bei dem das Gerät erworben wurde. Falls ein Reklamationsfall eintritt, wenden Sie sich bitte unter Vorlage des Einkaufsbeleges und des Gerätepasses an Ihren Fachhändler

GARANZIA E ASSISTENZA VALIDA PER L'ITALIA

Questo apparecchio è stato realizzato con materiali di prima qualità e costruito con la massima cura. La Philips comunque fornisce all'acquirente una Garanzia di buon funzionamento secondo le condizioni stabilite dall'**ANIE**

Tale Garanzia decorre dalla data di acquisto ed ha la durata di **6 mesi**. Per aver diritto alla Garanzia è necessario che questo certificato riporti i dati di Modello e Matricola dell'apparecchio, la data di acquisto ed il timbro del rivenditore, inoltre per tutti gli apparecchi per i quali è prevista la "ricevuta fiscale" (o altro documento di consegna) il documento stesso dovrà essere conservato con questo certificato a certificazione della data d'acquisto

In caso di necessità il prodotto dovrà essere fatto pervenire al Centro di Assistenza più vicino il cui receipt è pubblicato sugli elenchi telefonici della zona di residenza alla voce Philips

Per questo apparecchio Philips offre un Abbonamento all'Assistenza Tecnica. Per informazioni rivolgersi ai Centri di Assistenza o al servizio Consumatori Philips

Philips S.p.A., Viale le Fulvio Testi 327, 20162 MILANO
☎ 1678-20026

GARANTIE IN ÖSTERREICH

In Österreich ist die Gewährleistung für Verträge zwischen Händler und Käufer gesetzlich geregelt. Zur Geltendmachung des Gewährleistungsanspruches dient der Kaufbeleg

Die Österreichische Philips Industrie GmbH unterstützt die Gewährleistungsverpflichtung ihres Händlers für Neugeräte, die der Handel über die Österreichische Philips Industrie GmbH bzw. Horny VertriebsgmbH bezogen hat, dadurch, daß für den Käufer innerhalb von 6 Monaten ab Verkaufsdatum Funktionsmangel (Fabrikations- oder Materialfehler) in einer unserer Service-Filialen kostenlos, d.h. ohne Verrechnung von Arbeitszeit und Material, behoben werden. Schäden, die durch äußere Einflüsse, unsachgemäße Behandlung oder unsachgemäßen Fremdeingriff entstanden sind, sowie Gehäusefehler oder Glasbruch, sind von dieser Zusage ausgeschlossen

Philips Zentrale Kundeninformation:

- 1101 WIEN, Triesterstraße 64, ☎ 0222-60101-DW 1620 oder 1563

- 6020 INNSBRUCK, Klostergasse 4, ☎ 05222-74694

- 9020 KLAGENFURT, Villacher Straße 161, ☎ 0463-22397-DW 94

Philips Service-Organisation:

- 1232 WIEN, Ketzergasse 120, ☎ 0222-8662-0

CONDIÇÕES VÁLIDAS PARA PORTUGAL

A Philips Portuguesa, SA, assegura ao comprador deste aparelho garantia contra qualquer defeito de material ou fabrico, pelo prazo de 6 meses, contado a partir da data de aquisição. As gualhas de fonocaptadores não têm qualquer garantia

A Philips Portuguesa, SA, anula a garantia ao aparelho desde que se verifique ser a deficiência motivada por acidente, utilização incorrecta, causas externas, ou nos casos em que apresente vestígios de ter sido violado, ajustado ou reparado por entidade não autorizada. Também será considerada nula a garantia se este certificado apresentar rasuras ou alterações

A Philips Portuguesa, SA, obriga-se a prestar a garantia referida somente nos seus Serviços Técnicos ou nos Concessionários de Serviço autorizados. As despesas e riscos de transporte de e para as oficinas serão sempre da responsabilidade do comprador

Nota: Para que o aparelho seja assistido ao abrigo da garantia, é indispensável que seja apresentado este certificado, devidamente preenchido e autenticado, por vendedor autorizado, aquando da sua aquisição. Se sobre esta garantia necessitar algum esclarecimento que o vendedor não lhe possa dar, deve dirigir-se a

Philips Portuguesa, SA,

- Outurela - Carnaxide - 2795 LINDA A VELHA - ☎ 418 00 71/9

- R. Eng. Ezequiel de Campos, 182 - 4100 PORTO - ☎ 67 26 13

GARANTI OG SERVICE FOR DANMARK

De er nu ejer af et apparat, hvis konstruktion er baseret på erfaring og lang tids forskning

Philips garanterer for kvaliteten, og hvert led i fabrikationen er underkastet stadig kontrol. Alle henvendelser om fejl under garantien skal rettes til den forhandler, der har udleveret og underskrevet garantibeviset, hvorpå de gældende garantibestemmelser tillige er anført. Garantien er kun gældende i købslandet

GARANTI I NORGE

De er nåa eier av et apparat som er basert på lang tids forskning og erfaring

Philips garanterer for kvaliteten, men hvis en feil skulle oppstå bes De ta kontakt med den forhandler som har utlevert og underskrevet garantibeviset. Garantien gjelder kun i kjøpslandet hvor de gjeldende garantibestemmelser må følges

Hvis De trenger ytterligere opplysninger utover de forhandleren kan gi Dem, kan De henvende Dem til **Norsk A/S Philips, Avd. Audio/Video, Sandstuveien 70, OSLO 6 - ☎ 02 - 68 02 00**

GARANTI I SVERIGE

Garanti lämnas på denna Philipsapparat i enlighet med den garantiförbindelse som tillhandalägs av återförsäljaren. I garantiförbindelsen ges anvisningar om reklamation. Garantin gäller endast i köpslandet

TAKUU JA HUOLTO

Taman tuotteen rakenne on pitkäaikaisen, kokemuksella tehdyn tutkimustulos. Jatkuvan eri tuotantovaiheissa tehtävän laaturatkailun vuoksi Philips takaa tuotteen laadun. Tarkemmat tiedot takuuehdosta saat Philips-myyjältä tai alla olevasta osoitteesta

Oy Philips AB, Sinikalliontie 3, 02630 ESPOO - ☎ (358-0)-50261

☎ Oy Philips AB, P.O. Box 75, 02631 ESPOO

Free Manuals Download Website

<http://myh66.com>

<http://usermanuals.us>

<http://www.somanuals.com>

<http://www.4manuals.cc>

<http://www.manual-lib.com>

<http://www.404manual.com>

<http://www.luxmanual.com>

<http://aubethermostatmanual.com>

Golf course search by state

<http://golfingnear.com>

Email search by domain

<http://emailbydomain.com>

Auto manuals search

<http://auto.somanuals.com>

TV manuals search

<http://tv.somanuals.com>