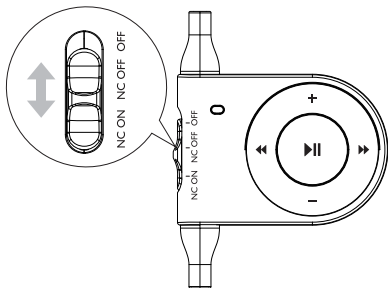
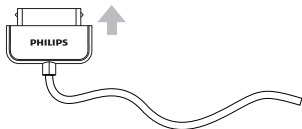
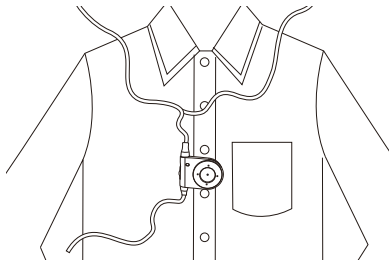
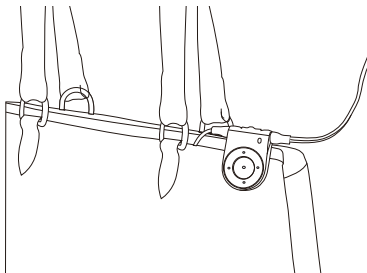


Register your product and get support at  
[www.philips.com/welcome](http://www.philips.com/welcome)

SHN6000







## Use the headphones

Use of the headphones draws battery from your iPod, and iPod playtime is affected.

To save your iPod power, please switch off your headphones after use.

- To have a better noise cancelling effect, select the most suitable caps for your ears.
- Connect the iPod connector to your iPod (Fig. 1).
- Adjust the slide switch to **NC ON** (Fig. 2) to enable noise cancelling function.
  - ↳ LED light turns blue.
  - To disable noise canceling function, adjust the slide switch to **NC OFF**.
  - ↳ LED light turns green.
- Use the control panel to control your iPod (Fig 3).



Skip to the previous/next track  
Hold to scroll fast backward/forward

---



Adjust volume level

---



Play/Pause iPod  
Hold to switch off the iPod

---

- Clip the headphones on your bag (Fig. 4) or shirt (Fig. 5).
- After use, adjust the slide switch to **OFF** to switch off the headphones.



© 2009 Koninklijke Philips Electronics N.V.

All rights reserved.

OSG\_V1.0

Download from [www.Somanuals.com](http://www.Somanuals.com). All Manuals Search And Download

## Free Manuals Download Website

<http://myh66.com>

<http://usermanuals.us>

<http://www.somanuals.com>

<http://www.4manuals.cc>

<http://www.manual-lib.com>

<http://www.404manual.com>

<http://www.luxmanual.com>

<http://aubethermostatmanual.com>

Golf course search by state

<http://golfingnear.com>

Email search by domain

<http://emailbydomain.com>

Auto manuals search

<http://auto.somanuals.com>

TV manuals search

<http://tv.somanuals.com>