

Philips Energy Advantage
PL-L 25W Lamps

*Ideal for applications
requiring maximum
energy savings*

ENERGY ADVANTAGE PL-L



Energy savings, compact size

Philips Energy Advantage PL-L 25W lamps offer significant energy savings in a small profile.

Save energy without changing a ballast

- 20% energy savings (when compared to a PL-L 40W*)
- Direct replacement for a PL-L 40W. No new ballast required when using an Instant Start Ballast
- Can only be operated on an Instant Start Ballast

Broad range of color temperatures

- Available in 3000K, 3500K and 4100K

High light output in a compact size

- Light output is comparable to a 25W 4' fluorescent
- 95% lumen maintenance

Excellent color rendering

- 82 CRI

* On Instant Start Ballast, a standard PL-L 40W only draws 32 Watts, so the actual savings is 7 Watts (32W - 25W = 7W)

PHILIPS
sense and simplicity

Philips Energy Advantage PL-L 25W Lamps

Ordering, Electrical and Technical Data

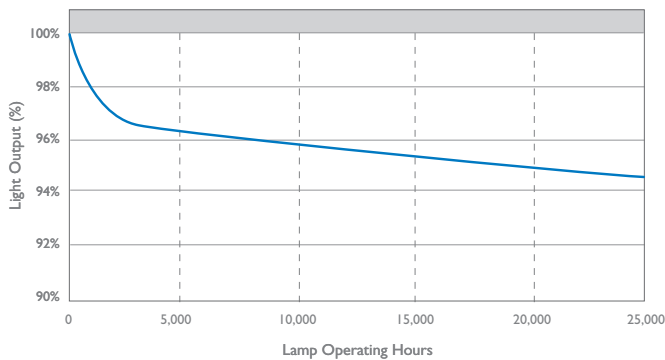
Product Number	Ordering Code	Nom Watts	Base	Pack. Qty.	Color Temp. (Kelvin)	MOL (In.)	Rated Average Life (Hrs.) ¹		Approx. Initial Lumens ⁴	Design Lumens ⁵	CRI	Lumen Maint.
							3-hr Start ²	12-hr Start ³				
209130	PL-L 40W/830/XEW/4P/IS 25W	25	2G11	25	3000K	22½	20,000	24,000	2600	2470	82	95%
209148	PL-L 40W/835/XEW/4P/IS 25W	25	2G11	25	3500K	22½	20,000	24,000	2600	2470	82	95%
209155	PL-L 40W/841/XEW/4P/IS 25W	25	2G11	25	4100K	22½	20,000	24,000	2600	2470	82	95%

- 1) Rated average life is the length of operation (in hours) at which point an average of 50% of a large sample of lamps will still be operational and 50% will not.
- 2) Average life under specified test conditions with lamps turned off and restarted no more frequently than once every 3 operating hours. Lamp life is appreciably longer if lamps are started less frequently.
- 3) Average life under engineering data with lamps turned off and restarted once every 12 operating hours.
- 4) Approximate initial lumens. The lamp lumen output is based upon lamp performance after 100 hours of operating life, when the output is measured during operation on a reference ballast under standard laboratory conditions. For expected lamp lumen output, commercial ballast manufacturers can advise the appropriate ballast factor for each of their ballasts when they are informed of the designated lamp. The ballast factor is a multiplier applied to the designated lamp lumen output.
- 5) Design lumens are the approximate lamp lumen output at 40% of the lamp's rated average life. This output is based upon measurements obtained during lamp operation on a reference ballast under standard laboratory conditions.

Above specifications are subject to change without notice.

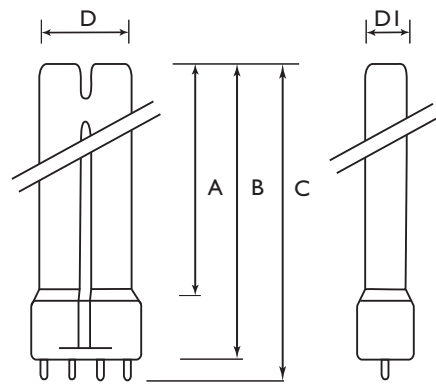
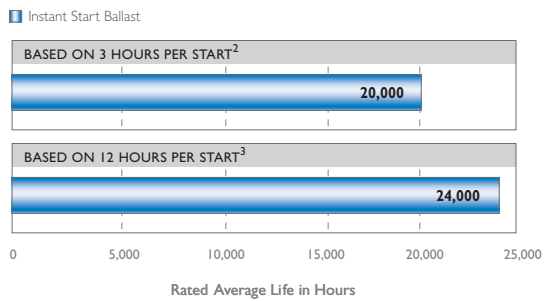
95% Lumen Maintenance

Philips Energy Advantage PL-L 25W Lamps



Rated Average Life

Philips Energy Advantage PL-L 25W Lamps



Dimensions

A	21.3"/540mm
B	22.2"/572mm
C	22.5"/571.5mm
D	1.5"/38mm
DI	0.7"/18mm



© 2008 Philips Lighting Company. All rights reserved.
 Printed in USA 06/08
 P-5886-A
www.philips.com

Philips Lighting Company
 200 Franklin Square Drive
 P.O. Box 6800
 Somerset, NJ 08875-6800
 1-800-555-0050
 A Division of Philips Electronics North America Corporation

Philips Lighting
 281 Hillmount Road
 Markham, Ontario
 Canada L6C 2S3
 1-800-555-0050
 A Division of Philips Electronics Ltd.

Free Manuals Download Website

<http://myh66.com>

<http://usermanuals.us>

<http://www.somanuals.com>

<http://www.4manuals.cc>

<http://www.manual-lib.com>

<http://www.404manual.com>

<http://www.luxmanual.com>

<http://aubethermostatmanual.com>

Golf course search by state

<http://golfingnear.com>

Email search by domain

<http://emailbydomain.com>

Auto manuals search

<http://auto.somanuals.com>

TV manuals search

<http://tv.somanuals.com>