

Portable CD Player

Audio

AX 1100
AX 1101



Let's make things better



PHILIPS


Portable CD Player

English

Français

Español

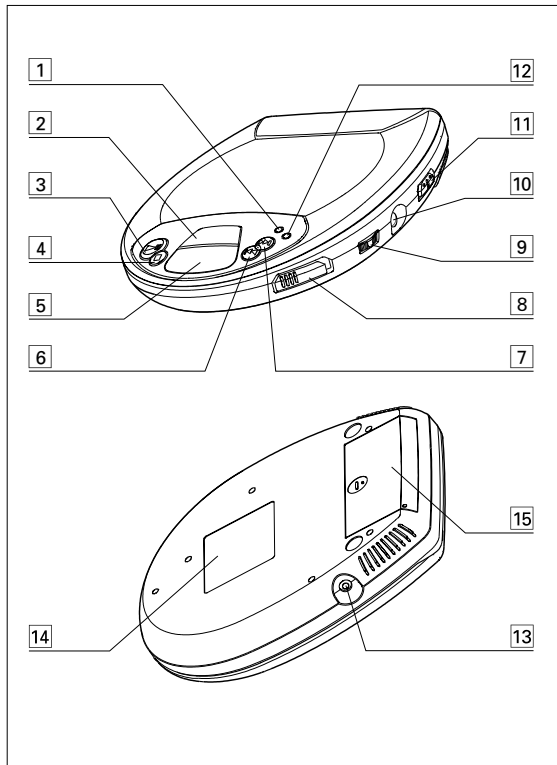
中文



Meet Philips at the Internet
<http://www.philips.com>

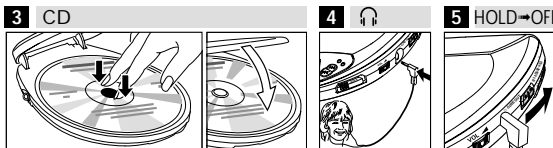
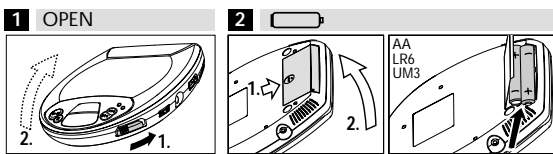
**CLASS 1
LASER PRODUCT**

AX1100
AX1101



QUICK START

MISE EN SERVICE RAPIDE



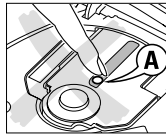
English

CONTROLS (see illustration in first column)

- 1 MODEselects the different playing possibilities: **SHUFFLE**, **SHUFFLE REPEAT ALL**, **REPEAT** and **REPEAT ALL**
- 2 BASS.....switches the bass enhancement on and off. This button also switches acoustic feedback (the beep) on/off when it is pressed for more than 2 seconds
- 3 **▶||**.....switches the player on, starts or pauses CD play
- 4 **■**.....stops CD play, clears a program or switches the player off
- 5display
- 6 **◀◀**.....skips and searches CD tracks backwards
- 7 **▶▶**.....skips and searches CD tracks forwards
- 8 OPEN **▶**.....opens the CD lid
- 9 VOL **◀**.....adjusts the volume
- 10 **🔊**/LINE OUT.....3.5 mm headphone socket, socket to connect the player to another audio input of an additional appliance
- 11 OFF.....switches RESUME and HOLD off
RESUMEstores the last position of a CD track played
HOLD.....locks all buttons
- 12 PROGRAMprograms tracks and reviews the program
- 13 4.5V DC.....socket for external power supply
- 14typeplate
- 15battery compartment

CD PLAYER AND CD HANDLING

- Do not touch the lens (A) of the CD player.
- Do not expose the unit, batteries or CDs to humidity, rain, sand or excessive heat (caused by heating equipment or direct sunlight).
- You can clean the CD player with a soft, slightly dampened, lint-free cloth. Do not use any cleaning agents as they may have a corrosive effect.
- To clean the CD, wipe it in a straight line from the center toward the edge using a soft, lint-free cloth. A cleaning agent may damage the disc! Never write on a CD or attach a sticker to it.
- The lens may cloud over when the unit is moved suddenly from cold to warm surroundings. Playing a CD is not possible then. Leave the CD player in a warm environment until the moisture has evaporated.
- Active mobile phones in the vicinity of the CD player may cause malfunctions.
- Avoid dropping the unit as this may cause damage.



ENVIRONMENTAL INFORMATION

- All redundant packing material has been omitted. We have done our best to make the packaging easily separable into two materials: cardboard and polyethylene.
- Your unit consists of materials which can be recycled if disassembled by a specialized company. Please observe the local regulations regarding the disposal of packing materials, exhausted batteries and old equipment.

CAUTION

Use of controls or adjustments or performance of procedures other than herein may result in hazardous radiation exposure.

BATTERIES (supplied or optionally available)

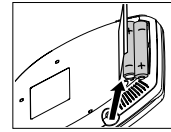
You can use the following batteries with this CD-player:

- normal batteries type **LR6**, **UM3** or **AA** (preferably Philips), or
- alkaline batteries type **LR6**, **UM3** or **AA** (preferably Philips).

Note: – Old and new or different types of batteries should not be used in combination. Remove batteries if they are empty or if the player is not going to be used for a long time.


Inserting batteries

- Open the battery compartment and insert either 2 normal or alkaline batteries.



Battery indication

The approximate power level of your batteries is shown in the display.

- If  is shown or flashing (depending on the version) and **b A t t** is displayed, the batteries are empty.



Average playing time of batteries under normal conditions

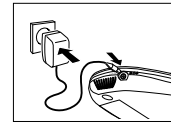
Battery type	Playing time
Normal	7 hours
Alkaline	20 hours

Batteries contain chemical substances, so they should be disposed of properly.

POWER ADAPTER (supplied or optionally available)

Use only the AY 3170 adapter (4.5 V/300 mA direct current, positive pole to the centre pin). Any other product may damage the player.

- 1 Make sure that the adapter's voltage corresponds to the local voltage.
- 2 Connect the adapter to the 4.5V DC socket of the player and to the wall socket.

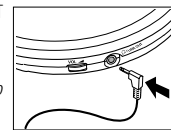


Note: Always disconnect the adapter when you are not using it.

HEADPHONES HE 035

- Connect the supplied headphones to the **🔊**/LINE OUT socket of the player.

Note: **🔊**/LINE OUT can also be used for connecting the player to your HiFi system (with a signal lead) or to your car radio (with a cassette adapter or signal lead). In both cases, the volume of the player must be set to position 8.



IMPORTANT!

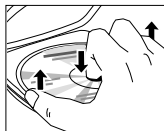

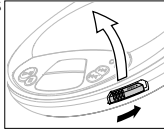
Hearing safety: Do not play your headphones at a high volume. Hearing experts advise that continuous use at high volume can permanently damage your hearing.

Traffic safety: Do not use headphones while driving a vehicle. It may create a hazard and it is illegal in many countries. Even if your headphones are an open-air type designed to let you hear outside sounds, do not turn up the volume so high that you cannot hear what is going on around you.

PLAYING A CD

This CD player can play all kinds of **Audio Discs** such as CD-Recordables and CD-Rewritables. Do not try to play a CD-ROM, CDI, VCD, DVD or computer CD.

- 1 Push OPEN ► to open the CD compartment lid.
- 2 Insert an audio CD, printed side up, by pressing the CD center onto the hub.
- 3 Close the player by pressing the lid down.
- 4 Press ►► to switch the player on and start CD playback.
 - The current track number and the elapsed playing time are displayed.
- You can pause playback by pressing ►►.
 - The time where playback was paused will flash.
- You can continue playback by pressing ►► again.
- 5 Press ■ to stop playback.
 - The total number of tracks and the total playing time of the CD are displayed.
- 6 Press ■ again to switch off the player.
 - To remove the CD, hold it by its edge and press the hub gently while lifting the CD.



Note: If there is no activity, the unit will automatically switch off after a while to save energy.

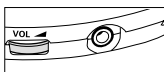
PLAYBACK INFORMATION

- If a CD-Recordable (CD-R) or a CD-Rewritable (CD-RW) is not recorded properly, **RF d 15C** is displayed. In that case, use FINALIZE on your CD-recorder to complete the recording.
- If you want to play a CD-Rewritable (CD-RW), it takes 3–15 seconds for sound reproduction to start once you have pressed ►►.
- Playback will stop if you open the CD lid.
- While the CD is being read, **:-:-** flashes in the display.

VOLUME AND BASS

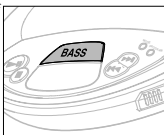
Volume adjustment

Adjust the volume by using VOL ◀.



Bass adjustment

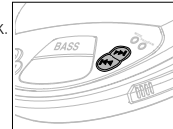
- Press BASS to switch the bass enhancement on or off.
 - **DBB** is shown if the bass enhancement is activated.



SELECTING A TRACK AND SEARCHING

Selecting a track during playback

- Briefly press ◀◀ or ▶▶ once or several times to skip to the beginning of the current, previous or next track.
 - Playback continues with the selected track, and its number is displayed.



Selecting a track when playback is stopped

- 1 Briefly press ◀◀ or ▶▶ once or several times.
 - The selected track number is displayed.
- 2 Press ►► to start CD play.
 - Playback starts with the selected track.

Searching for a passage during playback

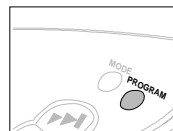
- 1 Keep ◀◀ or ▶▶ pressed to find a particular passage in a backward or forward direction.
 - Searching is started and playback continues at low volume. After 2 seconds the search speed increases.
- 2 Release the button when you reach the desired passage.
 - Normal playback continues from this position.

Notes: – During SHUFFLE, SHUFFLE REPEAT ALL, REPEAT or while playing a program, searching is only possible within the particular track.

PROGRAMMING TRACK NUMBERS

You can select up to 15 tracks to play in a program. A single track may be played more than once in the program.

- 1 While playback is stopped, select a track with ◀◀ or ▶▶.
- 2 Press PROGRAM to store the track.
 - **PROGRAM** lights: the track number programmed and **P**, with the total number of stored tracks, are displayed.
- 3 Select and store all desired tracks in this way.
- 4 Press ►► to start playback of your selected tracks.
 - **PROGRAM** is shown and playback starts.
- You can review the program by pressing PROGRAM for more than 2 seconds.
 - The display shows all stored tracks in sequence.



Notes: – If you press PROGRAM and no track is selected, SELE is displayed.
– If you try to store more than 15 tracks, FULL is displayed.

Clearing the program

- While playback is stopped, press ■ to clear program.
 - **CEAR** is displayed once, **PROGRAM** disappears, and the program is cleared.



Notes: – The program also will be cleared if you
– interrupt the power supply, or
– open the CD compartment lid, or
– if the unit switches off automatically.

Both the model number and production number are located on the bottom of the set.

AUSTRALIA

Philips product warranty for Australia only

Warranty conditions valid for Colour Television, Video Cassette Recorders, CD Recordable, DVD Players, Audio Systems, and Portable Audio.
The benefits given to the purchaser by this warranty are in addition to all other rights and remedies which the purchaser has in respect of the product under the Trade Practices Act or other Commonwealth or State Law.

Philips Consumer Electronics warrants its products to the purchaser as follows and subject to the stated conditions.

12 months free service

Conditions of warranty

1. All claims for warranty service should be made to your nearest Philips Authorised Service Centre. Reasonable evidence of date of purchase must be provided.
2. This warranty extends only to defects occurring under normal use of the product when operated in accordance with the instructions.
3. Home service within the normal service area of our Philips Authorised Service Centres will be provided for television receivers with screen size 48cm and above. All other products are to be brought or sent to your nearest Philips Authorised Service Centre.
4. This warranty does not cover:
 - a) Mileage or traveling time, pickup or delivery, cost of insurance.
 - b) Service costs arising from failure to correctly adjust the controls of the product or to observe the instructions, or inspections that reveal that the product is in normal working order.
 - c) Product failures caused by misuse, neglect, normal wear and tear, accidental breakage, transit damage, inexperienced repairs or modification by unauthorised persons, lightning strikes, vermin infestation or liquid spillage.
 - d) Cleaning of video or audio heads.

Philips product warranty for Australia only

- e) Inadequate receiving antennae.
- f) Replacement of worn or used batteries, styli or other consumables.

The conditions contained in this warranty card replace and override the provisions of the World-Wide Guarantee for Products sold in Australia.

Philips Service Branches

To contact your nearest Philips Authorised Service Centre call **1300 36 1392** from anywhere in Australia.

Sydney	Melbourne	Hobart
Newcastle	Brisbane	Wollongong
Perth	Adelaide	Canberra

Service is provided through 350 accredited service dealers throughout Australia.
To find out about your nearest centre, call **1300 36 1392**.

Please record the following information for your records and keep in a safe place.

Model No:.....

Serial No:.....

Please retain your purchase receipt which is required to claim service under warranty.

Philips Consumer Electronics Australia Limited
ACN 008 445 743, 3 Figtree Drive
Homebush NSW 2140

Version 4, 03/99, FPCP-03

NEWZEALAND

Guarantee and Service for New Zealand

Thank-you for purchasing this quality Philips product.

Philips New Zealand Ltd guarantees this product against defective components and faulty workmanship for a period of 12 months. Any defect in materials or workmanship occurring within 12 months from the date of purchase subject to the following conditions will be rectified free of charge by the retailer from whom this product was purchased.

Conditions

1. The product must have been purchased in New Zealand. As proof of purchase, retain the original sales docket indicating the date of purchase.
2. The guarantee applies only to faults caused by defective components, or faulty workmanship on the part of the manufacturer.
3. The guarantee does not cover failures caused by misuse, neglect, normal wear and tear, accidental breakage, use on the incorrect voltage, use contrary to operating instructions, or unauthorised modification to the product or repair by an unauthorised technician.
4. Reasonable evidence (in the form of a sales docket) must be supplied to indicate that the product was purchased no more than 12 months prior to the date of your claim.
5. In the event of a failure, Philips shall be under no liability for any injury, or any loss or damage caused to property or products other than the product under guarantee.

This guarantee does not prejudice your rights under common law and statute, and is in addition to the normal responsibilities of the retailer and Philips.

Guarantee and Service for New Zealand

How to claim

Should your Philips product fail within the guarantee period, please return it to the retailer from whom it was purchased. In most cases the retailer will be able to satisfactorily repair or replace the product.

However, should the retailer not be able to conclude the matter satisfactorily, or if you have other difficulties claiming under this guarantee, please contact

The Guarantee Controller

Philips New Zealand Ltd.

✉ P.O. Box 41.021

Auckland

☎ (09) 84 94 160

fax ☎ (09) 84 97 858



Descripción : Tocadiscos de CD portátil
 Modelo : AX 1100/01, AX1100/16
 Alimentación : AX 1101/01, AX1101/16
 Consumo : 110-127/220-240 V -50-60 Hz
 Importador : 4 W (AV 3170)
 Domicilio : Philips Mexicana, S.A. de C.V.
 Localidad y Teléfono : Norte 45, # 669, Col. Industrial Vallejo
 Exportador : C.P. 02300 México D.F., Tel. 57294200
 País de Origen : Philips Electronics Hong Kong Ltd.
 China
 N° de Serie :

LEA CUIDADOSAMENTE ESTE INSTRUCTIVO
ANTES DE USAR SU APARATO.
Centro de Información al Consumidor
Tel.5368-7788 Lada sin Costo 01 800 504 6200

POLIZA DE GARANTÍA

ESTA POLIZA ES GRATUITA

Este aparato ha sido cuidadosamente diseñado y se ha fabricado con los mejores materiales bajo un estricto control de calidad, garantizando su buen funcionamiento por los periodos establecidos según el aparato (ver lista en la parte inferior) **a partir de la entrega del aparato al consumidor. Esta póliza incluye la reparación o reposición gratuita de cualquier parte o componente que eventualmente fallase y la mano de obra necesaria para su reparación**, misma que se hará efectiva en cualquiera de nuestros centros de servicio autorizados en el país.

Si su aparato llegase a requerir de nuestro servicio de garantía, acuda al centro de servicio más cercano a su domicilio, de tener alguna duda por favor llame a nuestra CENTRAL DE SERVICIO al tel.: 57 28 42 52, y en el interior del país LADA sin costo al 01 800 506 9200 en donde con gusto le indicaremos el centro de servicio autorizado más cercano a su domicilio.

PHILIPS MEXICANA S.A. de C.V. a través de sus centros de servicio autorizados **reparará y devolverá a usted su aparato en un plazo no mayor a 20 días hábiles**, contados a partir de la fecha de ingreso, impresa en la orden de servicio de cualquiera de nuestros centros de servicio autorizados.

La garantía de esta póliza cubre cualquier desperfecto o daño eventualmente ocasionado por los trabajos de reparación y/o traslado del aparato en el interior de nuestros centros de servicio autorizados.

Esta póliza sólo tendrá validez, si está debidamente requisitada, sellada y firmada por la casa vendedora, en caso de extravío de esta póliza, podrá hacer efectiva su garantía con la presentación de su factura de compra.

ESTA POLIZA NO SE HARÁ EFECTIVA EN LOS SIGUIENTES CASOS:

- Cuando el aparato sea utilizado en condiciones anormales y los daños o desperfectos que manifestase sean causados por mal trato, descuido o mal uso.
- Cuando el aparato no haya sido operado de acuerdo a su instructivo de uso, en donde se señalan las condiciones normales de operación, los valores nominales y las tolerancias de las tensiones (voltaje), frecuencia (ciclaje) de alimentación eléctrica y las características que deben reunir las instalaciones auxiliares.
- Cuando la causa de la falla o mal funcionamiento sea consecuencia de una reparación inadecuada o alteración producida por personas no autorizadas por PHILIPS MEXICANA S.A. de C.V.
- Cuando los datos de esta póliza hayan sido alterados o modificados.
- Por fenómenos naturales no imputables a la empresa tales como: temblores, inundaciones, incendios, descargas eléctricas, rayos, etc.

PERIODOS DE GARANTÍA

36 MESES. – Monitores para computadora.

12 MESES. – Televisores, videocassetteras, video reproductores DVD, grabador reproductor de disco compacto, video proyectores (excepto la lámpara), cámaras de video, decodificadores de señal (IRD), televisor para hotel, sistemas de observación, televisores de proyección, teléfonos celulares, pagers, equipos modulares, sintonificadores, facsimil, LNB, antena de recepción de satélite, DVD ROM, CDR ROM y CDRW ROM para computadora.

6 MESES. – Radiografadoras con y sin reproductor de disco compacto, reproductor de cassette portátil, reproductor de disco compacto portátil, radio relojes, radios A.M./F.M., auto esteros y teléfonos inalámbricos.

3 MESES. – Accesorios, controles remotos, bocinas, cinta para fax y para cámara de videoconferencia.



PHILIPS

MC-719-ARCO

Philips Mexicana, S.A. de C.V.

Producto importado por:
 Philips Mexicana, S.A. de C.V.
 Norte 45 No. 669 Col. Ind. Vallejo,
 Del. Atzacapatzalco C.P. 02300
 Tels. 57 28 42 00 y 57 29 48 00

Centro de Información al Consumidor:
 Norte 45 No. 669 Col. Ind. Vallejo
 Del. Atzacapatzalco C.P. 02300
 Tel. 53 68 77 88 Lada 01 800 504 62 00

MODELO _____ N° DE SERIE _____

La presente garantía contará a partir de: DIA _____ MES _____ AÑO _____
 En caso que en su producto se produzca alguna falla, acuda al centro de servicio más cercano a su domicilio (según listado de talleres), de tener alguna duda, por favor llame a nuestra CENTRAL DE SERVICIO, en donde con gusto le atenderemos.

Así mismo, cuando requiera refacciones y partes originales para su producto, acuda a los centros de servicio. Para hacer efectiva la garantía de su producto, es necesario que presente usted esta póliza debidamente requisitada o de lo contrario presentar su factura de compra.

CENTROS DE SERVICIO

Ciudad	EDO	Calle y N°	Colonia	C. P.	Nombre Comercial	Lada	Telefono	Fax	
Acapulco	GRO	Av. Revolution N° 28	M. Aleman	39300	Servicio Electronicos Profesional	74	83 32 96	-	S
Cd. Juarez	CHIH.	Rancho el Becerro 3011	Pradera Dorada	32610	Teleservicio Dominguez	16	18 21 28	18 21 28	S
Cd. Reynosa	TAMPS	Tiburcio Garza N° 401	Rodriguez	88699	Teleservicio Pepe	89	22 59 86	-	S
Chihuahua	CHIH.	Trasvina y Retes N° 3503-A	San Felipe	31240	Zener Electronica	14	14 01 16	26 50 41	S
Colima	COL	Francisco I. Madero N° 426	Centro	28000	TV Antenas de Colima	331	403 01	403 01	S
Culiacan	SIN.	Venustiano Carranza N° 140-A Nte.	Centro	80090	Estereo Voz	67	16 15 10	-	S
Guadalajara	JAL	Av. Vallarta N° 2250	Ladron de Guevara	44600	Leocom S.A. de C.V.	3	616 88 616 01 26	615 72 62	SR
Leon	GTO	Hernandez Alvarez N° 726	San Juan de Dios	37480	Tecnicos Especializados	47	70 26 99	15 58 64	S
Merida	YUC	Calle 70 N° 443 X 49 Depto. 8	Centro	97000	Servicentro	99	28 54 28	23 39 97	S
Mexicali	B.C.N.	Calz. Cuauhtemoc N° 866-2	Cuauhtemoc Nte.	21200	Baja Electronics	619	67 49 16	67 49 16	S
Mexico	D.F.	Calz. Vallejo N° 1045-03 Esq. Poniente 124	Industrial Nueva Vallejo	2300	Chyr S.A. de C.V.	5	567 22 56 567 96 32	567 96 32	SR
Mexico	D.F.	Calz. Vallejo N° 904 Loc. 5	Industrial Vallejo	2300	Tecnología y Servicio S.A. de C. V.	5	587 57 99	587 57 99	S
Mexico	D.F.	Pilares N° 519 Local C-3	Del Valle	03100	Cocesionario Pilares	5	605 42 15 605 42 76	605 43 46	SR
Monterrey	N.L.	Juan Mendez N° 825 Nte.	Centro	64000	Monterrey Centro Electronico S.A.	8	375 16 17	374 85 42	SR
Morelia	MICH.	Lago de Patzcuaro N° 500-A	Ventura Puente	58020	Multiserv. Prof. de Zamora	43	12 03 17	-	S
Oaxaca	OAX	Huzares N° 207	Centro	68000	El Francistor S. de R.L. de C.V.	951	647 37	-	S
Pachuca	HGO	Pza. de las Americas Lote 28 Nucleo D	Valle de Sn Javier	42086	Frazare Electronica	77	14 15 81	-	S
Puebla	PUE	Av. 10 Poniente N° 2902-B	San Alejandro	72090	Selcom	22	48 77 64	48 77 64	SR
Queretaro	ORO	Bolivia 32	Lomas de Queretaro	76190	Electronica Zener	421	610 09	-	S
San Luis Potosi	S.L.P.	Fuente De La Glorietta N° 147	Balcones del Valle	78320	Servicios Electronicos	481	534 07	-	S
Tampico	TAMPS	Laredo N° 105	Mainero	89060	Concesionario Philips Tampico	12	12 36 04	-	SR
Tijuana	B.C.N.	Calle 1a. N° 1540-3	Centro	22000	Sistemas Inalambricos de Comunicacion	66	85 95 58	85 95 58	S
Toluca	EDOMEX	Calle Toluca N° 505	Sanchez	50040	Concesionario Philips Toluca	72	14 83 09	17 03 21	S
Torreon	COAH	Mariano Lopez Ortiz N° 1126 Nte.	Centro	27000	Electronica Jomar	17	22 00 05	-	S
Tuxtla Gutierrez	CHS	10 Nte. Ote 153-A	Centro	29000	KC-Video	96	18 19 08	-	S
Veracruz	VER	Guerrero N° 1877 Entre Cortes y Canal	Centro	91700	Antza Comunicaciones	29	32 78 23 32 44 44	32 78 23	S
Villahermosa	TAB	Sanchez Marmol N° 206	Centro	86000	Tecnicentro	93	14 31 36	-	S

NOTA: Los Centros que tengan (S) solo proporcionan Servicio y los que tengan (SR) venden refacciones y proporcionan Servicio.

Free Manuals Download Website

<http://myh66.com>

<http://usermanuals.us>

<http://www.somanuals.com>

<http://www.4manuals.cc>

<http://www.manual-lib.com>

<http://www.404manual.com>

<http://www.luxmanual.com>

<http://aubethermostatmanual.com>

Golf course search by state

<http://golfingnear.com>

Email search by domain

<http://emailbydomain.com>

Auto manuals search

<http://auto.somanuals.com>

TV manuals search

<http://tv.somanuals.com>