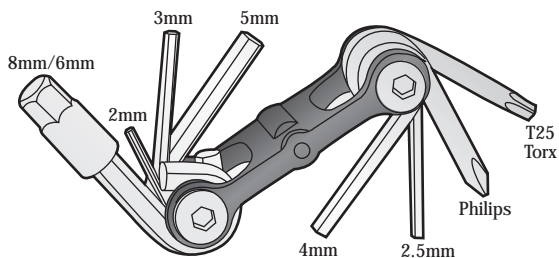
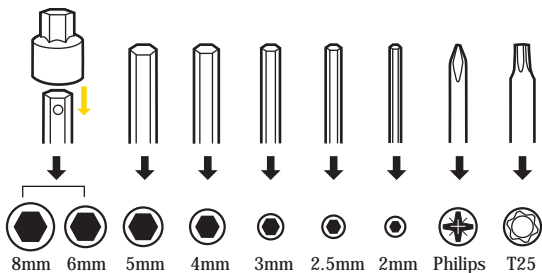


MINI 9



Neoprene case included



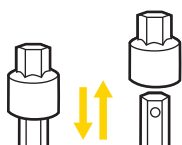
Using T25 Torx Wrench

Tighten disc brake rotor bolts with the T25 Torx wrench.

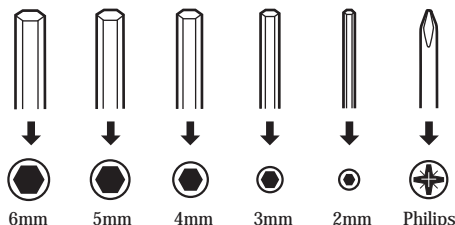
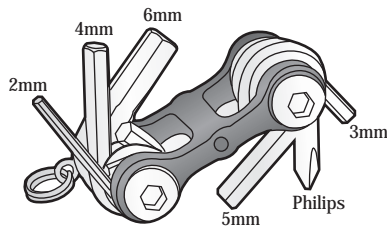


Using 6mm/8mm Allen Keys

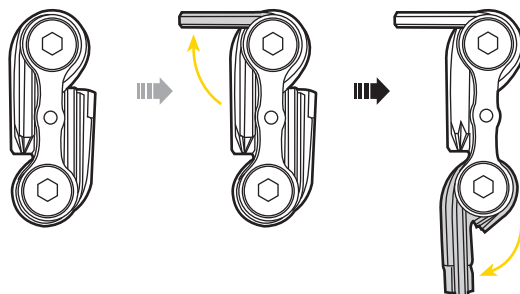
These two tools are combined.
Remove 8mm Allen head to use 6mm Allen key.



MINI 6



Increasing Tool Leverage



Unfold tools for increased leverage when needed.

NOTE:

Lubricate and maintain mini tool with teflon based lubricant when needed. To prevent rusting, keep mini tool dry.

LIMITED WARRANTY

2-year Warranty : All mechanical components against manufacturer defects only.

Warranty Claim Requirements

To obtain warranty service, you must have your original sales receipt. Items returned without a sales receipt will assume that the warranty begins on the date of manufacture. All warranties will be void if mini tool is damaged due to user abuse, tool or body alterations, modification, or used in any way not intended as described in this user's guide.

* The specifications and design are subject to change without notice.

Topeak products are available only from professional bicycle shops.

Please contact your nearest Topeak authorized bicycle dealer for any questions.

For customers in the USA, call: 1-800-250-3068 Website: www.topeak.com

Free Manuals Download Website

<http://myh66.com>

<http://usermanuals.us>

<http://www.somanuals.com>

<http://www.4manuals.cc>

<http://www.manual-lib.com>

<http://www.404manual.com>

<http://www.luxmanual.com>

<http://aubethermostatmanual.com>

Golf course search by state

<http://golfingnear.com>

Email search by domain

<http://emailbydomain.com>

Auto manuals search

<http://auto.somanuals.com>

TV manuals search

<http://tv.somanuals.com>