

# Unpack

Déballer

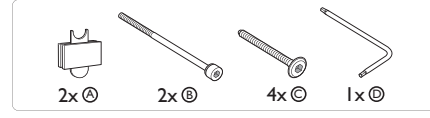
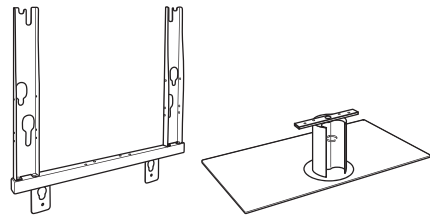
Assemble  
Lijstje  
Stabbe  
Draaivoer  
Pak  
Pak  
Pak

Parts  
Accessories  
Accessories  
Accessories  
Accessories  
Accessories

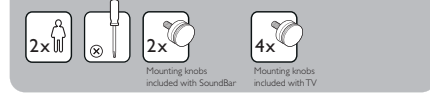


**PHILIPS**

## What's in the box



What else you'll need



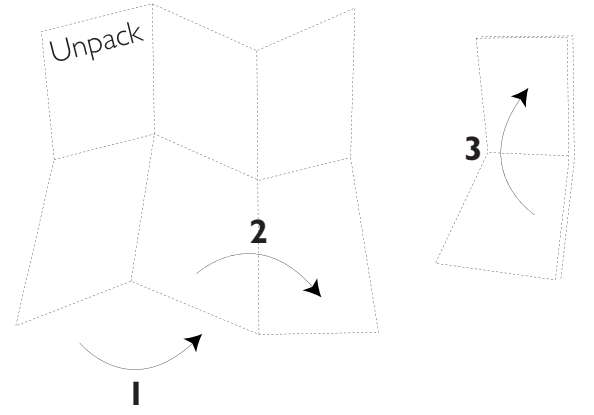
The tabletop stand is usable for the following TV sets



## STS8000 set-up guide

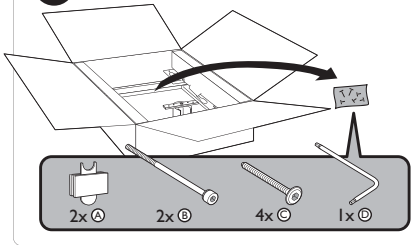
**Specification**  
Size: 480mm x 480mm  
6 x (160x235mm)  
Print: 1C x 1C (Black)  
Material: Maco White Matt

### Folding method

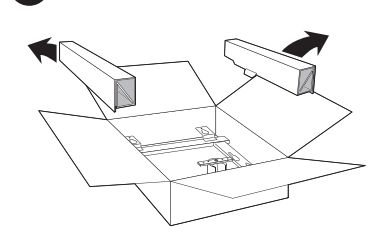


Printed in England  
www.philips.com  
© 2007 Philips Electronics N.V. All rights reserved.  
Tous droits réservés Philips Electronics N.V. Tous droits réservés.  
Specifications are subject to change without notice.

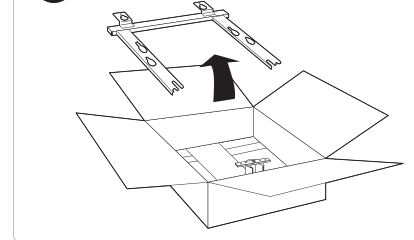
### 1 Unpack the stand



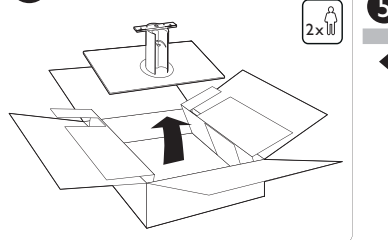
### 2



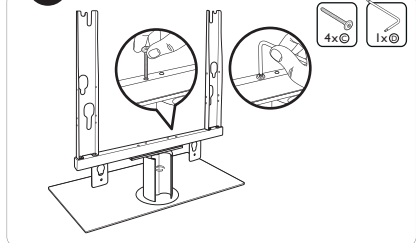
### 3



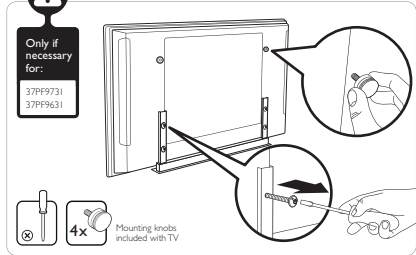
### 4



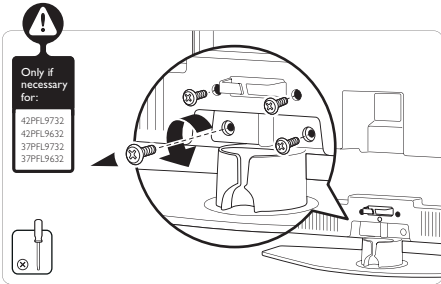
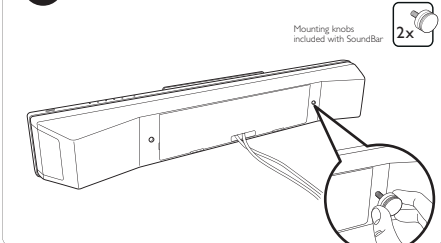
### 5 Assemble the stand



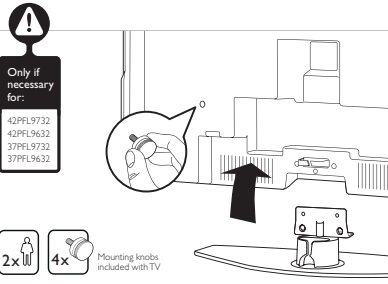
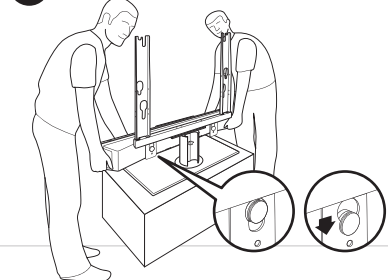
Detach your TV from its stand and attach mounting knobs



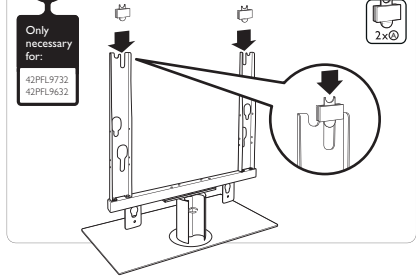
### 6 Connect cables and mounting knobs



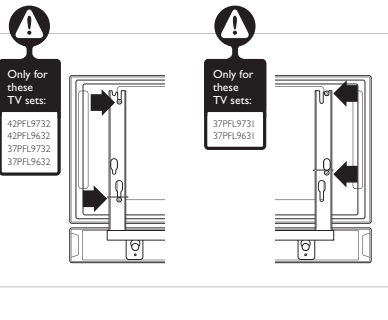
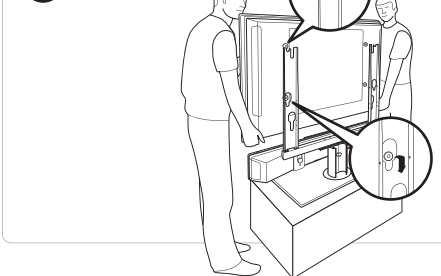
### 7 Mount your SoundBar



### 8



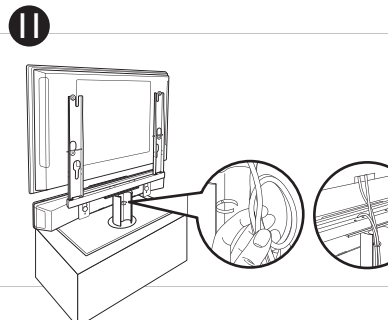
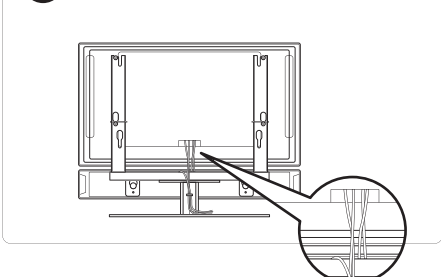
### 8 Mount your TV



### 9



### 10 Connect SoundBar to TV



## Free Manuals Download Website

<http://myh66.com>

<http://usermanuals.us>

<http://www.somanuals.com>

<http://www.4manuals.cc>

<http://www.manual-lib.com>

<http://www.404manual.com>

<http://www.luxmanual.com>

<http://aubethermostatmanual.com>

Golf course search by state

<http://golfingnear.com>

Email search by domain

<http://emailbydomain.com>

Auto manuals search

<http://auto.somanuals.com>

TV manuals search

<http://tv.somanuals.com>