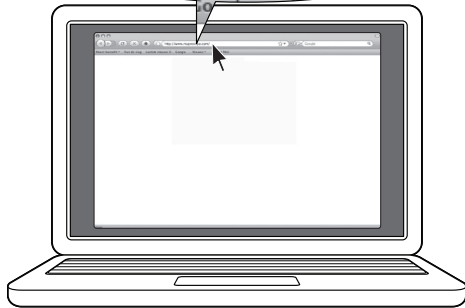


# Quick Start Guide Prestigo

## 1 Surf to the website

- *Rendez-vous sur le site Web*
- *Rufen Sie die Website auf*
- *Surf naar de website*

<http://www.myprestigo.com/>



## 2 Download the software

- *Téléchargez le logiciel*
- *Laden Sie die Software herunter*
- *Download de software*

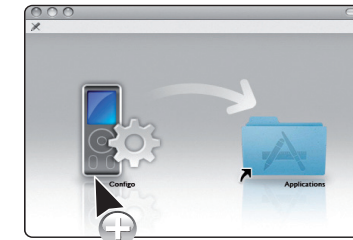
Download Now



## 3 Install the software / • Installez le logiciel / • Installieren Sie die Software / • Installeer de software



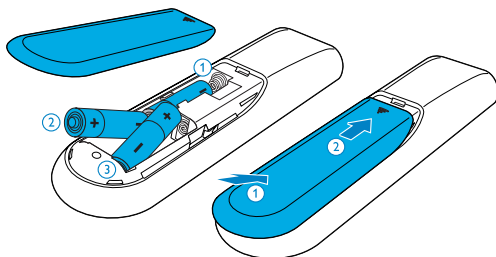
- *Run the Installer*
- *Lancez le logiciel d'installation*
- *Führen Sie das Installationsprogramm aus*
- *Voer het installatieprogramma uit*



- *Drag to your Applications folder*
- *Déplacez dans votre dossier d'applications*
- *Verschieben Sie in Ihren Anwendungsordner*
- *Sleep naar de map Programma's*

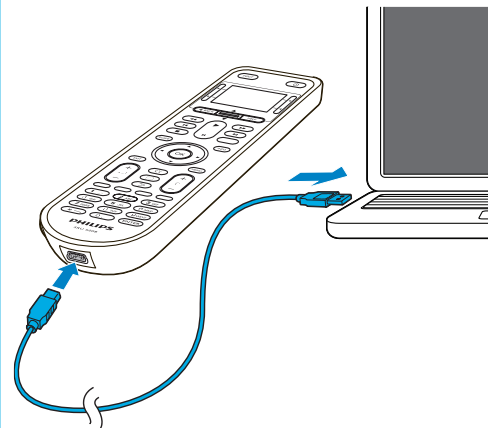
## 4 Insert the batteries (3 x AA)

- *Insérez les 3 piles AA*
- *Legen Sie die Batterien ein (3 x AA)*
- *Plaats de batterijen (3 x AA)*

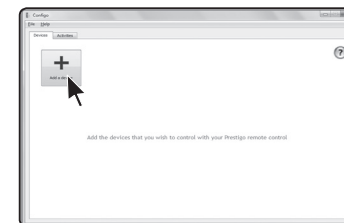


## 5 Connect the remote control

- *Connectez la télécommande*
- *Schließen Sie die Fernbedienung an*
- *Sluit de afstandsbediening aan*



## 6 Start setup of the remote control / • Démarrez la configuration de la télécommande / • Starten Sie die Einrichtung der Fernbedienung / • Begin met de installatie van de afstandsbediening



- *Click in your Applications folder*
- *Cliquez sur dans votre dossier d'applications*
- *Klicken Sie in Ihrem Anwendungsordner auf*
- *Klik in de map Programma's op*

• For legal information and more instructions for use, please consult the Help menu in the software.  
• *Pour consulter les informations juridiques et obtenir de plus amples instructions d'utilisation, reportez-vous au menu d'aide du logiciel.*

• *Rechtliche Hinweise und weitere Anleitungen finden Sie im Hilfenümenü der Software.*  
• *Raadpleeg voor juridische informatie en meer gebruiksinstructies het Help-menu in de software.*

© 2009 Koninklijke Philips Electronics N.V.  
All rights reserved. Reproduction in whole or in part is prohibited without the prior written consent of the copyright owner. The information presented in this document does not form part of any quotation or contract, is believed to be accurate and reliable and may be changed without notice. No liability will be accepted by the publisher for any consequence of its use. Publication there of does not convey nor imply any license under patent- or other industrial or intellectual property rights.  
Document order number: 3104 205 3504 2 / SRU600X  
September 2009  
[www.philips.com](http://www.philips.com)  
RTP/RR/3909

## Free Manuals Download Website

<http://myh66.com>

<http://usermanuals.us>

<http://www.somanuals.com>

<http://www.4manuals.cc>

<http://www.manual-lib.com>

<http://www.404manual.com>

<http://www.luxmanual.com>

<http://aubethermostatmanual.com>

Golf course search by state

<http://golfingnear.com>

Email search by domain

<http://emailbydomain.com>

Auto manuals search

<http://auto.somanuals.com>

TV manuals search

<http://tv.somanuals.com>