

PELICAN



Chameleon

For PlayStation®2



**Chameleon
PL-659
Rev#082603**

Table of Contents

Console Protection Guarantee	1
Product Layout	2
Overview	3
Instructions	5
Trouble Shooting	7
Warranty Information	9



PELICAN
Performance you can trust

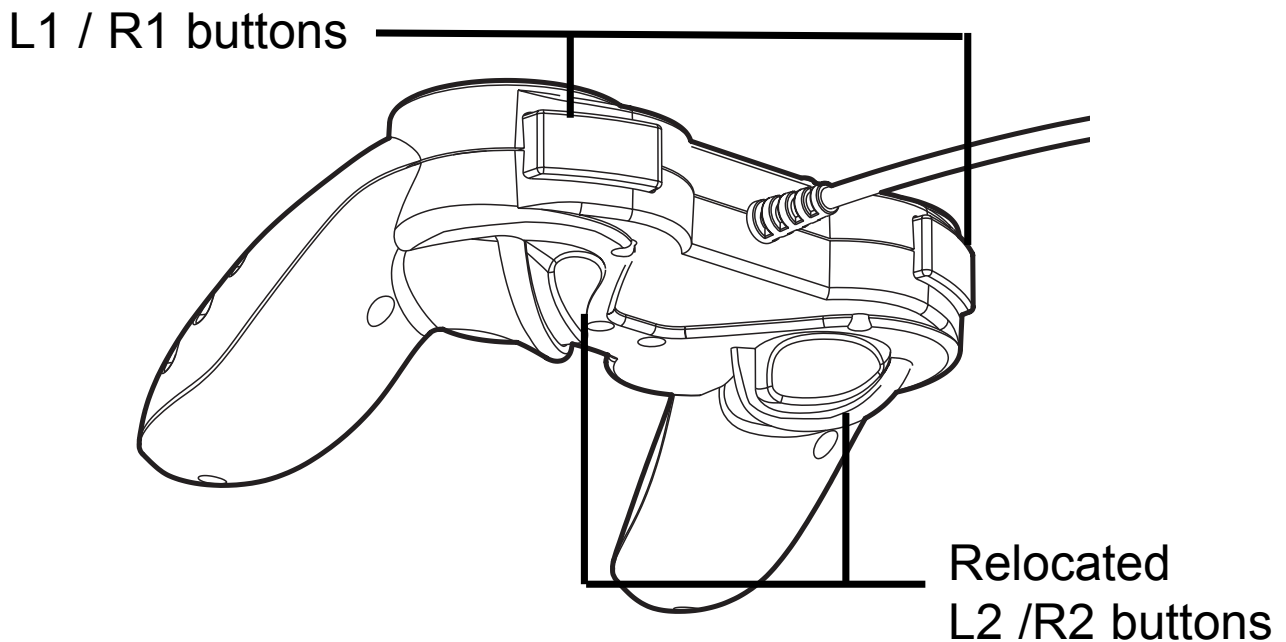
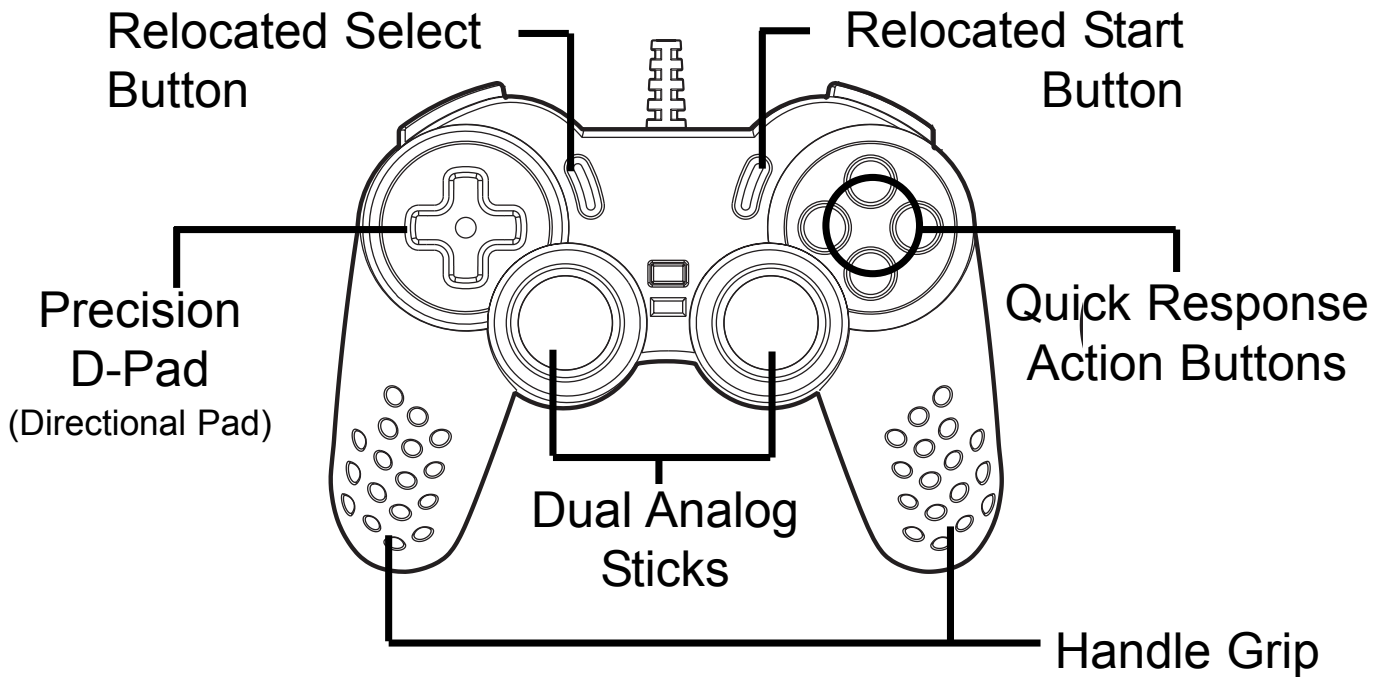
Console Protection Guarantee

Console Protection
GUARANTEE

Pelican's Console Protection Guarantee assures you of Pelican's commitment to quality and customer satisfaction. The Protection Guarantee warrants the connection (the plug port of the video game console and the plug of the Pelican controller) between the controller and your video game console system, i.e., that with the proper use of our controller (see manual) we agree to replace or repair your video game system in the event that our controller directly causes damage to your game console as a result of our controller failing to perform properly. Circumstances that may cause our protection guarantee to take effect might be one of the following: the video game console does not acknowledge a controller which has been plugged in, original controller fails to operate after using a Pelican controller, other non-pad controllers fail to operate after using a Pelican Controller. This protection warranty does not include the video game power supply, any part relating to the CD/DVD load and read mechanism, internal operating system, nor the cabinet of the video game system. This warranty will not apply if the Pelican controller is not used as directed in the product manual enclosed. For further information or help please contact us toll free at (800) 331-3844 or on line at <http://www.pelicanperformance.com>

Product Layout

Chameleon Controller



All Chameleon's buttons are fully analog and pressure sensitive.

Product Overview:

The Chameleon Controller omitted the gimmicks common to third party controllers, opting to focus on quality and design elements that make the difference in game play. Chameleon introduces a new level of COOL with its look and design. The following will give you a run down of these design elements that are not found on other controllers.

Relocated L2 / R2 Buttons:

The L2 / R2 buttons have been relocated to give the user greater comfort and a much quicker reaction time than other controllers.

10% smaller design:

The smaller size adds to the comfort of Chameleon by eliminating the bulk commonly found in 3rd party controllers.

Relocated Start & Select Buttons:

The Start and Select buttons have been relocated to give you easier and quicker access to them.

Handle Grip:

A unique dimple effect has been added to the handles for just the grip needed in the most intense gaming sessions.


Colored Circuit Boards:

Instead of offering different colored plastics on the Chameleon, we have introduced a new level of cool by offering different colored circuit boards to provide a different color for everyone's taste.

Instructions:

1. Make sure your PlayStation®, PSone™, or PlayStation®2 is turned off.
2. Plug your new Chameleon controller into controller port one. If you already have a controller and want to use Chameleon as a second controller, make sure you have a controller plugged into controller port one and plug Chameleon into controller port two.
3. Because of Chameleon's relocated L2 / R2 buttons you will need to hold the controller slightly different than you would a standard PlayStation® controller. Place your index finger on the L1 / R1 buttons

Your middle fingers will be resting on the L2 / R2 buttons. The picture below shows the proper finger placement to maximize comfort and performance.



4. Insert a game into your PlayStation®, PSone™, or PlayStation®2.
5. Turn on your PlayStation®, PSone™, or PlayStation®2.
6. You are now ready to play.

Trouble Shooting

If you are having difficulties with your new Chameleon Controller, please refer below:

My system turns on but I don't see anything on the TV.

1. Check to verify that your A/V cable is properly connected to your system.
2. Check to verify that your A/V cable is properly plugged into your television set.

My Chameleon does not respond while in the system menu.

1. Check to verify your Chameleon is firmly and properly plugged into controller port one.

My Chameleon does not respond while in the game.

1. Check to verify your Chameleon is firmly and properly plugged into controller port one.
2. If the game only functions in Analog Mode, press the analog button until the LED turns red.



P E L I C A N

Performance you can trust

For technical questions please visit
<http://www.pelicanperformance.com>
or call us directly at 1-800-331-3844

Warranty Card

Pelican warrants to the original consumer purchaser that the product will be free from defects in materials and / or workmanship for a period of 5 years from the date of purchase. If a defect covered by this warranty occurs during this period, Pelican at its option will repair or replace, at no charge, any part that Pelican determines to be defective.

To obtain warranty service during the warranty period, send the defective product postage pre-paid, with a money order for \$4.00 to cover the return postage and handling, along with proof of purchase and the date of purchase to:



PELICAN

Performance you can trust

1840 East 27th Street
Vernon, CA 90058

This warranty shall not apply if the product has been damaged by abuse, misuses, negligence, accident, modification, tampering or by any other causes unrelated to defective materials and / or workmanship.

Repair or replacement as provided under this warranty is Pelican's exclusive prerogative. ANY APPLICABLE IMPLIED WARRANTIES, INCLUDING WARRANTIES OR MERCHANTABILITY AND FITNESS FOR A PARTICULAR PURPOSE ARE HEREBY LIMITED TO 5 YEARS FROM THE DATE OF PURCHASE AND ARE SUBJECT TO THE CONDITIONS SET FORTH IN THIS LIMITED WARRANTY. IN NO EVENT SHALL PELICAN BE RESPONSIBLE FOR INCIDENTAL DAMAGES RESULTING FROM THE BREACH OF ANY EXPRESS OR IMPLIED WARRANTIES. This warranty gives you specific legal rights, and you may also have other legal rights, which vary from state to state.



P E L I C A N

Performance you can trust

**1840 East 27th Street
Vernon, CA 90058 USA**

<http://www.pelicanperformance.com>

Pelican and its logo are registered trademarks. Sony is a registered trademark of Sony Corp. PlayStation® 2, PlayStation®, & PSone™ are registered trademarks of Sony Computer Entertainment Inc.

Free Manuals Download Website

<http://myh66.com>

<http://usermanuals.us>

<http://www.somanuals.com>

<http://www.4manuals.cc>

<http://www.manual-lib.com>

<http://www.404manual.com>

<http://www.luxmanual.com>

<http://aubethermostatmanual.com>

Golf course search by state

<http://golfingnear.com>

Email search by domain

<http://emailbydomain.com>

Auto manuals search

<http://auto.somanuals.com>

TV manuals search

<http://tv.somanuals.com>