

Ordering Information

Style	Type	Mounting	Length	Total Lamps	Color	Ballast & Voltage
CD7	2				WH	
	2 = Direct Lens	1 = Surface 2 = Cable 3 = Stem 4 = Wall	4 = 4-foot 8 = 8-foot	3 = 3-Lamp T8 per fixture (4' fixture) 6 = 6-Lamp T8 per fixture (8' fixture)	White	E81 = T8 Electronic 120V E82 = T8 Electronic 277V HD1 = T8 Electronic PowerSpec® HDF Dimming 120V HD2 = T8 Electronic PowerSpec® HDF Dimming 277V M71 = T8 Electronic Dimming Ballast 120V M72 = T8 Electronic Dimming Ballast 277V

Complete ordering instructions below.

For all fixtures represented in this family please refer to the brochure and/or additional specification sheets.

Features

- Housing:** Extruded aluminum. Die-cast end cap mechanically attached with no exposed fasteners. Concealed access holes in end plate for through wiring.
- Lamping:** Three T8 32 watt fluorescent lamps, as specified. Provided by others.
- Reflector:** Accurate parabolic-shaped, die-formed semi-specular anodized aluminum reflector with 36° shielding crosswise.
- Lens:** Extruded 100% of acrylic clear debossed prismatic lens.

Electrical

Specify 120 volt or 277 volt. 3 conductor, 18 gauge wire. Color-coded quick connectors allow ease of connection for joiner modules. For special circuiting, consult factory. Rapid start, HPF, class "P" thermally protected. PowerSpec HDF dimming ballast is available. Factory installed ballast disconnect allows the ballast to be disconnected from and reconnected to incoming power under load with out turning the entire circuit off.

Mountings

Cable Suspension (not shown) - 1-1/2" (3.81cm) and 4-1/2" (11.43cm) diameter flat canopy finished enamel white, 1/16" (0.16cm) diameter stainless steel aircraft cable adjustable up to 36" (91.44cm), adjustable cable gripper.

Stem Mounting (not shown) - 4-1/2" (11.43cm) diameter flat canopy, 1/2" (1.27cm) diameter rigid-mounted stem. White finish. Can be cut to length on job. Self-aligning swivel provides adjustability up to 42° of slopes.

Surface & Wall Mounting (not shown) - consult factory for availability.

Finish

Powder coated baked white enamel. Custom colors available, consult factory.

Options and Accessories

Emergency batteries available.

Ordering Instructions

Individual Fixtures:

- Order number of FIXTURES (fixture comes complete with end caps, mounting hardware and power feeds).

Continuous Rows:

- Determine run length.
- Order the appropriate number of FIXTURES for the complete run. Fixtures can be bolted together and through wired to complete long runs.

Labels

UL, cUL and I.B.E.W.

Job Information

Type:

Job Name:

Cat. No.:

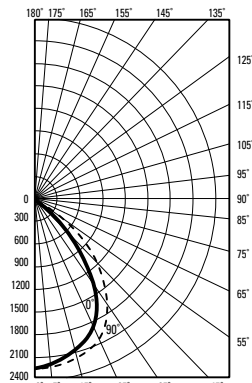
Lamp(s):

Notes:

631 Airport Road, Fall River, MA 02720 • (508) 679-8131 • Fax (508) 674-4710
We reserve the right to change details of design, materials and finish.
www.lightolier.com © 2008 Philips Group • C1008

Performance and Quick Calculators

CANDLEPOWER CURVE



REPORT NO: LRL 496-1A
LAMPS: 3L-32WT8
LUMENS: 2900
EFFICIENCY: 49.3%

CANDLEPOWER

ZONE DEG.	0	22	45	67	90
180	0	0	0	0	0
175	0	0	0	0	0
165	0	0	0	0	0
155	0	0	0	0	0
145	0	0	0	0	0
135	0	0	0	0	0
125	0	0	0	0	0
115	0	0	0	0	0
105	0	0	0	0	0
95	0	0	0	0	0
90	0	0	0	0	0
85	40	50	40	50	30
75	90	150	80	130	100
65	130	270	220	200	120
55	450	560	510	420	320
45	1210	1100	940	840	810
35	1780	1700	1600	1490	1480
25	2050	2000	1960	1910	1900
15	2210	2190	2170	2140	2110
5	2260	2250	2260	2240	2240
0	2260	2260	2260	2260	2260

COEFFICIENTS OF UTILIZATION

% EFFECTIVE CEILING CAVITY REFLECTANCE

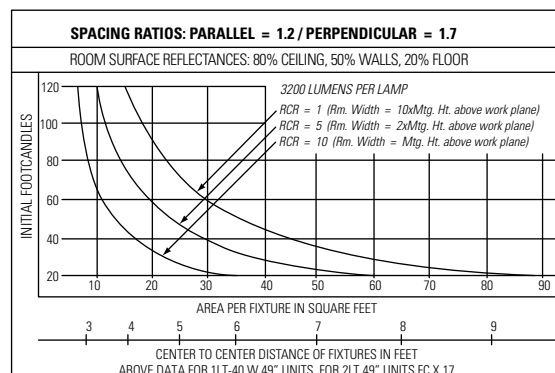
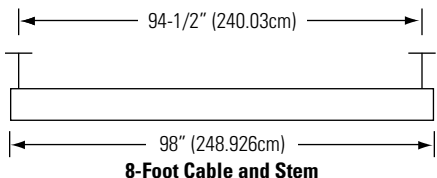

		80			70			50		
		% WALL REFLECTANCE								
		50	30	10	50	30	10	50	30	10
ROOM CAVITY RATIO	0	59	59	59	57	57	57	55	55	55
	1	53	52	50	52	51	50	50	49	48
	2	49	46	44	48	46	44	46	45	43
	3	45	42	40	44	42	39	43	41	39
	4	41	38	36	41	38	35	40	37	35
	5	38	35	32	38	34	32	37	34	32
	6	35	32	29	35	31	29	34	31	29
	7	32	29	26	32	29	26	31	28	26
	8	30	26	24	29	26	24	29	26	24
	9	27	24	22	27	24	22	27	24	22
10	24	21	18	24	21	18	24	20	18	

20% FLOOR CAVITY REFLECTANCE

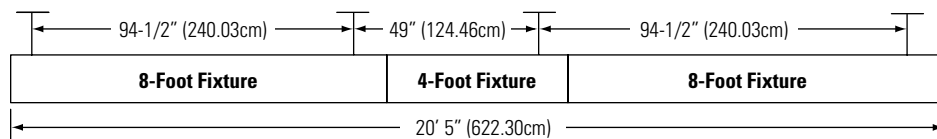
ZONAL LUMEN SUMMARY

Zone	Lumens	% Bare Lamp	% Luminaire
0-90	4289	49.3	100.0
90-180	0	0.0	0.0
0-180	4289	49.3	100.0

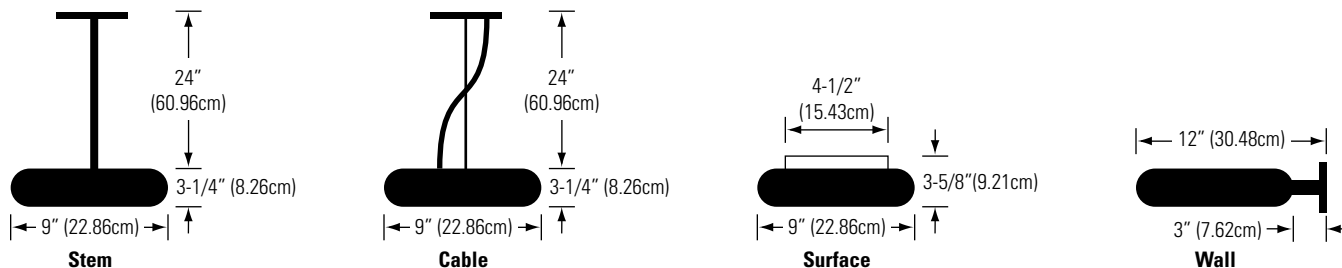
Fixture Lengths & Mounting Locations



Sample Run



Mounting Details



Job Information

Type:

631 Airport Road, Fall River, MA 02720 • (508) 679-8131 • Fax (508) 674-4710
 We reserve the right to change details of design, materials and finish.
 www.lightolier.com © 2008 Philips Group • C1008

Free Manuals Download Website

<http://myh66.com>

<http://usermanuals.us>

<http://www.somanuals.com>

<http://www.4manuals.cc>

<http://www.manual-lib.com>

<http://www.404manual.com>

<http://www.luxmanual.com>

<http://aubethermostatmanual.com>

Golf course search by state

<http://golfingnear.com>

Email search by domain

<http://emailbydomain.com>

Auto manuals search

<http://auto.somanuals.com>

TV manuals search

<http://tv.somanuals.com>