

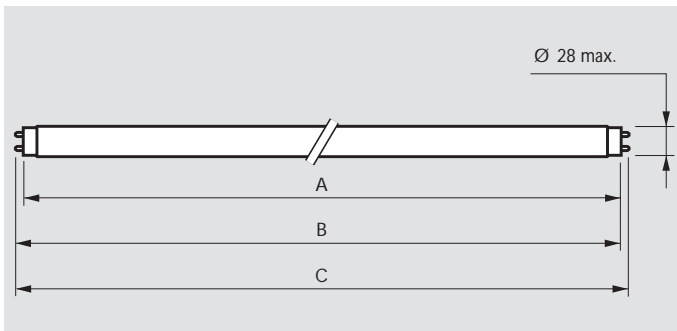
Fluorescent lamps

TL-D 90 de Luxe



Fluorescent lighting is efficient and economical. The efficacy (lumen/watt) of all fluorescent lamps is high compared to most other light sources. Different luminaires are available for various purposes. TL-D lamps are low-pressure mercury discharge lamps with a clear tubular 26 mm envelope. The tube wall is internally covered with a mixture of fluorescent powders. TL-D 90 de Luxe colour lamps are produced with special fluorescent powder (90 colours), which leads to an excellent colour rendering index (C.R.I. > 95).

TL-D 90 de Luxe colour lamps are used in applications where colour rendering is a very important parameter like museums, flower shops, clothing shops, graphical industry, and so on. TL-D 90 de Luxe colour lamps can be used on conventional gear or HF gear. The efficacy of an HF system is higher. The colour designation of TL-D lamps creates a certain atmosphere. It varies from warm white to cool daylight. The colour designation is determined by the colour temperature of the lamp.

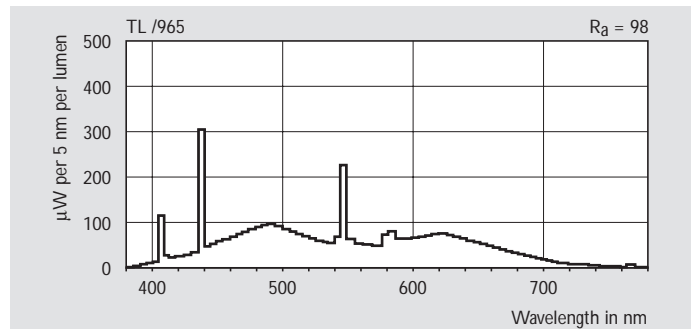
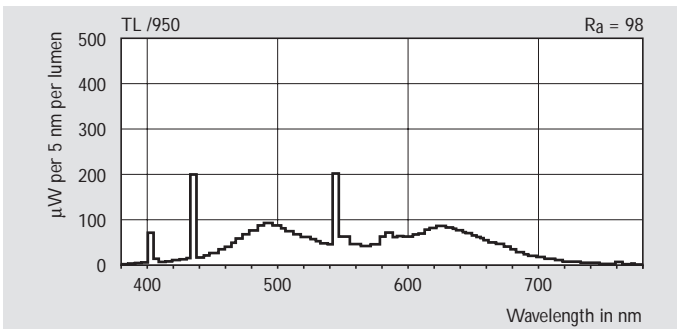
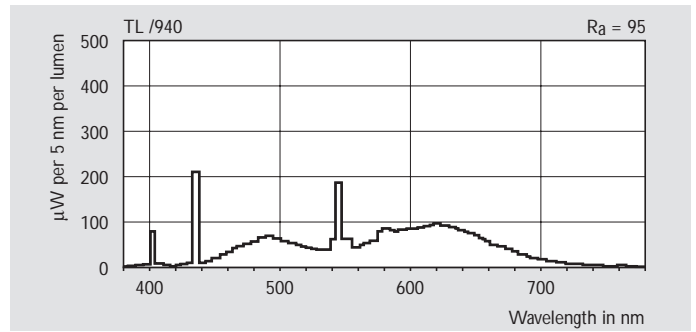
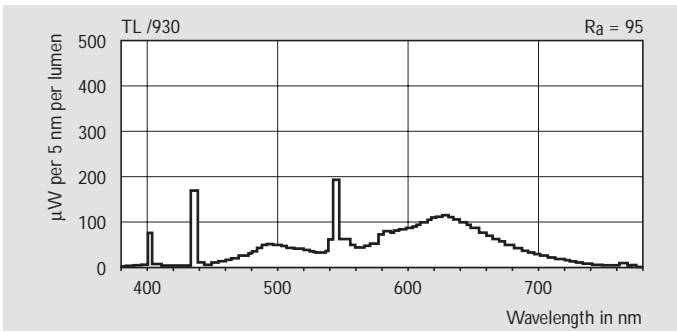


Dimensions in mm

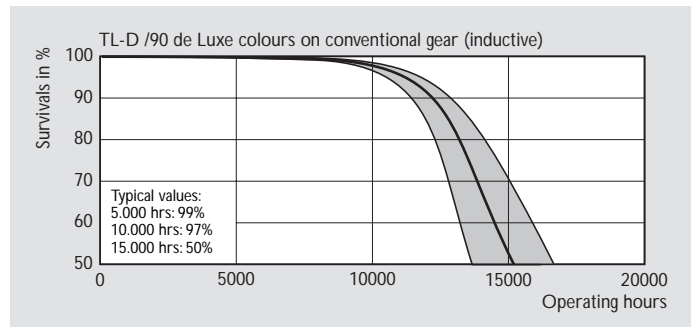
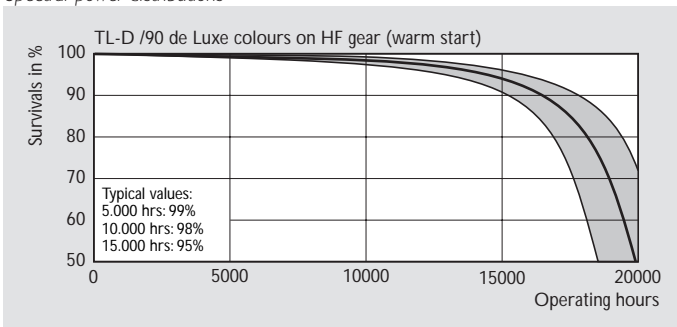
Type	A max.	B min.	B max.	C max.
TL-D 15W	437.4	442.1	444.5	451.6
TL-D 18W	589.8	594.5	596.9	604.0
TL-D 36W	1199.4	1204.1	1206.5	1213.6
TL-D 58W	1500.0	1504.7	1507.1	1514.2

Commercial name	Type	Cap/base	Lamp voltage ¹⁾	Lamp current ¹⁾	Colour designation temperature	Correlated colour	Lumen output ¹⁾	Average luminance ¹⁾	Nett weight	EOC
			V	A		K	lm	cd/cm ²		
/930										
TL-D 90 de Luxe	TL-D 18W /930	G13	59	0.36	WARM WHITE	3000	940	0.75	100	702531
TL-D 90 de Luxe	TL-D 36W /930	G13	103	0.44	WARM WHITE	3000	2250	0.85	186	702579
TL-D 90 de Luxe	TL-D 58W /930	G13	111	0.67	WARM WHITE	3000	3650	1.00	233	702616
/940										
TL-D 90 de Luxe	TL-D 18W /940	G13	59	0.36	COOL WHITE	3800	1000	0.75	100	702548
TL-D 90 de Luxe	TL-D 36W /940	G13	103	0.44	COOL WHITE	3800	2400	0.85	186	702586
TL-D 90 de Luxe	TL-D 58W /940	G13	111	0.67	COOL WHITE	3800	3850	1.00	233	702623
/950										
TL-D 90 de Luxe	TL-D 15W /950	G13	51	0.34	DAYLIGHT	5300	700	0.75	76	707666
TL-D 90 de Luxe	TL-D 18W /950	G13	59	0.36	DAYLIGHT	5300	960	0.75	100	702555
TL-D 90 de Luxe	TL-D 36W /950	G13	103	0.44	DAYLIGHT	5300	2300	0.85	186	702593
TL-D 90 de Luxe	TL-D 58W /950	G13	111	0.67	DAYLIGHT	5300	3650	1.00	233	702630
/965										
TL-D 90 de Luxe	TL-D 18W /965	G13	59	0.36	COOL DAYLIGHT	6500	870	0.80	100	610799
TL-D 90 de Luxe	TL-D 36W /965	G13	103	0.44	COOL DAYLIGHT	6500	2100	0.80	186	610850
TL-D 90 de Luxe	TL-D 58W /965	G13	111	0.67	COOL DAYLIGHT	6500	3350	1.00	233	610881

¹⁾ conventional gear


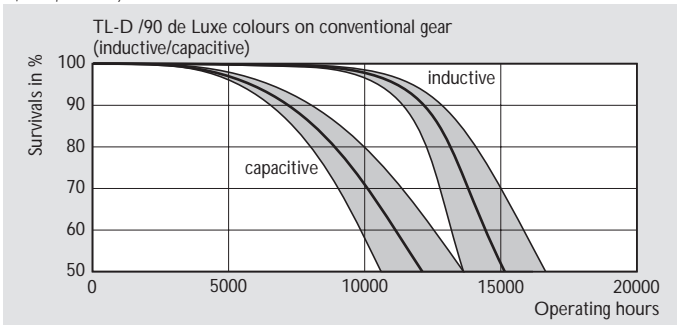


Spectral power distributions



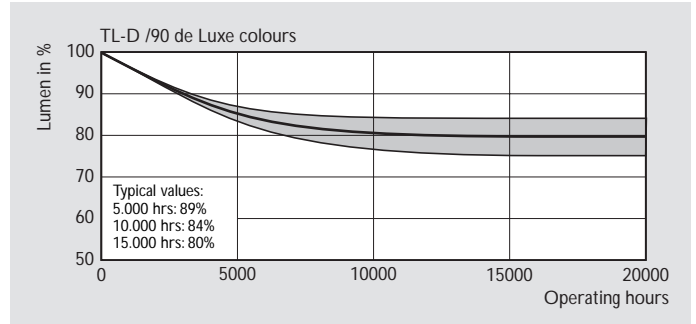
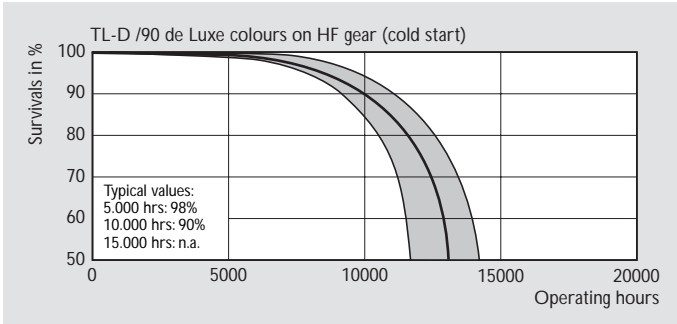
Life expectancy

Life expectancy



Life expectancy

Life expectancy



Life expectancy

Lumen maintenance

Free Manuals Download Website

<http://myh66.com>

<http://usermanuals.us>

<http://www.somanuals.com>

<http://www.4manuals.cc>

<http://www.manual-lib.com>

<http://www.404manual.com>

<http://www.luxmanual.com>

<http://aubethermostatmanual.com>

Golf course search by state

<http://golfingnear.com>

Email search by domain

<http://emailbydomain.com>

Auto manuals search

<http://auto.somanuals.com>

TV manuals search

<http://tv.somanuals.com>