

Fluorescent lamps

TL-D Standard colours



Fluorescent lighting is efficient and economical. The efficacy (lumen/watt) of all fluorescent lamps is high compared to most other light sources.

Different luminaires are available for various purposes.

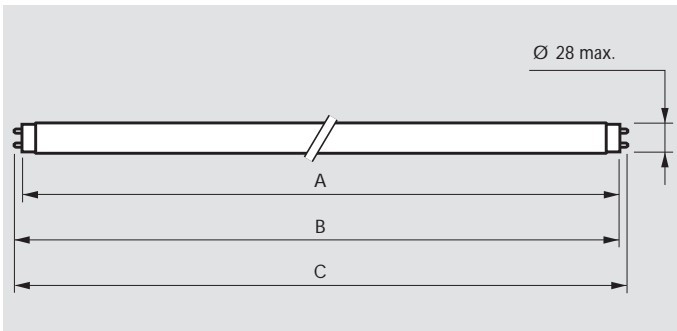
TL-D lamps are low-pressure mercury discharge lamps with a clear tubular 26 mm envelope. The tube wall is internally covered with a mixture of fluorescent powders.

TL-D Standard colours have a moderate colour rendering index (C.R.I. 50 - 75). Especially the red part of the spectral power distribution is moderately covered by standard colours.

TL-D Standard colours are mostly used in applications where colour rendering is not an important parameter.

The efficacy of TL-D Standard colours is lower than TL-D /80 colours.

The colour designation of TL-D lamps creates a certain atmosphere. It varies from warm-white to cool daylight. The colour designation is determined by the colour temperature of the lamp.



Dimensions in mm

Type	A max.	B min.	B max.	C max.
TL-D 14W	361.2	365.9	368.3	375.4
TL-D 15W	437.4	442.1	444.5	451.6
TL-D 16W	720.0	724.7	727.1	734.2
TL-D 18W	589.8	594.5	596.9	604.0
TL-D 23W/36W-1	970.0	974.7	977.1	984.2
TL-D 30W	894.6	899.3	901.7	908.8
TL-D 36W	1199.4	1204.1	1206.5	1213.6
TL-D 38W	1047.0	1051.7	1054.1	1061.2
TL-D 58W	1500.0	1504.7	1507.1	1514.2
TL-D 70W	1763.8	1768.5	1770.9	1778.0

Commercial name	Type	Cap/base	Lamp voltage ¹⁾	Lamp current ¹⁾	Colour designation	Correlated colour temperature K	Lumen output ¹⁾ lm	Average luminance ¹⁾ cd/cm ²	Nett weight g	EOC
			V	A						
/25										
TL-D	TL-D 15W /25	G13	51	0.34	COOL WHITE	4000	900	0.90	76	702760
TL-D	TL-D 16W /25	G13	95	0.20	COOL WHITE	4000	1000	0.65	125	614193
TL-D	TL-D 18W /25	G13	59	0.36	COOL WHITE	4000	1100	0.80	100	702647
TL-D	TL-D 30W /25	G13	98	0.36	COOL WHITE	4000	1900	0.90	145	702814
TL-D	TL-D 36W /25	G13	103	0.44	COOL WHITE	4000	2600	0.95	186	702685
TL-D	TL-D 36W-1 /25	G13	80	0.56	COOL WHITE	4000	2600	1.10	161	702869
TL-D	TL-D 38W /25	G13	104	0.43	COOL WHITE	4000	2550	1.10	162	726667
TL-D	TL-D 58W /25	G13	111	0.67	COOL WHITE	4000	4125	1.20	233	702722
/29										
TL-D	TL-D 15W /29	G13	51	0.34	WARM WHITE	2900	1000	1.00	76	946683
TL-D	TL-D 16W /29	G13	95	0.20	WARM WHITE	2900	1100	0.70	125	614223
TL-D	TL-D 18W /29	G13	59	0.36	WARM WHITE	2900	1250	0.85	100	702654
TL-D	TL-D 30W /29	G13	98	0.36	WARM WHITE	2900	2175	1.05	145	728920
TL-D	TL-D 36W /29	G13	103	0.44	WARM WHITE	2900	2975	1.05	186	702692
TL-D	TL-D 36W-1 /29	G13	80	0.56	WARM WHITE	2900	2700	1.15	161	702876
TL-D	TL-D 58W /29	G13	111	0.67	WARM WHITE	2900	4700	1.35	233	702739
TL-D	TL-D 70W /29	G13	132	0.69	WARM WHITE	2900	5450	1.35	272	618344

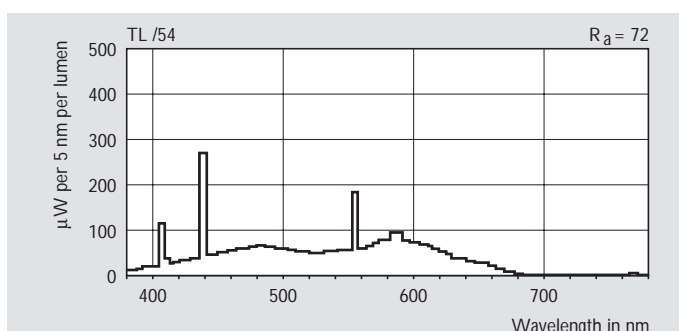
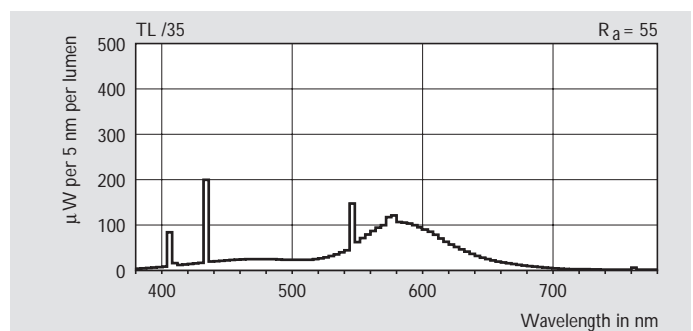
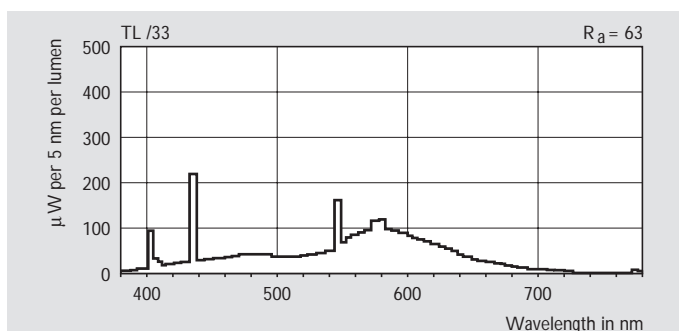
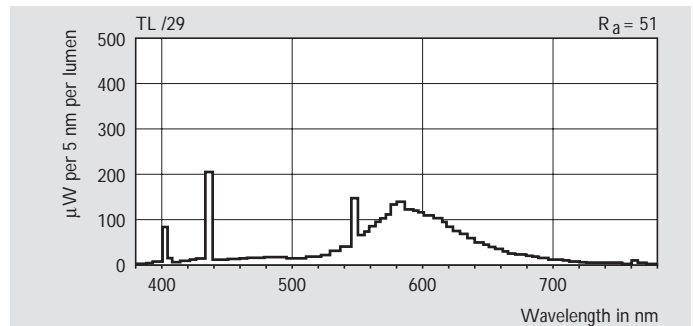
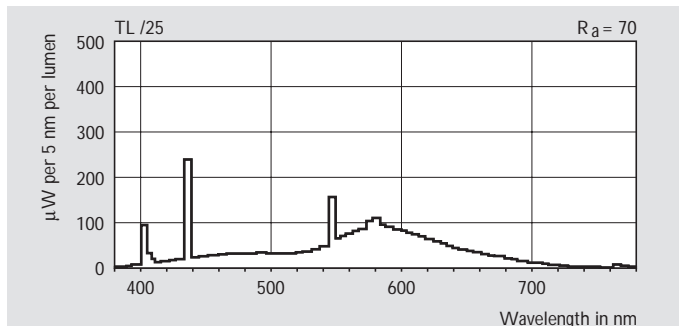
¹⁾ conventional gear

Fluorescent lamps

TL-D Standard colours

Commercial name	Type	Cap/ base	Lamp voltage ¹⁾	Lamp current ¹⁾	Colour designation	Correlated colour temperature	Lumen output ¹⁾	Average luminance ¹⁾	Nett weight	EOC
			V	A		K	lm	cd/cm ²		
/33										
TL-D	TL-D 14W /33	G13	45	0.38	COOL WHITE	4100	730	0.95	66	721754
TL-D	TL-D 15W /33	G13	51	0.34	COOL WHITE	4100	960	0.95	76	702777
TL-D	TL-D 18W /33	G13	59	0.36	COOL WHITE	4100	1200	0.85	100	702661
TL-D	TL-D 23W /33	G13	95	0.30	COOL WHITE	4100	1900	0.90	161	726384
TL-D	TL-D 30W /33	G13	98	0.36	COOL WHITE	4100	2100	1.05	145	702821
TL-D	TL-D 36W /33	G13	103	0.44	COOL WHITE	4100	2850	1.05	186	702708
TL-D	TL-D 36W-1 /33	G13	80	0.56	COOL WHITE	4100	2800	1.20	161	702883
TL-D	TL-D 38W /33	G13	104	0.43	COOL WHITE	4100	3100	1.20	162	726698
TL-D	TL-D 58W /33	G13	111	0.67	COOL WHITE	4100	4600	1.35	233	702746
TL-D	TL-D 70W /33	G13	132	0.69	COOL WHITE	4100	5250	1.30	272	618375
/35										
TL-D	TL-D 15W /35	G13	51	0.34	WHITE	3500	960	0.95	76	618634
TL-D	TL-D 18W /35	G13	59	0.36	WHITE	3500	1150	0.85	100	729002
TL-D	TL-D 30W /35	G13	98	0.36	WHITE	3500	2300	1.05	145	618603
TL-D	TL-D 36W /35	G13	103	0.44	WHITE	3500	3000	1.10	186	704580
TL-D	TL-D 58W /35	G13	111	0.67	WHITE	3500	4600	1.35	233	700704
TL-D	TL-D 70W /35	G13	132	0.69	WHITE	3500	5400	1.35	272	615862
/54										
TL-D	TL-D 14W /54	G13	45	0.38	COOL DAYLIGHT	6200	660	0.85	66	721785
TL-D	TL-D 15W /54	G13	51	0.34	COOL DAYLIGHT	6200	830	0.85	76	722218
TL-D	TL-D 18W /54	G13	59	0.36	COOL DAYLIGHT	6200	1050	0.75	100	702678
TL-D	TL-D 23W /54	G13	95	0.30	COOL DAYLIGHT	6200	1550	0.70	161	726414
TL-D	TL-D 30W /54	G13	98	0.36	COOL DAYLIGHT	6200	1825	0.90	145	722638
TL-D	TL-D 36W /54	G13	103	0.44	COOL DAYLIGHT	6200	2500	0.95	186	702715
TL-D	TL-D 36W-1 /54	G13	80	0.56	COOL DAYLIGHT	6200	2350	1.00	161	726599
TL-D	TL-D 58W /54	G13	111	0.67	COOL DAYLIGHT	6200	4000	1.15	233	702753

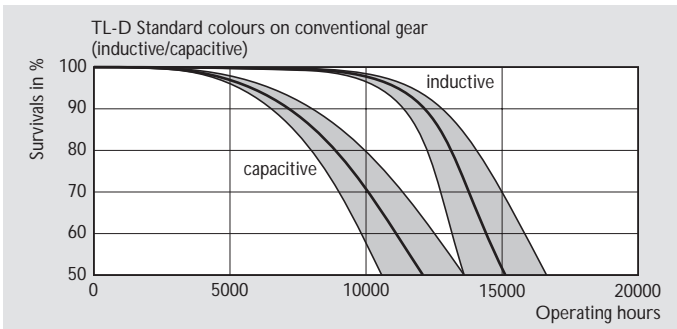
¹⁾ conventional gear



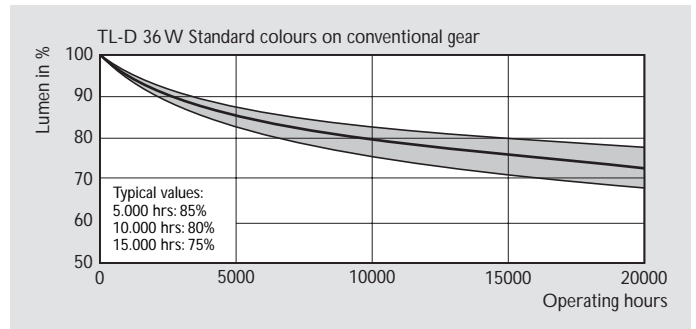
Spectral power distributions

Fluorescent lamps

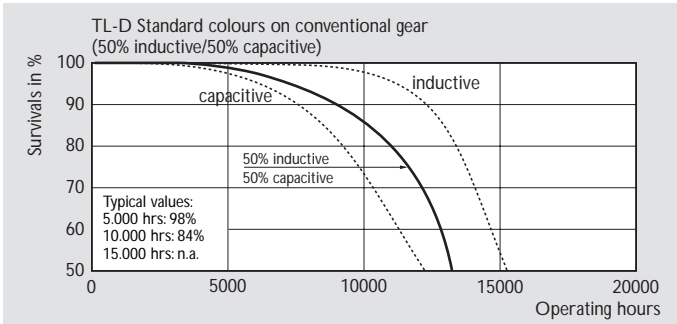
TL-D Standard colours



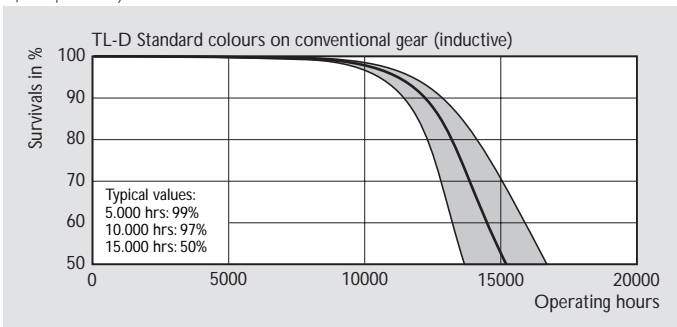
Life expectancy



Lumen maintenance



Life expectancy



Life expectancy



Free Manuals Download Website

<http://myh66.com>

<http://usermanuals.us>

<http://www.somanuals.com>

<http://www.4manuals.cc>

<http://www.manual-lib.com>

<http://www.404manual.com>

<http://www.luxmanual.com>

<http://aubethermostatmanual.com>

Golf course search by state

<http://golfingnear.com>

Email search by domain

<http://emailbydomain.com>

Auto manuals search

<http://auto.somanuals.com>

TV manuals search

<http://tv.somanuals.com>