

Upgrade Instructions and Operation Manual Addendum

2012 F-series NAVIGATION UPGRADE SD-CARD

CNSD-350FM

2012 F/X-series NAVIGATION UPGRADE SD-CARD

CNSD-300FM

This software upgrade will result in changes to certain features and availability of information. While the changes are intended to improve the overall user experience for most users, Pioneer and its licensors disclaim any warranty or liability for damages in connection with such changes.

7-Zip

License for use and distribution

7-Zip Copyright (C) 1999-2007 Igor Pavlov.

Licenses for files are:

- 1) 7z.dll: GNU LGPL + unRAR restriction
- 2) All other files: GNU LGPL

The GNU LGPL + unRAR restriction means that you must follow both GNU LGPL rules and unRAR restriction rules.

Note:

You can use 7-Zip on any computer, including a computer in a commercial organization. You don't need to register or pay for 7-Zip.

GNU LGPL information

This library is free software; you can redistribute it and/or modify it under the terms of the GNU Lesser General Public License as published by the Free Software Foundation; either version 2,1 of the License, or (at your option) any later version.

This library is distributed in the hope that it will be useful, but WITHOUT ANY WARRANTY; without even the implied warranty of MERCHANTABILITY or FITNESS FOR A PARTICULAR PURPOSE. See the GNU Lesser General Public License for more details.

You should have received a copy of the GNU Lesser General Public License along with this library; if not, write to the Free Software Foundation, Inc., 59 Temple Place, Suite 330, Boston, MA 02111-1307 USA

unRAR restriction

The decompression engine for RAR archives was developed using source code of unRAR program. All copyrights to original unRAR code are owned by Alexander Roshal.

The license for original unRAR code has the following restriction:

The unRAR sources cannot be used to re-create the RAR compression algorithm, which is proprietary. Distribution of modified unRAR sources in separate form or as a part of other software is permitted, provided that it is clearly stated in the documentation and source comments that the code may not be used to develop a RAR (WinRAR) compatible archiver.

GNU LESSER GENERAL PUBLIC LICENSE

Version 2,1, February 1999

Copyright (C) 1991, 1999 Free Software Foundation, Inc., 51 Franklin Street, Fifth Floor, Boston, MA 02110-1301 USA
Everyone is permitted to copy and distribute verbatim copies of this license document, but changing it is not allowed.

[This is the first released version of the Lesser GPL. It also counts as the successor of the GNU Library Public License, version 2, hence the version number 2.1.]

Preamble

The licenses for most software are designed to take away your freedom to share and change it. By contrast, the GNU General Public Licenses are intended to guarantee your freedom to share and change free software--to make sure the software is free for all its users.

This license, the Lesser General Public License, applies to some specially designated software packages--typically libraries--of the Free Software Foundation and other authors who decide to use it. You can use it too, but we suggest you first think carefully about whether this license or the ordinary General Public License is the better strategy to use in any particular case, based on the explanations below.

When we speak of free software, we are referring to freedom of use, not price. Our General Public Licenses are designed to make sure that you have the freedom to distribute copies of free software (and charge for this service if you wish); that you receive source code or can get it if you want it; that you can change the software and use pieces of it in new free programs; and that you are informed that you can do these things.

To protect your rights, we need to make restrictions that forbid distributors to deny you these rights or to ask you to surrender these rights. These restrictions translate to certain responsibilities for you if you distribute copies of the library or if you modify it.

For example, if you distribute copies of the library, whether gratis or for a fee, you must give the recipients all the rights that we gave you. You must make sure that they, too, receive or can get the source code. If you link other code with the library, you must provide complete object files to the recipients, so that they can relink them with the library after making changes to the library and recompiling it. And you must show them these terms so they know their rights.

We protect your rights with a two-step method: (1) we copyright the library, and (2) we offer you this license, which gives you legal permission to copy, distribute and/or modify the library.

To protect each distributor, we want to make it very clear that there is no warranty for the free library. Also, if the library is modified by someone else and passed on, the recipients should know that what they have is not the original version, so that the original author's reputation will not be affected by problems that might be introduced by others.

Finally, software patents pose a constant threat to the existence of any free program. We wish to make sure that a company cannot effectively restrict the users of a free program by obtaining a restrictive license from a patent holder. Therefore, we insist that any patent license obtained for a version of the library must be consistent with the full freedom of use specified in this license.

Most GNU software, including some libraries, is covered by the ordinary GNU General Public License. This license, the GNU Lesser General Public License, applies to certain designated libraries, and is quite different from the ordinary General Public License. We use this license for certain libraries in order to permit linking those libraries into non-free programs.

When a program is linked with a library, whether statically or using a shared library, the combination of the two is legally speaking a combined work, a derivative of the original library. The ordinary General Public License therefore permits such linking only if the entire combination fits its criteria of freedom. The Lesser General Public License permits more lax criteria for linking other code with the library.

We call this license the "Lesser" General Public License because it does Less to protect the user's freedom than the ordinary General Public License. It also provides other free software developers Less of an advantage over competing non-free programs. These disadvantages are the reason we use the ordinary General Public License for many libraries. However, the Lesser license provides advantages in certain special circumstances.

For example, on rare occasions, there may be a special need to encourage the widest possible use of a certain library, so that it becomes a de-facto standard. To achieve this, non-free programs must be allowed to use the library. A more frequent case is that a free library does the same job as widely used non-free libraries. In this case, there is little to gain by limiting the free library to free software only, so we use the Lesser General Public License.

In other cases, permission to use a particular library in non-free programs enables a greater number of people to use a large body of free software. For example, permission to use the GNU C Library in non-free programs enables many more people to use the whole GNU operating system, as well as its variant, the GNU/Linux operating system.

Although the Lesser General Public License is Less protective of the users' freedom, it does ensure that the user of a program that is linked with the Library has the freedom and the wherewithal to run that program using a modified version of the Library.

The precise terms and conditions for copying, distribution and modification follow. Pay close attention to the difference between a "work based on the library" and a "work that uses the library". The former contains code derived from the library, whereas the latter must be combined with the library in order to run.

TERMS AND CONDITIONS FOR COPYING, DISTRIBUTION AND MODIFICATION

0. This License Agreement applies to any software library or other program which contains a notice placed by the copyright holder or other authorized party saying it may be distributed under the terms of this Lesser General Public License (also called "this License"). Each licensee is addressed as "you".

A "library" means a collection of software functions and/or data prepared so as to be conveniently linked with application programs (which use some of those functions and data) to form executables.

The "Library", below, refers to any such software library or work which has been distributed under these terms. A "work based on the Library" means either the Library or any derivative work under copyright law: that is to say, a work containing the Library or a portion of it, either verbatim or with modifications and/or translated straightforwardly into another language. (Hereinafter, translation is included without limitation in the term "modification".)

"Source code" for a work means the preferred form of the work for making modifications to it. For a library, complete source code means all the source code for all modules it contains, plus any associated interface definition files, plus the scripts used to control compilation and installation of the library.

Activities other than copying, distribution and modification are not covered by this License; they are outside its scope. The act of running a program using the Library is not restricted, and output from such a program is covered only if its contents constitute a work based on the Library (independent of the use of the Library in a tool for writing it). Whether that is true depends on what the Library does and what the program that uses the Library does.

1. You may copy and distribute verbatim copies of the Library's complete source code as you receive it, in any medium, provided that you conspicuously and appropriately publish on each copy an appropriate copyright notice and disclaimer of warranty; keep intact all the notices that refer to this License and to the absence of any warranty; and distribute a copy of this License along with the Library.

You may charge a fee for the physical act of transferring a copy, and you may at your option offer warranty protection in exchange for a fee.

2. You may modify your copy or copies of the Library or any portion of it, thus forming a work based on the Library, and copy and distribute such modifications or work under the terms of Section 1 above, provided that you also meet all of these conditions:

- a) The modified work must itself be a software library.
- b) You must cause the files modified to carry prominent notices stating that you changed the files and the date of any change.
- c) You must cause the whole of the work to be licensed at no charge to all third parties under the terms of this License.
- d) If a facility in the modified Library refers to a function or a table of data to be supplied by an application program that uses the facility, other than as an argument passed when the facility is invoked, then you must make a good faith effort to ensure that, in the event an application does not supply such function or table, the facility still operates, and performs whatever part of its purpose remains meaningful.

(For example, a function in a library to compute square roots has a purpose that is entirely well-defined independent of the application. Therefore, Subsection 2d requires that any application-supplied function or table used by this function must be optional: if the application does not supply it, the square root function must still compute square roots.)

These requirements apply to the modified work as a whole. If identifiable sections of that work are not derived from the Library, and can be reasonably considered independent and separate works in themselves, then this License, and its terms, do not apply to those sections when you distribute them as separate works. But when you distribute the same sections as part of a whole which is a work based on the Library, the distribution of the whole must be on the terms of this License, whose permissions for other licensees extend to the entire whole, and thus to each and every part regardless of who wrote it.

Thus, it is not the intent of this section to claim rights or contest your rights to work written entirely by you; rather, the intent is to exercise the right to control the distribution of derivative or collective works based on the Library.

In addition, mere aggregation of another work not based on the Library with the Library (or with a work based on the Library) on a volume of a storage or distribution medium does not bring the other work under the scope of this License.

3. You may opt to apply the terms of the ordinary GNU General Public License instead of this License to a given copy of the Library. To do this, you must alter all the notices that refer to this License, so that they refer to the ordinary GNU General Public License, version 2, instead of to this License. (If a newer version than version 2 of the ordinary GNU General Public License has appeared, then you can specify that version instead if you wish.) Do not make any other change in these notices.

Once this change is made in a given copy, it is irreversible for that copy, so the ordinary GNU General Public License applies to all subsequent copies and derivative works made from that copy.

This option is useful when you wish to copy part of the code of the Library into a program that is not a library.

4. You may copy and distribute the Library (or a portion or derivative of it, under Section 2) in object code or executable form under the terms of Sections 1 and 2 above provided that you accompany it with the complete corresponding machine-readable source code, which must be distributed under the terms of Sections 1 and 2 above on a medium customarily used for software interchange.

If distribution of object code is made by offering access to copy from a designated place, then offering equivalent access to copy the source code from the same place satisfies the requirement to distribute the source code, even though third parties are not compelled to copy the source along with the object code.

5. A program that contains no derivative of any portion of the Library, but is designed to work with the Library by being compiled or linked with it, is called a "work that uses the Library". Such a work, in isolation, is not a derivative work of the Library, and therefore falls outside the scope of this License.

However, linking a "work that uses the Library" with the Library creates an executable that is a derivative of the Library (because it contains portions of the Library), rather than a "work that uses the Library". The executable is therefore covered by this License.

Section 6 states terms for distribution of such executables.

When a "work that uses the Library" uses material from a header file that is part of the Library, the object code for the work may be a derivative work of the Library even though the source code is not.

Whether this is true is especially significant if the work can be linked without the Library, or if the work is itself a library. The threshold for this to be true is not precisely defined by law.

If such an object file uses only numerical parameters, data structure layouts and accessors, and small macros and small inline functions (ten lines or less in length), then the use of the object file is unrestricted, regardless of whether it is legally a derivative work. (Executables containing this object code plus portions of the Library will still fall under Section 6.)

Otherwise, if the work is a derivative of the Library, you may distribute the object code for the work under the terms of Section 6.

Any executables containing that work also fall under Section 6, whether or not they are linked directly with the Library itself.

6. As an exception to the Sections above, you may also combine or link a "work that uses the Library" with the Library to produce a work containing portions of the Library, and distribute that work under terms of your choice, provided that the terms permit modification of the work for the customer's own use and reverse engineering for debugging such modifications.

You must give prominent notice with each copy of the work that the Library is used in it and that the Library and its use are covered by this License. You must supply a copy of this License. If the work during execution displays copyright notices, you must include the copyright notice for the Library among them, as well as a reference directing the user to the copy of this License. Also, you must do one of these things:

- a) Accompany the work with the complete corresponding machine-readable source code for the Library including whatever changes were used in the work (which must be distributed under Sections 1 and 2 above); and, if the work is an executable linked with the Library, with the complete machine-readable "work that uses the Library", as object code and/or source code, so that the user can modify the Library and then relink to produce a modified executable containing the modified Library. (It is understood that the user who changes the contents of definitions files in the Library will not necessarily be able to recompile the application to use the modified definitions.)
- b) Use a suitable shared library mechanism for linking with the Library. A suitable mechanism is one that (1) uses at run time a copy of the library already present on the user's computer system, rather than copying library functions into the executable, and (2) will operate properly with a modified version of the library, if the user installs one, as long as the modified version is interface-compatible with the version that the work was made with.
- c) Accompany the work with a written offer, valid for at least three years, to give the same user the materials specified in Subsection 6a, above, for a charge no more than the cost of performing this distribution.
- d) If distribution of the work is made by offering access to copy from a designated place, offer equivalent access to copy the above specified materials from the same place.
- e) Verify that the user has already received a copy of these materials or that you have already sent this user a copy.

For an executable, the required form of the "work that uses the Library" must include any data and utility programs needed for reproducing the executable from it. However, as a special exception, the materials to be distributed need not include anything that is normally distributed (in either source or binary form) with the major components (compiler, kernel, and so on) of the operating system on which the executable runs, unless that component itself accompanies the executable.

It may happen that this requirement contradicts the license restrictions of other proprietary libraries that do not normally accompany the operating system. Such a contradiction means you cannot use both them and the Library together in an executable that you distribute.

7. You may place library facilities that are a work based on the Library side-by-side in a single library together with other library facilities not covered by this License, and distribute such a combined library, provided that the separate distribu-

tion of the work based on the Library and of the other library facilities is otherwise permitted, and provided that you do these two things:

- a) Accompany the combined library with a copy of the same work based on the Library, uncombined with any other library facilities. This must be distributed under the terms of the Sections above.
- b) Give prominent notice with the combined library of the fact that part of it is a work based on the Library, and explaining where to find the accompanying uncombined form of the same work.

8. You may not copy, modify, sublicense, link with, or distribute the Library except as expressly provided under this License. Any attempt otherwise to copy, modify, sublicense, link with, or distribute the Library is void, and will automatically terminate your rights under this License. However, parties who have received copies, or rights, from you under this License will not have their licenses terminated so long as such parties remain in full compliance.

9. You are not required to accept this License, since you have not signed it. However, nothing else grants you permission to modify or distribute the Library or its derivative works. These actions are prohibited by law if you do not accept this License. Therefore, by modifying or distributing the Library (or any work based on the Library), you indicate your acceptance of this License to do so, and all its terms and conditions for copying, distributing or modifying the Library or works based on it.

10. Each time you redistribute the Library (or any work based on the Library), the recipient automatically receives a license from the original licensor to copy, distribute, link with or modify the Library subject to these terms and conditions. You may not impose any further restrictions on the recipients' exercise of the rights granted herein. You are not responsible for enforcing compliance by third parties with this License.

11. If, as a consequence of a court judgment or allegation of patent infringement or for any other reason (not limited to patent issues), conditions are imposed on you (whether by court order, agreement or otherwise) that contradict the conditions of this License, they do not excuse you from the conditions of this License. If you cannot distribute so as to satisfy simultaneously your obligations under this License and any other pertinent obligations, then as a consequence you may not distribute the Library at all. For example, if a patent license would not permit royalty-free redistribution of the Library by all those who receive copies directly or indirectly through you, then the only way you could satisfy both it and this License would be to refrain entirely from distribution of the Library.

If any portion of this section is held invalid or unenforceable under any particular circumstance, the balance of the section is intended to apply, and the section as a whole is intended to apply in other circumstances.

It is not the purpose of this section to induce you to infringe any patents or other property right claims or to contest validity of any such claims; this section has the sole purpose of protecting the integrity of the free software distribution system which is implemented by public license practices. Many people have made generous contributions to the wide range of software distributed through that system in reliance on consistent application of that system; it is up to the author/donor to decide if he or she is willing to distribute software through any other system and a licensee cannot impose that choice.

This section is intended to make thoroughly clear what is believed to be a consequence of the rest of this License.

12. If the distribution and/or use of the Library is restricted in certain countries either by patents or by copyrighted interfaces, the original copyright holder who places the Library under this License may add an explicit geographical distribution limitation excluding those countries, so that distribution is permitted only in or among countries not thus excluded. In such case, this License incorporates the limitation as if written in the body of this License.

13. The Free Software Foundation may publish revised and/or new versions of the Lesser General Public License from time to time. Such new versions will be similar in spirit to the present version, but may differ in detail to address new problems or concerns.

Each version is given a distinguishing version number. If the Library specifies a version number of this License which applies to it and "any later version", you have the option of following the terms and conditions either of that version or of any later version published by the Free Software Foundation. If the Library does not specify a license version number, you may choose any version ever published by the Free Software Foundation.

14. If you wish to incorporate parts of the Library into other free programs whose distribution conditions are incompatible with these, write to the author to ask for permission. For software which is copyrighted by the Free Software Foundation, write to the Free Software Foundation; we sometimes make exceptions for this. Our decision will be guided by the two goals of preserving the free status of all derivatives of our free software and of promoting the sharing and reuse of software generally.

NO WARRANTY

15. BECAUSE THE LIBRARY IS LICENSED FREE OF CHARGE, THERE IS NO WARRANTY FOR THE LIBRARY, TO THE EXTENT PERMITTED BY APPLICABLE LAW. EXCEPT WHEN OTHERWISE STATED IN WRITING THE COPYRIGHT HOLDERS AND/OR OTHER PARTIES PROVIDE THE LIBRARY "AS IS" WITHOUT WARRANTY OF ANY KIND, EITHER EXPRESSED OR IMPLIED, INCLUDING, BUT NOT LIMITED TO, THE IMPLIED WARRANTIES OF MERCHANTABILITY AND FITNESS FOR A PARTICULAR PURPOSE. THE ENTIRE RISK AS TO THE QUALITY AND PERFORMANCE OF THE LIBRARY IS WITH YOU. SHOULD THE LIBRARY PROVE DEFECTIVE, YOU ASSUME THE COST OF ALL NECESSARY SERVICING, REPAIR OR CORRECTION.

16. IN NO EVENT UNLESS REQUIRED BY APPLICABLE LAW OR AGREED TO IN WRITING WILL ANY COPYRIGHT HOLDER, OR ANY OTHER PARTY WHO MAY MODIFY AND/OR REDISTRIBUTE THE LIBRARY AS PERMITTED ABOVE, BE LIABLE TO YOU FOR DAMAGES, INCLUDING ANY GENERAL, SPECIAL, INCIDENTAL OR CONSEQUENTIAL DAMAGES ARISING OUT OF THE USE OR INABILITY TO USE THE LIBRARY (INCLUDING BUT NOT LIMITED TO LOSS OF DATA OR DATA BEING RENDERED INACCURATE OR LOSSES SUSTAINED BY YOU OR THIRD PARTIES OR A FAILURE OF THE LIBRARY TO OPERATE WITH ANY OTHER SOFTWARE), EVEN IF SUCH HOLDER OR OTHER PARTY HAS BEEN ADVISED OF THE POSSIBILITY OF SUCH DAMAGES.

END OF TERMS AND CONDITIONS

How to Apply These Terms to Your New Libraries

If you develop a new library, and you want it to be of the greatest possible use to the public, we recommend making it free software that everyone can redistribute and change. You can do so by permitting redistribution under these terms (or, alternatively, under the terms of the ordinary General Public License).

To apply these terms, attach the following notices to the library. It is safest to attach them to the start of each source

file to most effectively convey the exclusion of warranty; and each file should have at least the "copyright" line and a pointer to where the full notice is found.

<one line to give the library's name and a brief idea of what it does.>

Copyright (C) <year> <name of author>

This library is free software; you can redistribute it and/or modify it under the terms of the GNU Lesser General Public License as published by the Free Software Foundation; either version 2.1 of the License, or (at your option) any later version.

This library is distributed in the hope that it will be useful, but WITHOUT ANY WARRANTY; without even the implied warranty of MERCHANTABILITY or FITNESS FOR A PARTICULAR PURPOSE. See the GNU Lesser General Public License for more details.

You should have received a copy of the GNU Lesser General Public License along with this library; if not, write to the Free Software Foundation, Inc., 51 Franklin Street, Fifth Floor, Boston, MA 02110-1301 USA

Also add information on how to contact you by electronic and paper mail.

You should also get your employer (if you work as a programmer) or your school, if any, to sign a "copyright disclaimer" for the library, if necessary. Here is a sample; alter the names:

Yoyodyne, Inc., hereby disclaims all copyright interest in the library 'Frob' (a library for tweaking knobs) written by James Random Hacker.

<signature of Ty Coon>, 1 April 1990
Ty Coon, President of Vice

That's all there is to it!

7-Zip Source Notice

The software program used in this product contains 7-Zip library. 7-Zip contains the software granted permission for the usage under the terms of the GNU Lesser General Public License. A copy of appropriate source code is available at customer necessary expense for the distribution. You can get corresponding open source code from the following URL.

<http://www.oss-pioneer.com/car/navi/>

Please refer to the following URL for further information of GNU Library General Public License Version 2.1.

<http://www.gnu.org/licenses/old-licenses/lgpl-2.1.html>

Thank you for buying this Pioneer product.

Please read through these operating instructions so you will know how to operate your model properly.



Important

- The screens shown in the examples may differ from actual screens.
- Actual screens may be changed without notice for performance and function improvements.

01 Precaution

- Failure to operate **8**
- Visit our website **9**
- SD memory card **9**
- Copyright **9**
- Manual overview **9**
- Conventions used in this manual **9**
- Models to be upgraded **10**
 - To customers who have purchased the CNSD-350FM **10**
 - To customers who have purchased the CNSD-300FM **10**
- Renewed points through this upgrade **10**
 - For customers upgrading the hardware for the first time **10**
 - For customers who have previously upgraded the hardware **10**
 - Browsing information on MSN Direct **10**
- Setting items to be deleted and initialized by upgrade **11**

02 License agreement

- PIONEER CNSD-350FM, CNSD-300FM - for U.S.A. **12**
- PIONEER CNSD-350FM, CNSD-300FM - for Canada **14**
- TERMS AND CONDITIONS FOR THE TOMTOM DATA **16**

03 About the database

- About the data for the map database **19**

Icons for XM Satellite Radio **19**

04 Instructions for upgrading

- The navigation system upgrade process **20**
- Preparation for upgrade **20**
 - Checking the device number **20**
 - Checking the current version **20**
 - Getting the password for authentication **21**
- Upgrade procedures **21**
 - Upgrading the software program and the map database **21**
 - Checking whether the upgrade was done properly **22**
 - Updating the Bluetooth wireless technology software **23**

05 Changes on the upgraded program

- Navigation functions **24**
 - Signpost and recommended lane **24**
 - Switching the map mode **24**
 - Hiding controls for tilt and rotation angle **25**
 - Searching for POIs around the address **25**
- AV functions **26**
 - Selecting a track from the list **26**
- Settings Menu **26**
 - Textured Polygons **26**
 - POI Settings **26**
 - Displayed Info **27**
 - Manage Track Logs **27**
 - Changes of default value **27**
- Restore Factory Settings **28**
 - Setting items to be deleted **29**

Troubleshooting

- Problems in the procedures for updating **31**
- Messages in the procedures for updating **31**

- Read the entire manual before upgrading the program of your navigation system.
- This package is unique, and cannot be installed on more than one unit.

Failure to operate

- Should the navigation system fail to operate properly, contact your dealer or nearest authorized Pioneer Service Station.
- Do not lose the supplied Media Number Card (MEDIA NUMBER CARD). If the Media Number Card is lost, reissue of the Media Number (MEDIA NUMBER) is not possible. Also you must submit the Media Number Card when repairs are needed. The card is necessary as proof of authenticity if service is required (including recovery).

After-sales service for Pioneer products

Please contact the dealer or distributor from which you purchased the product for after-sales service (including warranty conditions) or any other information. In case the necessary information is not available, please contact the companies listed below.

Please do not ship your product to the companies at the addresses listed below for repair without making advance contact.

- **U.S.A**

Pioneer Electronics (USA) Inc.
CUSTOMER SUPPORT DIVISION
P.O. Box 1760 Long Beach, CA 90801-1760
800-421-1404

- **CANADA**

Pioneer Electronics of Canada, Inc.
CUSTOMER SATISFACTION DEPARTMENT
340 Ferrier Street, Unit 2, Markham, Ontario
L3R 2Z5, Canada
1-877-283-5901
905-479-4411

For warranty information, please see the Limited Warranty sheet included with your product.



Precaution

Visit our website

Visit us at the following site:

<http://www.pioneerelectronics.com>

In Canada

<http://www.pioneerelectronics.ca>

- 1 Register your product. We will keep the details of your purchase on file to help you refer to this information in the event of an insurance claim such as loss or theft.
- 2 Receive updates on the latest products and technologies.
- 3 Download owner's manuals, order product catalogs, research new products, and much more.
- 4 Receive notices of software upgrades and software updates.

SD memory card

- Keep the SD memory card out of the reach of small children to prevent them from accidentally swallowing it.
- Do not store the SD memory card in high temperatures or direct sunlight.
- Do not subject the SD memory card to shock or impact.
- Do not allow the SD memory card to come into contact with liquids. Damage to the SD memory card and your products could result from contact with liquids.
- Be careful not to touch terminals on the SD memory card. Doing so may cause connection failures. If any terminals are dirty, wipe them with a clean dry cloth.



- SD Logo is a trademark of SD-3C, LLC.

Copyright

The names of private corporations, products and other entities described herein are the registered trademarks or trademarks of their respective firms.

- ➔ For more information, refer to the Operation Manual of your navigation system.




Manual overview

This manual describes how to get the password and activate the upgrade. It also provides an overview of how functions change after the upgrade.

Conventions used in this manual

Before moving on, take a few minutes to read the following information about the conventions used in this manual. Familiarity with these conventions will help you greatly as you learn how to use your new equipment.

- Buttons on your navigation system are described in **ALL CAPITAL, BOLD** lettering: e.g.)
With the map displayed, press the **MENU** button.
- Menu items, screen titles, and functional components are described in **bold** with double quotation marks " ": e.g.)
Displaying the screen for system settings
- Touch panel keys that are available on the screen are described in **bold** in brackets []: e.g.)
Touch [**Settings**].
- Extra information, alternatives and other notes are presented in the following format: e.g.)
 If the home location has not been stored yet, set the location first.

- References are indicated like this:
e.g.)
➤ For details of the operation, refer to
Checking the device number on page
20. 

Models to be upgraded

To customers who have purchased the CNSD-350FM

This package can upgrade the software program and database of the following models:

AVIC-F500BT

To customers who have purchased the CNSD-300FM

This package can upgrade the software program and database of the following models:

AVIC-X9115BT, AVIC-X910BT, AVIC-F900BT, AVIC-F90BT, AVIC-X7115BT, AVIC-F7010BT, AVIC-X710BT, AVIC-F700BT 

Renewed points through this upgrade

For customers upgrading the hardware for the first time

For customers using AVIC-F900BT, AVIC-F90BT, AVIC-F7010BT, AVIC-F700BT or AVIC-F500BT

By upgrading the navigation system with this product, the points described in this manual are changed.

For customers using AVIC-X9115BT, AVIC-X910BT, AVIC-X7115BT or AVIC-X710BT

By upgrading the navigation system with this product, following points are changed.

- Map database (including POI) is renewed.
 - Device Number is displayed on the "**Service Information**" screen.
 - The XM Satellite Radio in the lineup and icon of the broadcast station will be changed.
- The other operations are essentially the same as those at the time you purchased the hardware. Use Operation Manual included in the hardware package as your primary reference.

For customers who have previously upgraded the hardware

By upgrading the navigation system with this product, following points are changed.

- Map database (including POI) is renewed.
- Device Number is displayed on the "**Service Information**" screen.
- The XM Satellite Radio in the lineup and icon of the broadcast station will be changed.

The other operations are essentially the same as those at the time you purchased the hardware. Use Operation Manual included in the hardware package as your primary reference.

Browsing information on MSN Direct

All MSN Direct features will be disabled.

The MSN Direct service has been discontinued as of January 1, 2012. More information is available at

<http://www.pioneerelectronics.com/MSNDirectNotice> 

Precaution

Setting items to be deleted and initialized by upgrade

The following data and settings will be cleared and reset to default values. Other items will be retained. However, some items are not listed because the setting can be easily recovered by users, such as the last map scale, the last status of AV operation screen, etc.

Navigation functions	
Destination Menu	"History" on "Address"
	History
	Favorites
	"Saved Criteria" on "POI"
Navi Settings	All settings
System Settings	All settings
Others	Pin icon data
	Anti-theft password

Audio functions	
AV Settings	All settings
SD, USB	All settings (*1)
Volume setting for AV sources, EQ settings (*2)	

(*1) All settings including the setting on the "Function" menu are deleted.

(*2) These settings are cleared only if you use AVIC-F500BT.

The user data stored in the internal memory of the unit may be erased if an unexpected error occurs during software installation. Pioneer is not responsible for any data loss or unavailability of user data.



PIONEER CNSD-350FM, CNSD-300FM - for U.S.A.

THIS IS A LEGAL AGREEMENT BETWEEN YOU, AS THE END USER, AND PIONEER ELECTRONICS (USA) INC. ("PIONEER"). PLEASE READ THE TERMS AND CONDITIONS OF THIS AGREEMENT CAREFULLY BEFORE USING THE SOFTWARE INSTALLED ON THE PIONEER PRODUCTS. BY USING THE SOFTWARE INSTALLED ON THE PIONEER PRODUCTS, YOU AGREE TO BE BOUND BY THE TERMS OF THIS AGREEMENT. THE SOFTWARE INCLUDES A DATABASE LICENSED BY THIRD PARTY SUPPLIER(S) ("SUPPLIERS"), AND YOUR USE OF THE DATABASE IS COVERED BY THE SUPPLIERS' SEPARATE TERMS, WHICH ARE ATTACHED TO THIS AGREEMENT (Refer to page 16). IF YOU DO NOT AGREE WITH ALL OF THESE TERMS, PLEASE RETURN THE PIONEER PRODUCTS (INCLUDING THE SOFTWARE, AND ANY WRITTEN MATERIALS) WITHIN FIVE (5) DAYS OF RECEIPT OF THE PRODUCTS, TO THE AUTHORIZED PIONEER DEALER FROM WHICH YOU PURCHASED THEM. USE OF THE SOFTWARE SHALL BE DEEMED TO BE YOUR CONSENT TO THE LICENSE AGREEMENT.

1 GRANT OF LICENSE

Pioneer grants to you a non-transferable, non exclusive license to use the software installed on the Pioneer products (the "Software") and the related documentation solely for your own personal use or for internal use by your business, only on such Pioneer products. You shall not copy, reverse engineer, translate, port, modify or make derivative works of the Software. You shall not loan, rent, disclose, publish, sell, assign, lease, sublicense, market or otherwise transfer the Software or use it in any manner not expressly authorized by this agreement. You shall not derive or attempt to derive the source code or structure of all or any portion of the Software by reverse engineering, disassembly, decompilation, or any

other means. You shall not use the Software to operate a service bureau or for any other use involving the processing of data for other persons or entities.

Pioneer and its licensor(s) shall retain all copyright, trade secret, patent and other proprietary ownership rights in the Software. The Software is copyrighted and may not be copied, even if modified or merged with other products. You shall not alter or remove any copyright notice or proprietary legend contained in or on the Software.

You may transfer all of your license rights in the Software, the related documentation and a copy of this License Agreement to another party, provided that the party reads and agrees to accept the terms and conditions of this License Agreement.

2 DISCLAIMER OF WARRANTY

The Software and related documentation are provided to you "AS IS". PIONEER AND ITS LICENSOR(S) (for the purpose of provisions 2 and 3, Pioneer and its licensor(s) shall be collectively referred to as "Pioneer") MAKES AND YOU RECEIVE NO WARRANTY FOR THE SOFTWARE, WHETHER EXPRESS OR IMPLIED, AND ALL WARRANTIES OF MERCHANTABILITY AND FITNESS FOR ANY PARTICULAR PURPOSE FOR THE SOFTWARE ARE EXPRESSLY EXCLUDED. SOME STATES DO NOT ALLOW EXCLUSION OF IMPLIED WARRANTIES, SO THE ABOVE EXCLUSION MAY NOT APPLY TO YOU. The Software is complex and may contain some nonconformities, defects or errors. Pioneer does not warrant that the Software will meet your needs or expectations, that operation of the Software will be error free or uninterrupted, or that all nonconformities can or will be corrected. Furthermore, Pioneer does not make any representations or warranties regarding the use or results of the use of the Software in terms of its accuracy, reliability or otherwise.

License agreement

3 LIMITATION OF LIABILITY

IN NO EVENT SHALL PIONEER BE LIABLE FOR ANY DAMAGES, CLAIM OR LOSS INCURRED BY YOU (INCLUDING, WITHOUT LIMITATION, COMPENSATORY, INCIDENTAL, INDIRECT, SPECIAL, CONSEQUENTIAL, OR EXEMPLARY DAMAGES, LOST PROFITS, LOST INCOME, LOST SALES OR BUSINESS, EXPENDITURES, INVESTMENTS, OR COMMITMENTS IN CONNECTION WITH ANY BUSINESS, LOSS OF ANY GOODWILL, OR DAMAGES) RESULTING FROM THE USE OF OR INABILITY TO USE THE SOFTWARE, EVEN IF PIONEER HAS BEEN INFORMED OF, KNEW OF, OR SHOULD HAVE KNOWN OF THE LIKELIHOOD OF SUCH DAMAGES. THIS LIMITATION APPLIES TO ANY AND ALL CAUSES OF ACTION INDIVIDUALLY OR IN THE AGGREGATE, INCLUDING WITHOUT LIMITATION BREACH OF CONTRACT, BREACH OF WARRANTY, NEGLIGENCE, STRICT LIABILITY, MISREPRESENTATION, AND OTHER TORTS. IF PIONEER'S WARRANTY DISCLAIMER OR LIMITATION OF LIABILITY SET FORTH IN THIS AGREEMENT SHALL OR FOR ANY REASON WHATSOEVER BE HELD UNENFORCEABLE OR INAPPLICABLE, YOU AGREE THAT PIONEER'S LIABILITY SHALL NOT EXCEED FIFTY PERCENT (50%) OF THE PRICE PAID BY YOU FOR THE ENCLOSED PIONEER PRODUCT.

Some states do not allow the exclusion or limitation of incidental or consequential damages, so the above limitation or exclusion may not apply to you. This warranty disclaimer and limitation of liability shall not be applicable to the extent that they are prohibited by any applicable federal, state or local law which provides that such a disclaimer or limitation cannot be waived or preempted.

4 EXPORT LAW ASSURANCES

You agree and certify that neither the Software nor any other technical data received from Pioneer, nor the direct product thereof, will be exported outside the United States except as authorized and as permitted by the laws and

regulations of the United States. If the Software has been rightfully obtained by you outside of the United States, you agree that you will not re-export the Software nor any other technical data received from Pioneer, nor the direct product thereof, except as permitted by the laws and regulations of the United States and the laws and regulations of the jurisdiction in which you obtained the Software.

5 TERMINATION

This Agreement is effective until terminated. You may terminate it at any time by destroying the Software. The Agreement also will terminate if you do not comply with any terms or conditions of this Agreement. Upon such termination, you agree to destroy the Software.

6 U.S. GOVERNMENT END USERS

If the Software is being acquired by or on behalf of the United States government or any other entity seeking or applying rights similar to those customarily claimed by the United States government, the Data is licensed with "Limited Rights". Utilization of the Software is subject to the restrictions specified in the "Rights in Technical Data" clause at DFARS 252.227-7013, or the equivalent clause for non-defense agencies. Pioneer Electronics (USA) Inc., 1925 E. Dominguez Street, Long Beach, CA 90810.

7 MISCELLANEOUS

This is the entire Agreement between Pioneer and you regarding its subject matter. No change in this Agreement shall be effective unless agreed to in writing by Pioneer. Pioneer retailers do not have the authority to change this Agreement. This Agreement shall be governed by and construed in accordance with the internal laws of the State of California. If any provision of this Agreement is declared invalid or unenforceable, the remaining provisions of this Agreement shall remain in full force and effect. ■

PIONEER CNSD-350FM, CNSD-300FM - for Canada

THIS IS A LEGAL AGREEMENT BETWEEN YOU, AS THE END USER, AND PIONEER ELECTRONICS OF CANADA, INC. ("PIONEER"). PLEASE READ THE TERMS AND CONDITIONS OF THIS AGREEMENT CAREFULLY BEFORE USING THE SOFTWARE INSTALLED ON THE PIONEER PRODUCTS. BY USING THE SOFTWARE INSTALLED ON THE PIONEER PRODUCTS, YOU AGREE TO BE BOUND BY THE TERMS OF THIS AGREEMENT. THE SOFTWARE INCLUDES A DATABASE LICENSED BY THIRD PARTY SUPPLIER(S) ("SUPPLIERS"), AND YOUR USE OF THE DATABASE IS COVERED BY THE SUPPLIERS' SEPARATE TERMS, WHICH ARE ATTACHED TO THIS AGREEMENT (Refer to page 16). IF YOU DO NOT AGREE WITH ALL OF THESE TERMS, PLEASE RETURN THE PIONEER PRODUCTS (INCLUDING THE SOFTWARE, AND ANY WRITTEN MATERIALS) WITHIN FIVE (5) DAYS OF RECEIPT OF THE PRODUCTS, TO THE AUTHORIZED PIONEER DEALER FROM WHICH YOU PURCHASED THEM. USE OF THE SOFTWARE SHALL BE DEEMED TO BE YOUR CONSENT TO THE LICENSE AGREEMENT.

1 GRANT OF LICENSE

Pioneer grants to you a non-transferable, non-exclusive license to use the software installed on the Pioneer products (the "Software") and the related documentation solely for your own personal use or for internal use by your business, only on such Pioneer products. You shall not copy, reverse engineer, translate, port, modify or make derivative works of the Software. You shall not loan, rent, disclose, publish, sell, assign, lease, sublicense, market or otherwise transfer the Software or use it in any manner not expressly authorized by this agreement. You shall not derive, or attempt to derive, the source code or structure of all or any portion of the Software by reverse engineering, disassembly, decompilation, or any

other means. You shall not use the Software to operate a service bureau or for any other use involving the processing of data for other persons or entities.

Pioneer and its licensor(s) shall retain all copyright, trade secret, patent and other proprietary ownership rights in the Software. The Software is copyrighted and may not be copied, even if modified or merged with other products. You shall not alter or remove any copyright notice or proprietary legend contained in or on the Software.

You may transfer all of your license rights in the Software, the related documentation and a copy of this License Agreement to another party, provided that the party reads and agrees to accept the terms and conditions of this License Agreement.

2 DISCLAIMER OF WARRANTY

The Software and related documentation are provided to you "AS IS". PIONEER AND ITS LICENSOR(S) (for the purpose of provisions 2 and 3, Pioneer and its licensor(s) shall be collectively referred to as "Pioneer") MAKES AND YOU RECEIVE NO WARRANTY FOR THE SOFTWARE, WHETHER EXPRESS OR IMPLIED, AND ALL WARRANTIES OF MERCHANTABILITY AND FITNESS FOR ANY PARTICULAR PURPOSE FOR THE SOFTWARE ARE EXPRESSLY EXCLUDED. SOME STATES DO NOT ALLOW EXCLUSION OF IMPLIED WARRANTIES, SO THE ABOVE EXCLUSION MAY NOT APPLY TO YOU. The Software is complex and may contain some nonconformities, defects or errors. Pioneer does not warrant that the Software will meet your needs or expectations, that operation of the Software will be error free or uninterrupted, or that all nonconformities can or will be corrected. Furthermore, Pioneer does not make any representations or warranties regarding the use or results of the use of the Software in terms of its accuracy, reliability or otherwise.

License agreement

3 LIMITATION OF LIABILITY

IN NO EVENT SHALL PIONEER BE LIABLE FOR ANY DAMAGES, CLAIM OR LOSS INCURRED BY YOU (INCLUDING, WITHOUT LIMITATION, COMPENSATORY, INCIDENTAL, INDIRECT, SPECIAL, CONSEQUENTIAL, OR EXEMPLARY DAMAGES, LOST PROFITS, LOST SALES OR BUSINESS, EXPENDITURES, INVESTMENTS, OR COMMITMENTS IN CONNECTION WITH ANY BUSINESS, LOSS OF ANY GOODWILL, OR DAMAGES) RESULTING FROM THE USE OF OR INABILITY TO USE THE SOFTWARE, EVEN IF PIONEER HAS BEEN INFORMED OF, KNEW OF, OR SHOULD HAVE KNOWN OF THE LIKELIHOOD OF SUCH DAMAGES. THIS LIMITATION APPLIES TO ALL CAUSES OF ACTION IN THE AGGREGATE, INCLUDING WITHOUT LIMITATION BREACH OF CONTRACT, BREACH OF WARRANTY, NEGLIGENCE, STRICT LIABILITY, MISREPRESENTATION, AND OTHER TORTS. IF PIONEER'S WARRANTY DISCLAIMER OR LIMITATION OF LIABILITY SET FORTH IN THIS AGREEMENT SHALL OR FOR ANY REASON WHATSOEVER BE HELD UNENFORCEABLE OR INAPPLICABLE, YOU AGREE THAT PIONEER'S LIABILITY SHALL NOT EXCEED FIFTY PERCENT (50%) OF THE PRICE PAID BY YOU FOR THE ENCLOSED PIONEER PRODUCT.

Some states do not allow the exclusion or limitation of incidental or consequential damages, so the above limitation or exclusion may not apply to you. This warranty disclaimer and limitation of liability shall not be applicable to the extent that they are prohibited by any applicable federal, state or local law which provides that such a disclaimer or limitation cannot be waived or preempted.

4 EXPORT LAW ASSURANCES

You agree and certify that neither the Software nor any other technical data received from Pioneer, nor the direct product thereof, will be exported outside Canada except as authorized and as permitted by the laws and regulations of Canada. If the Software has been rightfully

obtained by you outside of Canada, you agree that you will not re-export the Software nor any other technical data received from Pioneer, nor the direct product thereof, except as permitted by the laws and regulations of Canada and the laws and regulations of the jurisdiction in which you obtained the Software.

5 TERMINATION

This Agreement is effective until terminated. You may terminate it at any time by destroying the Software. The Agreement also will terminate if you do not comply with any terms or conditions of this Agreement. Upon such termination, you agree to destroy the Software.

6 MISCELLANEOUS

This is the entire Agreement between Pioneer and you regarding its subject matter. No change in this Agreement shall be effective unless agreed to in writing by Pioneer. Pioneer retailers do not have the authority to change this Agreement. This Agreement shall be governed by and construed in accordance with the internal laws of the Province of Ontario and the federal laws of Canada applicable therein. If any provision of this Agreement is declared invalid or unenforceable, the remaining provisions of this Agreement shall remain in full force and effect. ▣

TERMS AND CONDITIONS FOR THE TOMTOM DATA

End User Licensing Terms

THIS IS A LEGAL AGREEMENT (THE "AGREEMENT") BETWEEN YOU, THE END USER, AND PIONEER AND ITS LICENSORS, SUCH AS TOMTOM INTERNATIONAL B.V. OR ANY OF ITS AFFILIATES ("TOMTOM"), OF DATA PRODUCTS (PIONEER AND ITS LICENSORS HEREINAFTER COLLECTIVELY REFERRED TO AS "LICENSORS"), BY USING YOUR COPY OF ALL THE LICENSED DATA ("LICENSED PRODUCTS"), YOU AGREE TO THE TERMS AND CONDITIONS OF THIS AGREEMENT.

1. Grant of License.

Licensors grant you a non-transferable, on-exclusive license to use the map data and related products, owned by TomTom (together the "Data") contained on the DVD-ROM or other related hardware, solely for personal, non-commercial use and not to operate a service bureau or for any other use involving the processing of data of other persons or entities. You may not copy, reproduce, modify, create derivative works, derive the structure of or reverse engineer the Data. The Data is restricted for use with the PIONEER products only. The Data contains confidential and proprietary information and materials, and may contain trade secrets, so you agree to hold the Data in confidence and in trust and not to disclose the Data or any portion thereof in any form, including by renting, leasing, publishing, sublicensing or transferring the Data to any third party. You are explicitly prohibited from downloading the digital maps and programmes contained in the Data or from transferring these to another data carrier or computer. You are prohibited from removing or obscuring any copy right, trademark notice or restricted legend.

2. Ownership.

The Data is copyrighted by TomTom and its licensors and they retain all ownership rights to the Data. You agree not to alter, remove or obscure any copyright notice or proprietary legend contained in or on the Data. Unauthorized copying of the Data is explicitly prohibited. The license is only for your own internal business or personal use and not for resale, distribution, sublicense or commercial use. The Licensed Products are to be considered as confidential information of TomTom and disclosure of the Licensed Products to third parties is explicitly prohibited.

3. Limitation of Liability.

NEITHER TOMTOM NOR ITS SUPPLIERS SHALL

BE LIABLE TO YOU FOR ANY INCIDENTAL, CONSEQUENTIAL, SPECIAL, INDIRECT OR EXEMPLARY DAMAGES ARISING OUT OF THIS AGREEMENT, INCLUDING LOST PROFITS OR COSTS OF COVER, LOSS OF USE OR BUSINESS INTERRUPTION OR THE LIKE, REGARDLESS OF WHETHER YOU WAS ADVISED OF THE POSSIBILITY OF SUCH DAMAGES.

NOTWITHSTANDING ANYTHING TO THE CONTRARY CONTAINED HEREIN, TOMTOM SHALL HAVE NO MONETARY LIABILITY TO YOU FOR ANY CAUSE (REGARDLESS OF THE FORM OF ACTION) UNDER OR RELATING TO THIS AGREEMENT.

4. Warranty disclaimer.

THE DATA IS PROVIDED ON AN "AS IS" AND "WITH ALL FAULTS BASIS" AND TOMTOM AND ITS SUPPLIERS EXPRESSLY DISCLAIM ALL WARRANTIES, EXPRESS OR IMPLIED, INCLUDING BUT NOT LIMITED TO, THE IMPLIED WARRANTIES OF NON-INFRINGEMENT, MERCHANTABILITY, SATISFACTORY QUALITY, ACCURACY, TITLE AND FITNESS FOR A PARTICULAR PURPOSE. NO ORAL OR WRITTEN ADVICE OR INFORMATION PROVIDED BY TOMTOM OR ANY OF ITS AGENTS, EMPLOYEES OR THIRD PARTY PROVIDERS SHALL CREATE A WARRANTY, AND LICENSEE IS NOT ENTITLED TO RELY ON ANY SUCH ADVICE OR INFORMATION. THIS DISCLAIMER OF WARRANTIES IS AN ESSENTIAL CONDITION OF THE AGREEMENT AND YOU ACCEPT THE DATA ON THIS BASIS.

5. Termination.

This Agreement will terminate immediately and automatically, without notice, if you breach any term of this Agreement. You agree that in the event of termination of the Agreement, you shall return the Data (including all documentation and all copies) to PIONEER and its suppliers.

6. Indemnity.

You agree to indemnify, defend and hold PIONEER, its Licensors, and its suppliers (including their respective licensors, suppliers, assignees, subsidiaries, affiliated companies and the respective officers, directors, employees, shareholders, agents and representatives) free and harmless from and against any liability, loss, injury (including injuries resulting in death), demand, action, cost, expense, or claim of any kind or character, including but not limited to legal fees arising out of or in connection with any use or possession by you of the Data.

License agreement

7. U.S. GOVERNMENT RIGHTS.

If End User is an agency, department, or other entity of the United States Government, or funded in whole or in part by the United States Government, then use, duplication, reproduction, release, modification, disclosure or transfer of this commercial product and accompanying documentation, is restricted in accordance with the LIMITED or RESTRICTED rights as described in any applicable DFARS or FAR. In case of conflict between any of the FAR and/or DFARS that may apply to the Licensed Product, the construction that provides greater limitations on the Government's rights shall control. Contractor/manufacture is TomTom North America, Inc., 11 Lafayette Street, Lebanon, NH 03766-1445, Phone: 603,643, 0330, The Licensed Products are © 2006-2012 by TomTom, ALL RIGHTS RESERVED. For purpose of any public disclosure provision under any federal, state or local law, it is agreed that the Licensed Products are a trade secret and a proprietary commercial product and not subject to disclosure.

8. Additional provisions for Premium Points of Interest (the "POIs").

End User specifically agrees that it shall not:

- (i) except as otherwise specifically set forth herein, license or otherwise provide the POI Licensed Products to any third party for the purposes of resale, sublicensing, redistribution or for the purpose of compiling, enhancing, verifying, supplementing, adding to or deleting from any mailing list, geographic or trade directories, business directories, classified directories, classified advertising which is sold, rented, published, furnished or in any manner provided to a third party;
- (ii) make the POI Licensed Products available in an on-line environment unless properly secured and/or encrypted to prevent unauthorized access to the POI Licensed Products; and
- (iii) use the POI Licensed Products, either in whole or in part, as a factor in (a) establishing an individual's eligibility for credit or insurance; (b) connection with underwriting individual insurance; (c) evaluating an individual for employment or promotions, reassignment or retention as an employee; (d) in connection with a determination of an individual's eligibility for a license or other benefit granted by a governmental authority; or (e) for soliciting survivors of deceased persons,
- (iv) create mailing or telemarketing lists unless authorized in this Agreement,
- (v) End User will house the POI Licensed Products on the Internet behind firewalls and will implement a

system of controls that will (i) protect the integrity of the POI Licensed Products; (ii) control access to the POI Licensed Products and (iii) prevent unauthorized usage or copying of the POI Licensed Products.

9. Additional provisions with respect to the Local Points of Interest North America.

It is expressly prohibited to use the Local Points of Interest North America for (a) telephone call routing related applications; (b) screen pop applications, (c) CD-ROM director of other derivative directory product; (d) verification services; (e) caller name services; and (f) online marketing lead verification services. The Local Points of Interest North America cannot be licensed to the following companies, their commonly owned companies or aliases: Acxiom, Accudata, Allant, Alliance Data, eBeureau, Equifax, Experian, Knowledgebase Marketing, ChoicePoint, Harte-Hanks, Infutor, Donnelley Marketing, infoGroup, Trans Union, Transaction Network Services, and LexisNexis.

10. Local Points of Interest North America.

The copyright notice is: "© 2006-2012 TomTom, All rights reserved. This material is proprietary and the subject of copyright protection, database right protection and other intellectual property rights owned by TomTom or its suppliers. Portions of the POI database contained in Local Points of Interest North America have been provided by Localeze. The use of this material is subject to the terms of a license agreement. Any unauthorized copying or disclosure of this material will lead to criminal and civil liabilities."

11. Usage of the Brand Icon component.

End User agrees that the use of the Brand Icon component is subject to the terms and conditions set forth in this Agreement and that there may be additional third party terms, conditions and restrictions to which the use of the Brand Icon component will be subject and which will be provided to the End User from time to time in the product release notes.

12. Additional Provisions with respect to 3D Landmarks Licensed Product (the "3D Landmarks").

Licensee agrees to include as soon as practically possible, but no later than the first new release of the Value Added Product following Licensee's receipt of any 3D Landmarks, any copyright notices related to the display of such landmarks on every Value Added Product and in the "about box" of the Value Added Product.

Notwithstanding the aforementioned, TomTom has the right to decide, at its sole discretion, to remove specific 3D Landmarks in subsequent releases of the Licensed Products. In such case, Licensee will remove those 3D Landmarks from the Value Added Product as soon as practically possible, but not later than the first new release of the Value Added Product following Licensee's receipt of the Update to the Licensed Product, TomTom shall not be held responsible for any possible damages, costs or expenses incurred by Licensee related to such removal of a 3D Landmark by TomTom from the Licensed Product or failure to remove a 3D Landmark by Licensee from the Value Added Product.

13. Copyright notice.

Licensee shall conspicuously display each applicable then current copyright notice for the Licensed Products on the initial splash screen, in the code, on the storage medium, on the packaging, in the "Help/About" section, in the operator's manual, and in any displayed or printed map image, for each Value Added Product that is based upon:

1. *MultiNet®*. "Data Source © 2012 TomTom"; and, in addition, "based on":
 - (a) *MultiNet® data of Austria*. "© BEV, GZ 1368/2003,"
 - (b) *MultiNet® data of Denmark*. "© DAV, violation of these copyrights shall cause legal proceedings,"
 - (c) *MultiNet® data of France*. "Michelin data © Michelin 2012"
 - (d) *MultiNet® data of Norway*. "© Norwegian Mapping Authority, Public Roads Administration / © Mapsolutions,"
 - (e) *MultiNet® data of Russia*: "© Roskartographia"
 - (f) *MultiNet® data of Switzerland*. "© Swisstopo,"
 - (g) *MultiNet® data of The Netherlands*. "Topografische ondergrond Copyright © dienst voor het kadaster en de openbare registers, Apeldoorn 2012,"
 - (h) *MultiNet® data of Great Britain*. "Contains Ordnance Survey data © Crown copyright and database right 2012" and "Contains Royal Mail data © Royal Mail copyright and database right 2012"

2. *MultiNet® North America*: "© 2006 – 2012 TomTom, All rights reserved. This material is proprietary and the subject of copyright protection and other intellectual property rights owned or licensed to TomTom. TomTom is an authorized user of selected Statistics Canada computer files and

distributor of derived information products under Agreement number 6776. The product is sourced in part from Statistics Canada computer files, including 2010 Road Network File (RNF), 92-500-G and 2006 Census Population and Dwelling Count Highlight Tables, 97-550-XWE2006002. The product includes information copied with permission from Canadian authorities, including © Canada Post Corporation, GeoBase®, and Department of Natural Resources Canada, All rights reserved, The use of this material is subject to the terms of a License Agreement, You will be held liable for any unauthorized copying or disclosure of this material."

14. Miscellaneous.

This is the exclusive and complete Agreement between the Licensors and you as End User regarding its subject matter. Nothing in this Agreement shall create a partnership or principal-agent relationship between the Licensors and you, Sections 2,5 and 7 – 11 shall survive the expiration or termination of the Agreement. The Agreement may be amended, altered or modified from time to time by the Licensors on sole discretion. You may not assign any part of this Agreement without Licensors' prior written consent. You acknowledge and understand that the Data may be subject to restrictions on exportations and agree to comply with any applicable export laws. In the event that any provision or part of a provision of this Agreement is determined to be invalid, illegal or unenforceable, such provision or part thereof shall no longer be applicable and the remainder of this Agreement shall be valid, legal and enforceable to the maximum extent possible. Any notice under this Agreement shall be delivered by courier to PIONEER, Attention Legal Department,




About the database


About the data for the map database

- Modifications related to roads, streets/highways, terrain, construction and other things before/during the development period may not be reflected in this database. Inevitably, those modifications after that period are not reflected in this database.
- Regardless of existing and newly-built things, the data may be different from the actual condition.
- For details about the map coverage of this navigation system, refer to the information on our website.
- It is strictly prohibited to reproduce and use any part or the whole of this map in any form without permission from the copyright owner.
- If the local traffic regulations or conditions deviate from this data, follow the local traffic regulations (such as signs, indications, etc.) and conditions (such as construction, weather, etc.).
- The traffic regulation data used in the map database applies only to standard sized passenger vehicles. Note that regulations for larger vehicles, motorbikes, and other non-standard vehicles are not included in the database.
- TomTom Map Version, Rel. 06/2011.

Maps by



- © 2012 TomTom. All rights reserved. TomTom and the TomTom logo are registered trademarks of TomTom N.V.
- Powered by NNG 

Any changes made by XM Satellite Radio in the lineup or icon of the broadcast station in the future may not be supported by the navigation system, and may cause the unit to display incorrect icons. 

Icons for XM Satellite Radio

The icon of each broadcast station is contained in the hard disk drive based on the data provided by XM Satellite Radio as of October 2011.

The navigation system upgrade process

- 1 Check the device number of your navigation system.
 - For details, refer to *Checking the device number* on this page.

↓

- 2 Check the version information.
 - For details, refer to *Checking the current version* on this page.

↓

- 3 Get the password for authentication.
 - For details, refer to *Getting the password for authentication* on the next page.

↓

- 4 Upgrade the software program of your navigation system.
 - For details, refer to *Upgrading the software program and the map database* on the next page.

↓

- 5 Check whether the upgrade was done properly.

↓

- 6 Update the Bluetooth firmware.
 - For details, refer to *Updating the Bluetooth wireless technology software* on page 23.



Preparation for upgrade

Checking the device number

First, check your device number (DEVICE NUMBER, displayed such as Device Number or Device#) of your navigation system for later procedures. To display the device number, do the following.

- 1 **Park your vehicle in a safe place and apply the parking brake.**
- 2 **Insert the upgrade SD memory card into the SD card slot.**
- 3 **Turn the ignition switch OFF and back ON to reboot the navigation system.**
After a short pause, the device number will appear.
- 4 **Write down your device number (Device#) onto the supplied Media Number Card (MEDIA NUMBER CARD) to avoid mistakes.**
- 5 **Touch [Cancel].**
The navigation system restarts.
- 6 **Turn off the vehicle engine to terminate the system.**
The navigation system is also turned off.
- 7 **Eject the upgrade SD memory card.**

Checking the current version

You may need the version information to confirm completion of upgrade. Check the version information using the following procedure.

- 1 **Press the MENU button to display the "Top Menu", and then touch [Settings].**
- 2 **Touch [System Settings].**
The "System Settings" menu appears.
- 3 **Touch [Service Information] on the "System Settings" menu.**
- 4 **Write down the version displayed in "Map Version" and "Version".**

Instructions for upgrading

Getting the password for authentication

Web-connected computer is required for on-line issuance of password.

For upgrade, a unique password issued online is necessary. Access the website with your PC and get your password.

The following information is required.

- Media Number (MEDIA NUMBER) printed on supplied Media Number Card (MEDIA NUMBER CARD)
- Device Number (DEVICE NUMBER) of your navigation system

1 Access on the following website to issue your password.


<http://www.pioneernavigationupdate.com>

In Canada:

<http://www.pioneernavigationupdate.ca>

For issuing the password, follow the instruction on the website.

2 Record the password that you received.

You need to input this password accurately. Write down your password to avoid mistakes. 

Upgrade procedures

Upgrading the software program and the map database

This section describes the upgrade procedures for your navigation system.

- The upgrade takes approximately 40 minutes in total.
- If you use AVIC-F500BT, be sure to follow the instructions given below.
 - Attach the navigation unit to the cradle before upgrading and don't detach the navigation unit during upgrading.
 - Turn the navigation unit's power completely off by pressing and holding the Power button.

- Never start upgrading when the navigation unit runs with the battery. Otherwise, the upgrade cannot complete because the battery runs out.

1 Park your vehicle in a safe place and apply the parking brake.

2 Insert the upgrade SD memory card into the SD card slot.

3 Turn the ignition switch OFF and back ON to reboot the navigation system.

After a short pause, the device number will appear.


4 Touch [OK].



After a short pause, the keyboard for entering the password will appear.

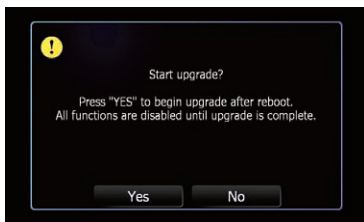
- To cancel the upgrade, touch [Cancel].

5 Enter the password for authentication that you obtained, then touch [Done].



After you touch [Done], the system starts the authentication. When the authentication is finished properly, a message for confirmation will appear.

6 Touch [Yes] to start the upgrade.

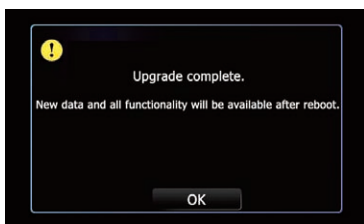


The navigation system restarts and then the installation begins.

- ☐ To cancel the upgrade, touch [No].

When the program upgrade is complete, a confirmation message appears.

7 Touch [OK].

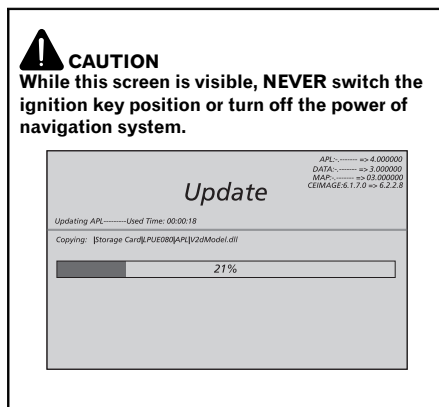


The message confirming whether you want to keep the current splash screen appears.

8 Touch the key that you want to select.

The navigation system restarts and then the installation begins.

9 Wait until the upgrade process is complete.



After the installation is complete, the navigation system restarts.

10 Touch the language that you want to use on the screen.

11 Touch the language that you want to use for the voice guidance.

The "Top Menu" screen appears.

12 Eject the upgrade SD memory card.

Checking whether the upgrade was done properly

Display "Service Information" screen to compare the current version number with the previous one.

- ➔ For details, refer to *Checking the current version* on page 20.

Instructions for upgrading

Updating the Bluetooth wireless technology software

Access the Pioneer website to check your phone's compatibility. If your phone is on the list and you wish to update, manually update the Bluetooth firmware after the automatic upgrade is finished.

<http://www.pioneerelectronics.com>

In Canada

<http://www.pioneerelectronics.ca>

- ❑ Registered phones that are listed on the "Connection" screen are cleared by the software update.

1 Park your vehicle in a safe place and apply the parking brake.

2 Insert the upgrade SD memory card into the SD card slot.

3 Press the MENU button to display the "Top Menu".

4 Touch [Phone].

The "Phone Menu" screen appears.

5 Touch [Phone Settings].

The "Phone Settings" screen appears.

6 Touch [Bluetooth Software Update].

The current version is displayed.



7 Touch [Software Update].

Update starts.

8 Wait until the update process is complete.

A message will appear after the update is complete.

9 Touch [OK].

10 Eject the upgrade SD memory card.

Update is completed. ❑

Changes on the upgraded program

If you upgrade your navigation system using this SD memory card, the system will have the following changes.

Navigation functions

Signpost and recommended lane

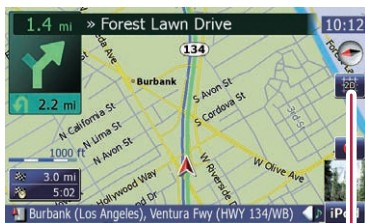
Signposts will appear together with the recommended lane where multi-lane roads exist when you are driving on your route. The high-lighted lane indicates the recommended lane.



- This information is based on the map database. Thus, the information may differ from actual conditions. Use it as just a directional reference for your driving.

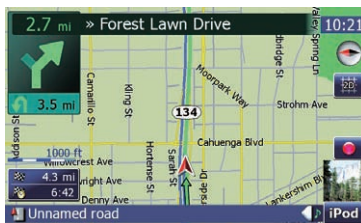
Switching the map mode

There are a number of map displays. Touching the map mode selector allows you to change the map display.




Map mode selector

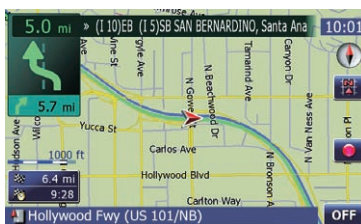
2D map screen (Heading up mode)




The map display always shows the vehicle's direction as proceeding toward the top of the screen.

When "Heading up" mode is selected,  is displayed.

2D map screen (North up mode)




The map display always has north at the top of the screen.

When "North up" mode is selected,  is displayed.

3D map screen



When the 3D map screen is selected,  is displayed.

1 Press the MAP button to display the navigation map screen.


Changes on the upgraded program

2 Touch the map mode selector to switch the map display.

Each touch of the map mode selector changes the map display as follows:

2D map screen (Heading up mode) — 2D map screen (North up mode) — 3D map screen

Hiding controls for tilt and rotation angle

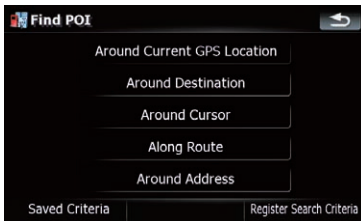
Touching  hides the tilt controls and rotation angle.



Controls for tilt and rotation angle

Searching for POIs around the address

- 1 Touch [Destination] on the “Top Menu”, and then touch [POI].
- 2 Touch [Around entered address].

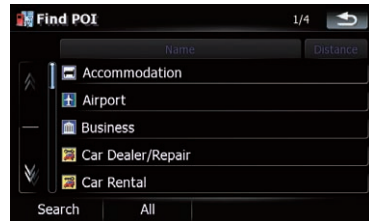


3 Enter the address you want.



- If the house number you have entered is not found, a message appears. In that case, a house number near entered one is selected after touching [OK].

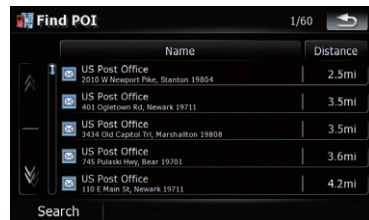
4 Touch the category you want.



If there are more detailed categories within the selected category, repeat this step as many times as necessary.

Touch [Search] to search for a POI by entering the POI name in the selected category. Touching [All] lists all POIs that are included in the categories currently displayed.

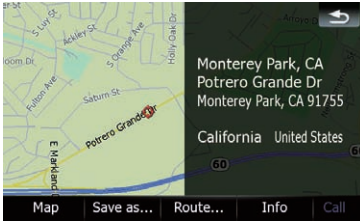
5 Touch the POI you want.



Changes on the upgraded program

- ❑ Touching the **[Name]** tab sorts the options in the list in alphabetical order.
- ❑ Touching the **[Distance]** tab sorts the options in the list in order by distance.

6 Touch one of the options at the bottom of the Map confirmation screen to select the next operation.



Touch **[Route...]** then **[Go Here Now]** to set your selected position as your destination and calculate the route up that point.

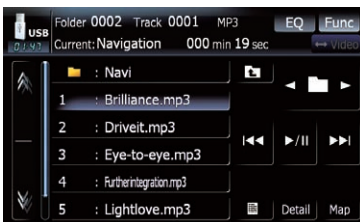
- ➔ For details of other operations on the Map confirmation screen, refer to Operation Manual of your navigation system.

AV functions

Selecting a track from the list

The list lets you see the list of track titles, file names or folder names on a disc and select one of them to play.

- 1 Touch **[List]**.
- 2 Touch the track you want to play.



(e.g. USB)

The track currently playing is highlighted. Touching or switches the selection to the next or previous page in the list.

- ❑ A dash (–) is displayed if there is no corresponding information.

3 To return to the previous screen, touch [Detail].

Settings Menu

Textured Polygons

The setting has been changed so that the system always can draw the map graphically.

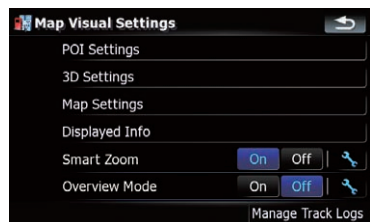
POI Settings

“**Manage POI**” changes to “**POI Settings**” and the position of key has been moved.

1 Touch [Map Visual] on the “Navi Settings” menu.

The “**Map Visual Settings**” screen appears.

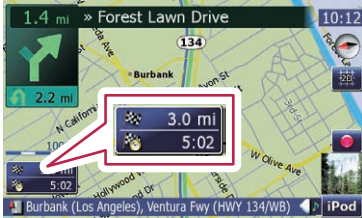
2 Touch [POI Settings].



Changes on the upgraded program

Displayed Info

The characters on the Multi-Info window are enlarged.



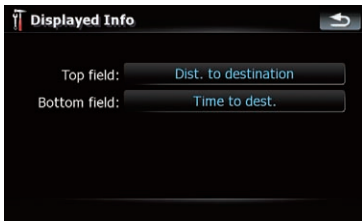
1 Touch [Map Visual] on the “Navi Settings” menu.

The “Map Visual Settings” screen appears.

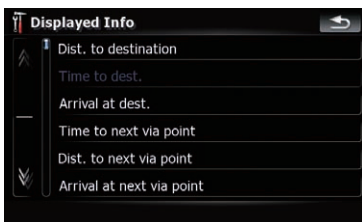
2 Touch [Displayed Info].

The “Displayed Info” screen appears.

3 Touch the key on the right of “Top field:” to display the options.



4 Touch your desired option.



Manage Track Logs

[Export all] and [Delete all] keys are added.

1 Touch [Map Visual] on the “Navi Settings” menu.

The “Map Visual Settings” screen appears.

2 Touch [Manage Track Logs].

A list of track logs already recorded appears.

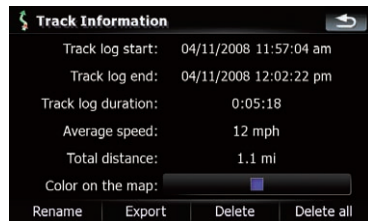
3 Touch the desired track log on the list.



More details about the track log appears.

- Touching [Export all] exports all track logs currently stored to the external storage device (USB or SD) at once.

4 Touch the desired key to operate it.



Delete all:

Touching this key deletes all track logs.

Changes of default value

Settings Menu

Menu items	Before up-grade	After up-grade
Back Camera	Off	On
AV1 Input	Off	iPod

Menu items	Before up- grade	After up- grade
Warn When Speed- ing	On	Off
MUTE Input/GUIDE	MUTE	ATT



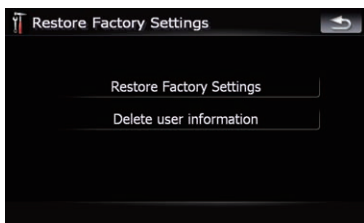
Restore Factory Settings

Resets various settings registered to the navigation system and restores them to the default or factory settings.

- ❑ Some data remains. Be sure to read *Setting items to be deleted* first.
- For detailed information about the items which would be erased, refer to *Setting items to be deleted* on the next page.

1 Touch [Restore/Delete] on the "System Settings" menu.

2 Touch [Restore Factory Settings] or [Delete user information].



- ❑ Because deleted data cannot be restored, take extra care not to mistakenly delete items.

3 Touch [OK].

The navigation system will now restart.

Changes on the upgraded program

Setting items to be deleted

The items to be deleted vary depending on the reset method. The items listed in the following table return to the default or factory settings.

Almost all items not listed below will be retained. However, some of the items to be returned to their default values are not listed if the setting value can be easily recovered by user, such as the last map scale, the last status of AV operation screen, etc.

—: The setting will be retained.

✓: The setting will be cleared and returned to the default or factory settings.

Method 1: Press the RESET button

Method 2: Restore Factory Settings

Method 3: Delete user information

Navigation functions		Method 1	Method 2	Method 3
Destination Menu	"History" on "Address"	—	—	✓
	History	—	—	✓
	Favorites	—	—	✓
Navi Settings	"Saved Criteria" on "POI"	—	—	✓
	Set Home	—	—	✓
	GPS & Time Settings, Map Visual, Route, Warnings, Regional Settings	—	✓	✓
	Sound settings "Voice", "Keys", "Dynamic Volume (On/Off)"	—	✓	✓
	Sound settings "Master", "Dynamic Volume (Maximum speed, Minimum speed:)"	—	—	✓
System Settings	Language	—	✓	✓
	Other settings	—	—	✓
Others	Pin icon data	—	—	✓
	Anti-theft password	—	—	✓

Audio functions		Method 1	Method 2	Method 3
AV Settings	Wide Mode, VR Catalog Mode	—	—	✓
	Other settings	✓	—	—
AV Sound	All settings	✓	—	—
CD, ROM, DivX, FM, AM	All settings (*1)	✓	—	—
DVD-V, DVD-VR	All settings	✓	—	—
SD, USB	All settings (*1)	✓	—	✓
Volume setting for AV sources		✓	—	—

(*1) All settings including the setting on the "Function" menu are deleted.

Changes on the upgraded program

Phone functions		Method 1	Method 2	Method 3
	Phone Volume	—	—	✓
	Received Calls	—	—	✓
Phone Menu (*2)	Dialed Numbers	—	—	✓
	Missed Calls	—	—	✓
	Phone Settings	—	—	✓
Contacts (*2)	All entries	—	—	✓

(*2) All stored data of 3 users is deleted.



Troubleshooting

Problems in the procedures for updating

Symptom	Cause	Action
The upgrade process doesn't start and the navigation system boots up as usual.	An incorrect SD memory card has been inserted.	Eject the inserted SD memory card and insert the correct upgrade SD memory card.
	Upgrade SD memory card has been inserted while the navigation system are turned on.	Turn the ignition switch OFF and back ON to reboot the navigation system.
	The screen that cannot begin the upgrade process is displayed.	Eject the upgrade SD memory card, and display the map of your current position, and then reinsert the card.



Messages in the procedures for updating

Message	When	What to do
An error has occurred and update has failed. Consult your dealer or Pioneer service center.	Failed to upgrade the data for some reason.	Consult your authorized Pioneer dealer.



Register your product at

<http://www.pioneerelectronics.com>

in Canada **<http://www.pioneerelectronics.ca>**

See "Visit our website" page

PIONEER CORPORATION

1-1, Shin-ogura, Saiwai-ku, Kawasaki-shi,
Kanagawa 212-0031, JAPAN

PIONEER ELECTRONICS (USA) INC.

P.O. Box 1540, Long Beach, California 90801-1540, U.S.A.
TEL: (800) 421-1404

PIONEER ELECTRONICS OF CANADA, INC.

340 Ferrier Street, Unit 2, Markham, Ontario L3R 2Z5, Canada
TEL: 1-877-283-5901
TEL: 905-479-4411

PIONEER EUROPE NV

Haven 1087, Keetberglaan 1, B-9120 Melsele, Belgium/Belgique
TEL: (0) 3/570.05.11

PIONEER ELECTRONICS ASIACENTRE PTE. LTD.

253 Alexandra Road, #04-01, Singapore 159936
TEL: 65-6472-7555

PIONEER ELECTRONICS AUSTRALIA PTY. LTD.

5 Arco Lane, Heatherton, Victoria, 3202, Australia
TEL: (03) 9586-6300

PIONEER ELECTRONICS DE MEXICO, S.A. de C.V.

Bldv.Manuel Avila Camacho 138 10 piso
Col.Lomas de Chapultepec, Mexico, D.F. 11000
TEL: 55-9178-4270

先鋒股份有限公司

台北市內湖區瑞光路407號8樓
電話：886-(0)2-2657-3588

先鋒電子（香港）有限公司

香港九龍長沙灣道909號5樓
電話：852-2848-6488

© 2012 PIONEER CORPORATION.
All rights reserved.

Free Manuals Download Website

<http://myh66.com>

<http://usermanuals.us>

<http://www.somanuals.com>

<http://www.4manuals.cc>

<http://www.manual-lib.com>

<http://www.404manual.com>

<http://www.luxmanual.com>

<http://aubethermostatmanual.com>

Golf course search by state

<http://golfingnear.com>

Email search by domain

<http://emailbydomain.com>

Auto manuals search

<http://auto.somanuals.com>

TV manuals search

<http://tv.somanuals.com>