

# USB Combo Keypad

## NOTEBOOK COMPUTER NUMERIC KEYPAD



NOTEWORTHY®



User's Guide

## INTRODUCTION

The PORT-Noteworthy® USB Combination Keypad is the perfect solution for fast and accurate numeric data entry, particularly if you prefer a full-size numeric keypad. This 21-key keypad is ideal for use with spreadsheet, financial, and accounting applications. It includes a standard USB connector, and a PS/2 Adapter for computers that do not have a USB port.

### Contents

- ❖ One USB Combination Keypad
- ❖ One PS/2 Adapter
- ❖ This User's Guide

### System Requirements: USB

- ❖ Operating system: Windows® 98, Windows® 2000, or Macintosh® OS Version 8.6 or greater
- ❖ One USB v. 1.1 Compliant Port

### System Requirements: PS/2

- ❖ Operating system: Windows® 95, Windows® 98, Windows NT® 4.0, or Windows® 2000
- ❖ One PS/2 Port

## INSTALLATION

This full-size, numeric keypad has the option of connecting through a USB port, or through the PS/2 Adapter. If your computer's operating system supports Plug and Play installation, it may recognize the keypad automatically. If not, you will need to set up the keypad.

### USB Connection with Windows 98 on Toshiba Notebooks

Plug the USB connector into the USB port. The first time you connect the keypad, a dialog box appears informing you that Windows has detected new hardware. This installation describes typical screens that may appear. The screens that appear on your computer may vary.

- ❖ The **Add New Hardware Wizard** dialog box displays the prompt **"This wizard searches for new drivers for: USB Human Interface Device:"**. Click **Next**.
- ❖ The next dialog box displays the question **"What do you want Windows to do? followed by two choices. Select the second choice, "Display a list of all the drivers in a specific location, so you can select the driver you want."** Then click **Next**.
- ❖ When the default driver is located, the name of the driver **"USB Human Interface Device"** appears in the dialog box. Highlight the driver name and click **Next**. Windows is now ready to install the selected driver. Click **Next** again. When

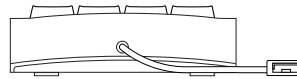


Figure 1. Keypad Top End View

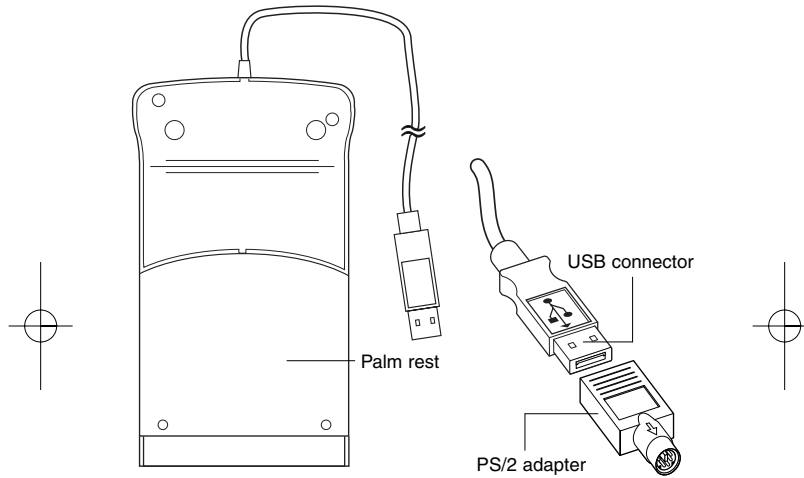


Figure 2. Keypad (bottom view), USB connector, and PS/2 adapter

a dialog box appears with the message **“Windows has finished installing the software that your new hardware device requires.”**, click **Finish**. The previous steps will repeat until all three drivers are installed.

*Note: If the operating system is unable to locate the drivers, you need to insert the Windows 98 or Windows 98 Second Edition CD-ROM, or install the Win98 cab files onto your hard disk drive in the c:\windows\options\cabs folder.*

#### **USB Connection with Windows 2000 on Toshiba Notebooks**

Plug the USB connector into the USB port. A dialog box appears informing you that Windows has "Detected New Hardware." The compatible driver is installed automatically. When the Detected New Hardware dialog box closes, the installation is complete.

#### **USB Connection with a Macintosh Computer**

Plug the USB connector into the Macintosh USB port. The operating system does the rest.

#### **PS/2 Connection with Windows 95, 98, NT 4.0, or 2000**

Plug the USB connector into the PS/2 Adapter. Plug the PS/2 Adapter into the PS/2 port and reboot the computer. The operating system does the rest.

### **USING THE NUMERIC KEYPAD**

Now you can begin using the numeric keypad. It resembles the standard 17-key keypad layout on a full-size computer keyboard, with the addition of four special function keys across the top. With Windows, these four keys have the same effect as the equivalent keys on a PC keyboard:

- ❖ ESC key
- ❖ Windows launch key
- ❖ Applications key
- ❖ Backspace key

*NOTE: When the keypad is connected to a Macintosh computer, the directional keys, the Windows launch key, and the Applications key are not operational.*

#### **Num Lock Key**

When connected to a PC with Windows, the Num Lock key on the keypad works independently of the Num Lock key on your computer keyboard. Toggling Num Lock on the keypad has no effect on the keyboard Num Lock function. Similarly, toggling the Num Lock key on the keyboard has no effect on the keypad Num Lock function.

#### **Disconnecting the Keypad**

If the numeric keypad is connected to a USB port on your computer, you simply detach it from the USB port. If the keypad is connected via the PS/2 port, you must first shut down Windows, then detach the keypad.

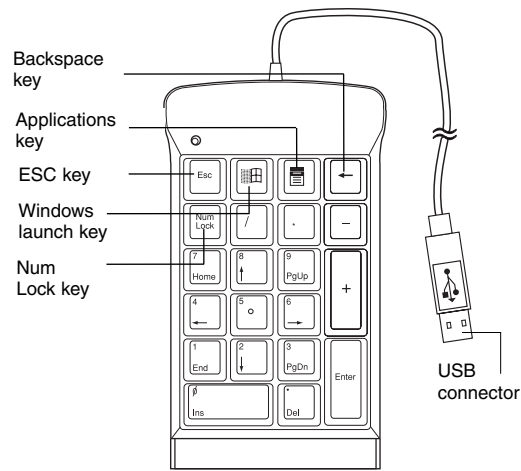


Figure 3. Full-Size Numeric Keypad

### SPECIFICATIONS

Weight	7.3 oz. (0.2kgs)
Dimensions (l x w x h)	162 x 99 x 33 mm
Regulatory	CE and FCC Class B
USB Compliance	V 1.1 Compliant
Voltage Range	5 V +/- 5%
Key Travel	3.5 mm +/- 0.5mm
Power Consumption	20 mA maximum
Numeric Keycap Surface	12.5 mm x 15.5 mm

### **CUSTOMER SERVICE**

If you are missing any parts or you need a replacement, our staff is available to answer your questions Monday through Friday, 8:30 A.M. until 5:30 P.M. Pacific time.

Telephone: 800-995-4715

### **TECHNICAL SUPPORT**

In the unlikely event that you encounter problems with your numeric keypad, please use our Web site to contact our support group through email. Or, call Technical Support. Our knowledgeable staff is available to answer your questions Monday through Friday, 8:00 A.M. until 8:00 P.M. Eastern time.

Telephone: 888-970-7678 (Toll Free)  
330-593-3310

Email: [TechSupport@port.com](mailto:TechSupport@port.com)

Web site: [www.port.com](http://www.port.com)

### **WARRANTY**

PORT, Inc. warrants PORT-Noteworthy accessories to be free from defects in material and workmanship for one year. If your PORT-Noteworthy accessory proves defective in materials or workmanship during this period, we will promptly repair or replace it. This warranty does not cover accidental damage, wear and tear, or consequential or incidental loss. Under no conditions is PORT, Inc. liable for loss or damage to a computer; nor loss of, or damage, to programs, records, or data; nor any consequential or incidental damages, even if PORT, Inc. has been informed of their possibility.

Online warranty registration at [www.port.com](http://www.port.com)

Noteworthy is a registered trademark of Toshiba America Information Systems, Inc. Windows 95, Windows 98, Windows NT, Windows 2000 are registered trademarks of Microsoft Corporation. Macintosh is a registered trademark of Apple Computer, Inc.

NOTEWORTHY®



*Essential Accessories for Portable Computers*

PORT, Inc., 66 Fort Point Street, Norwalk, CT 06855

Visit our Web site at: [www.port.com](http://www.port.com)

Features and specifications are subject to change without notice. ©2000 PORT, Inc.

NW21USBMAN

## Free Manuals Download Website

<http://myh66.com>

<http://usermanuals.us>

<http://www.somanuals.com>

<http://www.4manuals.cc>

<http://www.manual-lib.com>

<http://www.404manual.com>

<http://www.luxmanual.com>

<http://aubethermostatmanual.com>

Golf course search by state

<http://golfingnear.com>

Email search by domain

<http://emailbydomain.com>

Auto manuals search

<http://auto.somanuals.com>

TV manuals search

<http://tv.somanuals.com>