



POWER ACOUSTIK

- * **FUBAR-10W**
- * **FUBAR-12W**
- * **FUBAR-15W**

Power Acoustik FUBAR Woofers

Congratulations on your purchase of one of the finest woofers available for your vehicle today.

If you are an enthusiast that plays your system loud and hard, the FUBAR woofers will take you to the limit. Our small sealed enclosure, high excursion design will move enough air to part your hair. Let your woofers do all the talking to let everyone know you are a "Serious about your sound".

Please take a few moments to fill out the warranty card and review this manual before installing this woofer for proper connections and box sizes.

Design Features

Die cast aluminum basket
Candy Blue finish w/ Diamond cut
Non-pressed laminated paper cone
Chrome back plate
Large foam surround
1-piece rubber gasket
Black poly-cotton spider
Woven tinsel leads through the spider
Chrome push terminals
Dual 4-ohm voice coil

| | FUBAR-10W | FUBAR-12W | FUBAR-15W |
|--------------------|-----------|-----------|-----------|
| SPL: | 90 dB | 91 dB | 93 dB |
| Magnet size: | 160oz. | 200oz. | 250oz. |
| BASV voice coil: | 2" | 2" | 2.5" |
| Power (RMS watts): | 600 | 800 | 1,000 |
| Power (MAX watts): | 1,600 | 1,800 | 2,000 |

Thiele / Small Parameters

| | <u>FUBAR-10W</u> | <u>FUBAR-12W</u> | <u>FUBAR-15W</u> |
|-----------------|------------------|------------------|------------------|
| F _s | 36.8 Hz | 36 Hz | 27.2 Hz |
| V _{as} | 0.99 Cu. Ft. | 1.91 Cu. Ft. | 4.5 Cu.Ft. |
| Q _{ms} | 4.866 | 5.731 | 6.291 |
| Q _{es} | 0.510 | 0.502 | 0.496 |
| Q _{ts} | 0.462 | 0.462 | 0.463 |
| X-max | 10 mm | 10 mm | 13 mm |

Recommended box sizes

| Model | Sealed Box Size | Ported Box Size | Tune Freq. | # of Ports | Port (dia x length) |
|-----------|-----------------|-----------------|------------|------------|---------------------|
| FUBAR-10W | 0.75 cubic feet | 1.5 cubic feet | 40 Hz | 1 | 3" x 6.5" |
| FUBAR-12W | 1.2 cubic feet | 2.0 cubic feet | 40 Hz | 1 | 4" x 8.75" |
| FUBAR-15W | 2.25 cubic feet | 3.4 cubic feet | 39 Hz | 2 | 4" x 7.25" |

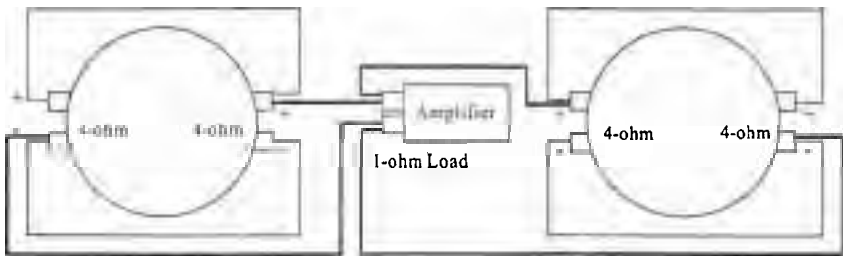
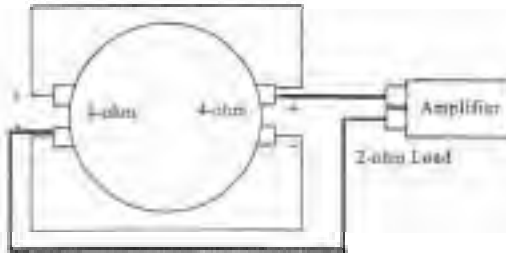
Building the Enclosure

- Determine the dimensions of your enclosure.
- Be certain the box dimensions that you have designed will fit in the location you have chosen in your vehicle. Sometimes making a cardboard box with the same outside dimensions is helpful.
- It is recommended to use $\frac{3}{4}$ inch thick MDF (medium density fiberboard) for your box.
- Use a "T" square to verify precise right angle cuts before you assemble the box.
- Use high quality wood glue and screws to assemble the box to guarantee an airtight box that will not come apart due to excess vibration and pressure.
- It is recommended for sealed enclosures to stuff the interior of the box about 50 - 75% fiberglass insulation or Dacron fiberfill for increased sound damping and woofer performance.
- For ported enclosures, it is recommended to staple 1" thick fiberglass insulation to the interior walls of your box.
- Use slide on connectors for spade style connectors or bare wire for push and screw terminals. Do not solder the wires to the factory connectors as this may cause damage to the voice coil or tinsel lead and may void your warranty.

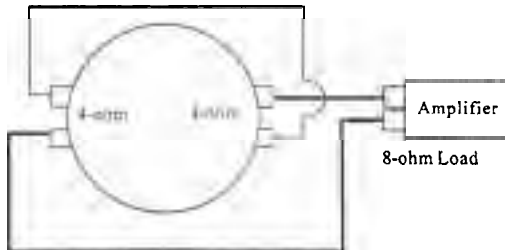
Recommended wiring

The following page will give you a few different options to match the impedance of the woofers to the impedance capability of the amplifier. Please look and follow the diagrams closely to insure maximum woofer performance.

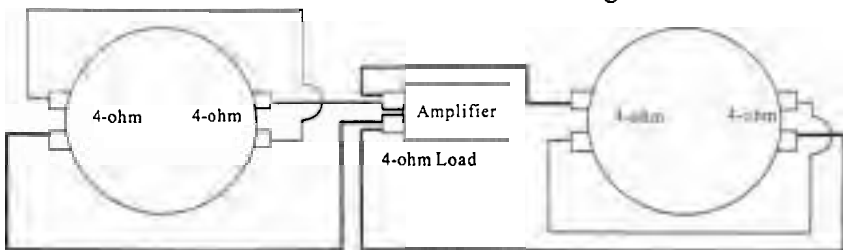
Parallel voice coil configuration



Series voice coil configuration



Series/Parallel voice coil configuration



Free Manuals Download Website

<http://myh66.com>

<http://usermanuals.us>

<http://www.somanuals.com>

<http://www.4manuals.cc>

<http://www.manual-lib.com>

<http://www.404manual.com>

<http://www.luxmanual.com>

<http://aubethermostatmanual.com>

Golf course search by state

<http://golfingnear.com>

Email search by domain

<http://emailbydomain.com>

Auto manuals search

<http://auto.somanuals.com>

TV manuals search

<http://tv.somanuals.com>