

## MODEL SERIES

**PM4025***Gaseous Fueled Stationary Standby***25kW****60Hz**
**PowerStation™**  
 EMERGENCY BACKUP POWER SYSTEM

## Total Power Solution Package

Model: PM4025		Propane Standby Rating*			Full Load	Motor Starting	Insulation	MLCB Rating
Voltage	Phase	Hertz	kW	kVA	Amps	SkVA <sup>(1)</sup>	Class	Amps
120/240	1	60	25	25	104	43.5	H	110
120/208	3	60	25	31.5	86.7	53	H	100
120/240	3	60	25	31.5	75.2	66	H	90
277/480	3	60	25	31.5	37.5	66	H	45

**Standard Features****Ford Industrial Engine**

- Ford Model LRG425 4-Cylinder In-Line Engine
- Electronic, Distributorless Ignition Control Module
- Electronic Governing Provides 0.5% Frequency Control
- Engine Oil Drain Lines Provided
- Easily Accessible For Engine Service

**Alternator**

- 2/3 Pitch Winding For Reduced Harmonics
- Low Waveform Distortion
- Excellent Motor Starting
- Tropicallized Windings

**Weather Enclosure**

- 16 Gauge Steel Enclosure With Sound Material Installed
- Powder Painted Almond Color Finish
- Lockable (keyed alike) Doors With Sound Baffles
- Vertical Air Discharge For Optimal Sound Control
- Critical Grade Muffler Integral To Enclosure
- No Exterior Fasteners

**Fuel System**

- Operates On Liquefied Petroleum Gas Or Natural Gas
- Simple Field Conversion Between Fuels
- Integrated Governor- Throttle Body Assembly

**Cooling System**

- Rated To Operate In 104°F Ambient Temperatures
- Factory Filled With Environmentally Safe Propylene Glycol
- 500-Watt Thermostatically Controlled Circulation Heater Aids Starting

**Main Line Circuit Breaker**


- UL 489 Listed Breaker Is Included As Standard
- Conveniently Mounted Behind Lockable Door With Window

**Digital Remote Start/Stop Controller**

- Robust Control Package
- Highly Accurate Monitoring, Display & Protection
- Field Programmable To Custom Tailor For Users Needs
- Equipped With RS485 Output, Compatible With RDP110 Remote Annunciator Panel
- Programmable I/O's- 2 Relay Output/3 Auxiliary Input Contacts

**3-Year/1500 Hour Warranty**

- Best Standard Warranty In Its' Class

Listed To The UL2200 Standard <sup>(2)</sup>

(1) Rated @ 30% Voltage Dip

(2) Consult Factory for conformance to UL2200 on special models prior to ordering.

**\* Standby Power Rating Definition:** All models rated on **lp gas, derate 10% when using natural gas.** Capable of supplying emergency power in lieu of utility power for the duration of the interruption. There is no overload capacity available or specified for this rating. Single-phase units are rated at unity power factor. Three-phase units are rated at .8 power factor. Single-phase systems are dedicated single phase (4-wire). Three-phase systems are 12-lead broad range reconnectable. When reconnecting a 12-lead alternator to single-phase, derate to 2/3 output. OTHER DERATION FACTORS: Engine power is available to 77°F, barometric pressure of 29.5in. Hg & relative humidity of 60%. Altitude: Derate system performance 4% per 1000 feet above 500 feet. Temperature: Derate system performance 1% per 10°F temperature increase above 77°F. Humidity: Derate system performance 1.5% per 10% relative humidity above 60%. For elevations above 8000 feet, consult factory.

M O D E L   S E R I E S


**PowerStation™**  
 EMERGENCY BACKUP POWER SYSTEM

**PM4025**
*Gaseous Fueled Stationary Standby*
**25kW**
**60Hz**
**Total Power Solution Package**

## Engine Data

### General

Manufacturer	Ford
Model	LRG-425
Type	4-Cycle, In-line Configuration
Horsepower	45 Maximum (LP)@ 1800rpm
Cylinder Block Material	Cast Iron
Cylinders	4
Aspiration	Natural
Air Cleaner	Heavy Duty Replaceable Dry Element
Displacement	2.5 Liters
Compression Ratio	9.37:1
Bore	96mm
Stroke	86.3mm
RPM	1800
Engine Governing	± 0.5% - Electronic

### Fuel System

Fuel System	Woodward Fuel Mixer, Secondary Regulator, 12vdc Positive Locking Shut-off Solenoid
Fuel Type	Liquefied Petroleum Gas(Vapor) Or Natural Gas
Injection Method	Carburetor Induction

### Lubrication System

Lube Oil System	Centrifugal Pump, Spin-on-Full Flow Filter
Lube Oil Capacity	4.5 Quarts W/Filter

### Cooling System

Cooling System	105°F Ambient Radiator Equipped
Ambient Operating Temperature Range	-20°F To 105°F
Cooling System Capacity	2.8 Gallons
Coolant Flow Rate	17.4 GPM
Coolant Heater	120v, 500 Watt Thermostatically Controlled Circulation Type

### Electrical

Starting Voltage	12v negative ground
Battery Size Required	BCI Group 26, Battery Rack & 2/0 Cables Included
Cranking Current	550cca @ 0°F
Battery Charging Alternator	90 amps
Battery Charger (120v AC)	Bulk - 6A, 12vdc Absorption - 5.5A, Taper To 1.5A Between 13-14.4vdc Float - 0.1 To 0.3A, 13.3vdc K 0.3vdc

## Engine Emission Data

### Permits:

California Air Resource Board	Consult Factory
South Coast Air Quality Management District	Consult Factory

### Emissions Data\* Tested To ISO 8178 D2 Cycle:

Hydrocarbons	Consult Factory
Nitric Oxide	Consult Factory
Carbon Monoxide	Consult Factory
Particulate Matter	Consult Factory

\*Emission levels may rise above published limits due to improper maintenance or altered air intake/airflow.

MODEL SERIES


**PowerStation™**  
 EMERGENCY BACKUP POWER SYSTEM

**PM4025**

Gaseous Fueled Stationary Standby

**25kW****60Hz**

Total Power Solution Package

## Fuel System

Fuel Type

Liquefied Petroleum Gas Vapor or  
Natural Gas (LP Liquid Optional)

Fuel Supply Inlet

1/2" NPT

Fuel Supply Pressure

7-11 (In/H<sub>2</sub>O)4-6 (Oz/In<sup>2</sup>)

## Fuel Consumption

### Fuel Consumption @ % Load

 25%  
 50%  
 75%  
 100%

### LP Gas (Cubic Feet/Hour)

 34  
 67  
 101  
 135

### Natural Gas (Cubic Feet/Hour)

 85  
 169  
 254  
 304

## Engine Generator Application/Installation Data

Radiator Airflow

4200 CFM

Alternator Airflow

250 CFM

Combustion Airflow

100 CFM

Total Airflow

4550 CFM

Heat Rejected To Coolant

70000 BTU/HR

Heat Rejected To Exhaust

195000 BTU/HR

Maximum Exhaust Flow

206 CFM

Maximum Exhaust Backpressure

1.1 PSI

Exhaust Temperature

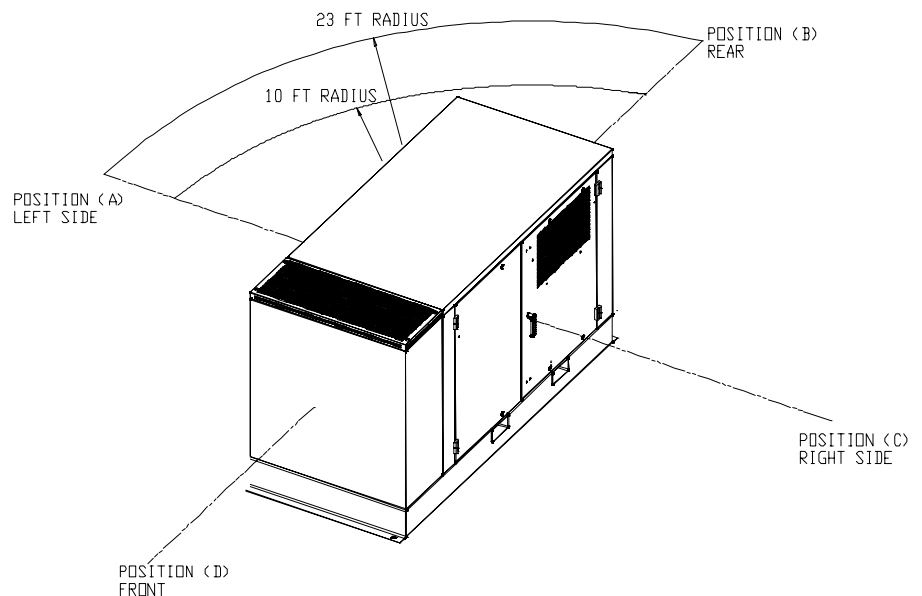
1200 °F

## Sound Data

66 dB(A) Average @ 23' (7m) @ Full Load

10 Feet (3m)	Position	50% Load	100% Load
	A	74.5	77
	B	69	70.5
	C	73	74
	D	71	72.5
	Average	72	74

23 Feet (7m)	Position	50% Load	100% Load
	A	66	67
	B	64.5	65.5
	C	65.5	67
	D	65	66
	Average	65	66



M O D E L   S E R I E S

**PM4025***Gaseous Fueled Stationary Standby***25kW****60Hz****Total Power Solution Package**
**PowerStation™**  
 EMERGENCY BACKUP POWER SYSTEM

### Alternator Data

Type

Brushless Revolving Field, Drip Proof Construction  
W/Tropically Wound Windings

# Poles

4

Coupling Method

Direct, Flex Disc

Insulation Class

H, UL 1446 Recognized

Voltage Regulation

Externally Regulated, Solid State AVR  $\pm 1.5\%$ 

Total Harmonic Distortion

&lt;3.5%

Waveform Deviation Factor

&lt;5%

### Circuit Breaker Data

Type

Molded Case

Withstand Rating

10kA AC @ 240v, 18kA @ 480v

Agency Listing

UL 489 Listed

### Control Panel Functions

- Automatic Remote Start (2-wire)
- Generator Current Metering
- Engine Oil Pressure Monitoring
- Overcrank Protection
- Watt Metering
- Power Factor Metering
- Battery Voltage Metering
- On-Off-Auto Selector Switch
- Generator Voltage Metering
- Engine Coolant Temperature Metering
- Engine Oil Pressure Protection
- Emergency Stop Input
- VA Metering
- Watt-hour Metering
- Battery Condition Monitoring
- Low Coolant Level Detection\*
- Generator Frequency Metering
- Engine Coolant Temperature Protection
- Overspeed Protection
- Engine Cooldown
- Engine RPM Metering
- Engine Run Time Metering
- Maintenance Interval Timer
- Battery Charger Failure Monitoring\*

\* Generator Set Must Be Equipped With Appropriate Hardware

### Options

LP Liquid Withdrawal System

Remote Annunciation Panel – RDP110

Digital (CP1000) Panel Upgrade

Allows For:

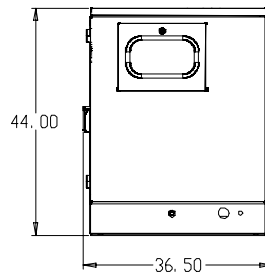
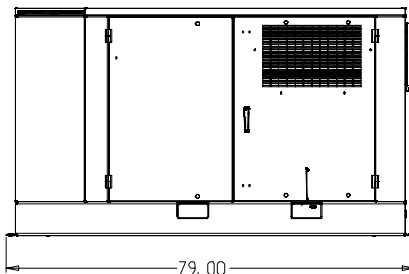
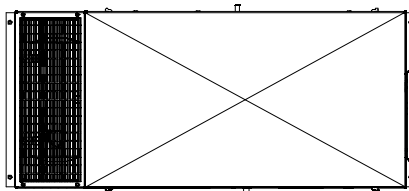
Additional I/O Contacts

Modem Capability

### Dimensions & Weight

Weight

1400 lbs.



## Free Manuals Download Website

<http://myh66.com>

<http://usermanuals.us>

<http://www.somanuals.com>

<http://www.4manuals.cc>

<http://www.manual-lib.com>

<http://www.404manual.com>

<http://www.luxmanual.com>

<http://aubethermostatmanual.com>

Golf course search by state

<http://golfingnear.com>

Email search by domain

<http://emailbydomain.com>

Auto manuals search

<http://auto.somanuals.com>

TV manuals search

<http://tv.somanuals.com>