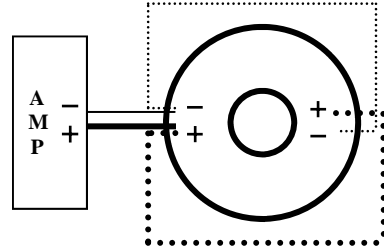
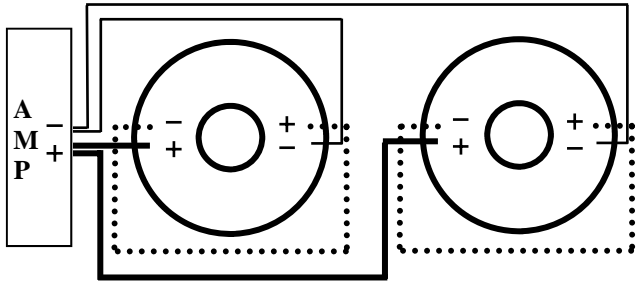


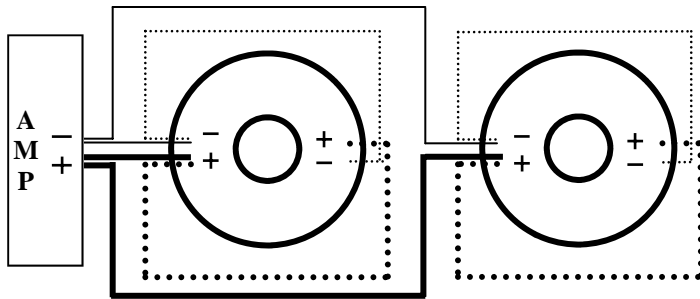
1 Art SQ Woofer Wired to 8Ω



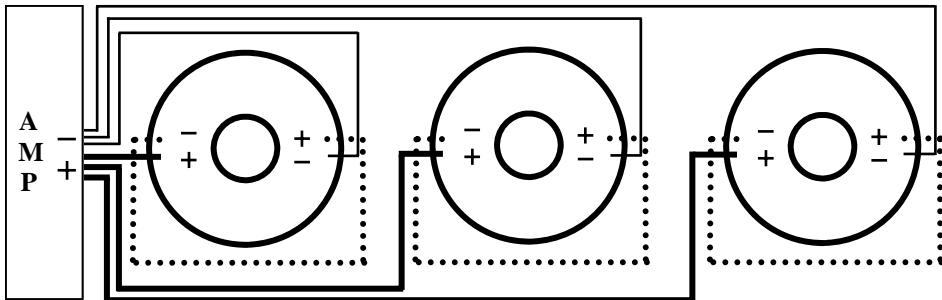
1 Art SQ Woofer Wired to 2Ω



2 Art SQ Woofers Wired to 4Ω



2 Art SQ Woofers Wired to 1Ω



3 Art SQ Woofers Wired to 2.66Ω

WWW.PRECISIONPOWER.COM

Download from www.Somanuals.com. All Manuals are for free download.

PrecisionPower™
Absolutely State of the Art Mobile Audio™

2010 ART COLLECTION
SQ SUBWOOFERS

A.8SQ

A.12SQ



Thank you for choosing **PrecisionPower** woofers. Designed and engineered in the USA, this product combines innovative technology with the finest materials to consistently deliver *Absolutely State of the Art* performance, sound quality, reliability, and value. This **PrecisionPower** product reflects our commitment to offer you unparalleled performance and quality for years of dependable service and listening enjoyment.

Features, Parameters, & Dimensions

Non-Pressed Paper Cone
Injection Molded PP/Mica Dust Cap
Rubber Gasket
4-layer VC on Kapton Former

8ga. Compression Terminals
CONEX Spiders
Stamped Steel Frame
Vented T-Yoke Back-plate

series wired	A.8SQ	A.12SQ
Fs (Hz)	37.13	25.205
Qms	11.69	12.07
Vas (ft ³)	0.603	3.381
Cms (mm/N)	0.301	0.293
Mms (g)	61.1	136.261
Rms (kg/s)	1.22	1.786
Xmax (mm)	9	13.85
Xmech (mm)	13.5	20.78
Piston Diameter (in)	7.17	9.729
Sd (in ²)	31	74.4
Qes	0.616	0.612
Re (Ω)	7.2	7.2
Z (Ω)	8	8
BL (Tm)	12.91	15.933
Rms Power (watts)	180	300
Qts	0.585	0.583
NO (%)	0.137	0.242
1w/1m SPL (dB)	83.39	85.85
2.8V SPL (dB)	83.97	86.44
Voice Coil Diameter (in)	2"	2.5"
Impedance (Ω)	DVC 4Ω	DVC 4Ω
M-vd (ft. ³)	0.0537	0.177

Enclosure Dimensions

Included in this manual are a number of different enclosure suggestions. These are by no means the only enclosures to use, but they provide a starting point to determine the correct enclosure for your needs many factors must be addressed (amount of power, vehicle, placement, crossovers, etc) Therefore, as always **PrecisionPower** recommends that your subwoofer be installed by an authorized **PrecisionPower** dealer.

Enclosure Construction

All enclosures should be made of .75" (3/4") material only. When possible, make the baffle 1.5" (1 1/2) thick and add .75" (3/4") to the depth of the enclosure to compensate. All volumes **INCLUDE** vent/port and subwoofer displacements. **DO NOT** change the volume unless you plan on adding a substantial amount of bracing. For added performance, applying a coat of fiberglass resin to the interior walls will greatly improve sealing the enclosure. Adding a thin layer of poly-fill will improve response by smoothing out reflections within the enclosure.

Enclosure Recommendations

A.8SQ Sealed				A.8SQ Ported			
Vol. (ft. ³)	Dimensions (H x L x D)	QTC	-3dB (Hz)	Vol. (ft. ³)	Dimensions (H x L x D)	Port (dia. X L)	-3dB (Hz)
0.40	10x9.25x12	0.902	50.2	0.50	10x12.75x10.75	2" X 8"	40.8
0.60	10x13.25x12	0.799	47.9	0.75	10x18x10.75	2" X 8"	33.1
0.80	10x17x12	0.747	47.2	1.00	10x23.5x10.75	2" X 8"	28.4

A.12SQ Sealed				A.12SQ Ported			
Vol. (ft. ³)	Dimensions (H x L x D)	QTC	-3dB (Hz)	Vol. (ft. ³)	Dimensions (H x L x D)	Port (dia. X L)	-3dB (Hz)
1.00	13x14.75x13	1.144	39.7	2.00	14x23.75x14	4" x 12"	34.8
1.50	13x21.25x13	0.992	36.1	2.50	14x29.25x14	4" x 12"	31
2.00	13x27.75x13	0.904	34.3	3.00	14x34.75x14	4" x 12"	28.2

Free Manuals Download Website

<http://myh66.com>

<http://usermanuals.us>

<http://www.somanuals.com>

<http://www.4manuals.cc>

<http://www.manual-lib.com>

<http://www.404manual.com>

<http://www.luxmanual.com>

<http://aubethermostatmanual.com>

Golf course search by state

<http://golfingnear.com>

Email search by domain

<http://emailbydomain.com>

Auto manuals search

<http://auto.somanuals.com>

TV manuals search

<http://tv.somanuals.com>