


QUANTUM™

SUPERIOR BASS AMPLIFICATION



QUANTUM
BASS TECHNOLOGY

HOT

FAT

Highs & Lows
TECHNOLOGY OF TONE

MUTE

ACTIVE

PASSIVE

TUNER

INPUT

OUTPUT

GAIN

BASS SHAPE

BASS

LOW MID

MID BOOST

HIGH MID

HP-CHARACTER

TREBLE



DYNAVALVE™
POWERAMP

HEADPHONE

POWER ON

POWER OFF

FOOTSWITCH
FX-LOOP / PUNCH

TUBE CROWL

MASTER

QT 600

EDGE-SPLIT BASS / ACTIVE

SUPERIO

The sheer physical force of a low-frequency impulse. The breathtaking warmth of a tube power amp. The ultra precise response of a high-end studio device. In a nutshell, superior tone and touch are what Quantum™ bass amps are all about. Nothing less will do.

An unprecedented union of classic and innovative technologies has birthed a new breed of bass amp. And it brings a hitherto unimagined measure of musicality, tonal authority and portability to the working bassist.

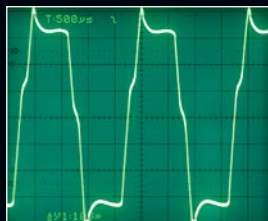
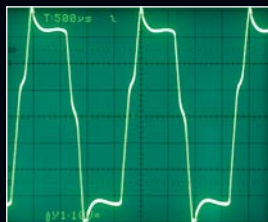
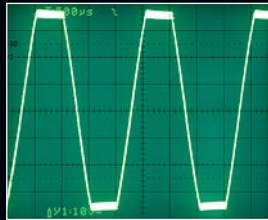


TECHNOLOGY

THE DYNAVALVE™ POWER AMP TECHNOLOGY

Seasoned players know the deal: 100 tube-driven watts simply sound louder than 100 solid state-powered watts. The reason for this is that tube power amps' complex dynamic properties enhance audio signals with transients. These added frequencies enrich the spectrum, making each note more concise, more explosive, and louder. Hence, signal content is decisive in determining the perceived volume, touch and response - the very "feel" of an amp.

TRANSIENT CHARACTERISTICS OF:



Though tubes are influential, tube power amp circuits have a far more formative hand in shaping these audio phenomena. With this fact in mind, the engineers who masterminded the Quantum™ series created a 21st century original - the world's first tubeless power amps with totally tube-driven response. A quantum leap in performance, the patent-applied-for Dynavalve™ technology delivers better tone, greater sound pressure and a mightier punch to satisfy even the most discerning bass player.

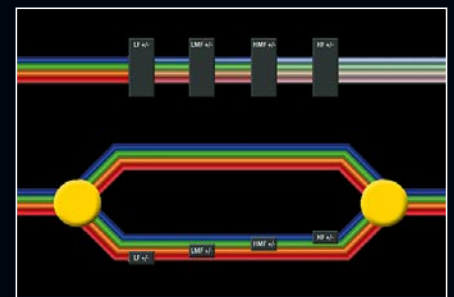


THE PREAMP TECHNOLOGY

Quantum™ amps' inputs feature the **Tube Touch Circuit™**. Extraordinarily saturation-resistant, this circuit makes the amp remarkably responsive to the players' touch.

Another wonderfully practical feature is the **Tube Growl** knob that serves to dial in sweet-and-soulful sounding compression and tube saturation effects. It sweeps smoothly from subtle to strident - and all points in between.

FUNCTIONALITY OF CONVENTIONAL SERIAL EQS



FUNCTIONALITY OF THE PARALLEL EQ

A breed of EQ otherwise found exclusively in high-end studio gear, the **Pure Parallel EQ™** dramatically reduces undesirable filter effects, turning the four-band voicing section into an awesomely effective sound-sculpting tool. Tweaked specifically for the bass, it affords easy, intuitive handling and transcendent audio results.

LOGIES

ENHANCED HF NEODYM SPEAKER TECHNOLOGY

All Quantum™ combos and cabinets are loaded exclusively with speakers featuring Neodym magnets. Not only does this technology significantly reduce weight, it also creates a more concentrated magnetic field that considerably enhances response.

These speakers feature integrated HF systems designed to render the crucial overtone spectrum with utmost uniformity. While the 10" speakers use parallel membranes (that is a dual cone design) to this end, the 12" and 15" woofers feature a fresh new technology. A machined aluminum cone (Dura Dome™) renders the voice coil's high frequency output. Both of these technologies deliver true response, a wide pattern of throw, and a rich overtone spectrum that blends perfectly with the low and mid-frequencies produced by the main membrane.

15" DURADOME™
NEODYMIUM
SPEAKER



TUNED RESONANCE CABINET TECHNOLOGY

Many years experience designing, tuning and manufacturing speaker enclosures enabled the Quantum™ development team to build cabinets that – like fine acoustic instruments - make the most of resonances. Ingeniously engineered panels and bracings, as well as the robust, six-ply Okumé wood (with about half the weight of standard cabinet woods), deliver powerful, punchy low-end projection and finely balanced, crisp midrange. Because the resonant enclosure is tuned to radiate uniformly across its entire surface area, the bass signal can be localized precisely from any position on the stage.





HEAD



QT 600

The toasty warmth, brawny punch and intuitive handling of a classic all-tube tone machine, wed to the flexibility and precision of a premium studio device: This combination of qualities makes the QT 600 the first choice for bassists who refuse to settle for anything less than the best.

The amp's mighty heart is a powerhouse 600 watts **Dynavalve™ amp**. Pumping out ample power for persuasive performance in every sonic scenario, it offers plenty of headroom to stress even the most fulminate musical accents. The **Tube Growl** knob affords total control over typical tube-driven compression and saturation, and an impedance selector matches output power to suit connected cabinets.

The two passive and active inputs are extremely responsive across the full

sweep of the gain spectrum, providing the perfect platform for launching even the most propulsive grooves. Powered by sophisticated parallel EQ technology, the four-way voicing section spares the rod to "spoil" the signal, gently tweaking frequencies for the most effective and musical sound-sculpting imaginable. Four pushbutton filters shape the basic tonal character: Punch emphasizes the low and high ends without altering level. Bass Shape attenuates the bottom end, say, to suppress undesirable stage rumble. Mid Boost pumps up the mids for muscular metal tone. HF Character underscores the shimmering overtones at the top of the frequency spectrum.

The QT 600's DI Out balanced is variable, sending either the instrument's (PRE) or the amp's signal (POST) to the mixing console.

- 600 watts
- 14,5 kg/32 lbs
- 2.8-16 ohms



POWER X TONE / WEIGHT

This latest-generation bass cabinet offers top-drawer audio quality in an astonishingly light package.

Neodym speakers are the pumping heart of the new Quantum™ PRO cabinets. Developed in a joint effort with Eminence®, this technology delivers faster, more direct and precise response to the bassist's touch for more controlled and musically expressive playing. All speakers ship with onboard HF transducer systems: The Dual Cone (in 10" speakers) and DuraDome™ designs render overtone spectrums unrivalled in depth, breadth and congruity - sans the phase and directivity problems commonly encountered with horns.

Built to withstand the rigors of the road, Quantum™ PRO cabinets' robust plywood, rugged steel grilles, Speakon connectors and Old World workmanship ensure years of dependable service for even the hardest-touring player.

CABINETS

QS 810 PRO



Can a classic be improved upon? Certainly, as the QS 810 PRO attests! Sporting a brand new set of Neodymium loudspeakers, this 8 x 10" cab sounds fatter, sleeker and fresher.

- 8 x 10" Neod.-Speaker
- 1800 watts
- 62 kg/137 lbs
- 4 ohms

QS 610 PRO



The compact alternative to the 8 x 10" bin: Its high-performance Neodymium speakers pack the powerful punch of a classic 8 x 10" cab into a far more portable bin.

- 6 x 10" Neod.-Speaker
- 1350 watts
- 46 kg/101 lbs
- 5.3 ohms

QS 2115 PRO



A well-rounded, very musical soundscape with wondrously woody mids - this incredibly light high-performance bin puts the joy back into and takes the pain out of bass stacks!

- 2 x 10" / 1 x 15" Neod.-Speaker
- 750 watts
- 34 kg/75 lbs
- 2.8 ohms

QS 410 PRO



A state-of-the-art 4 x 10" bass cab, it pumps out crisp, tight low end, finely textured mids, and - courtesy of its Dual Cone Neodymium speakers - expansive, shimmering top end.

- 4 x 10" Neod.-Speaker
- 900 watts
- 32 kg/70,5 lbs
- 8 ohms

QS 210 PRO



This ultra compact, extremely light powerhouse is the perfect complement to bigger bins and a sweet standalone solution that delivers professional-class tone for smaller gigs.

- 2 x 10" Neod.-Speaker
- 450 watts
- 21 kg/ 46 lbs
- 4/16 ohms

QS 115 PRO



The perfect partner for the QS 410 PRO or QS 210 PRO: The earthy low end and woody mids of its 15" woofer meld with these models' 10" speakers' frequency spectrum to yield a homogenous and very musical sonic image.

- 1 x 15" Neod.-Speaker
- 300 watts
- 23 kg/51 lbs
- 8 ohms

COMBOS



Introducing a new class of bass combo, this line for the first time unites uncompromising sound quality, extraordinary headroom, intuitive handling and sensationally low weight.

The Quantum™ Combo series comprises four models sporting identical preamp sections featuring an audiophile input stage with a vast gain range for active and passive basses, a Punch button for accentuating low and high end response, and a highly efficient four-band EQ.

HF Character is another special feature. When this dual-purpose treble knob is twisted to the right, it gradually dials in high-frequency sparkle; to the left, it works like a classic treble pot. The **Tube Growl** knob controls the level of tube saturation, which serves to compress the signal and lend it tube-driven punch and assertiveness.

The rich, fat fundamental sound of the Quantum™ Combo is powered by **Dyna Valve™** technology. This brilliant power amp circuit's phase splitter tube is visible in a bright blue glowing window on the control panel.

Cordura bags with a pull-out handle and casters are available as optional accessories for all Quantum™ Combos.

QC 310

With its 250 watts Dynavalve™ power amp, it ranks among the loudest amps in the 1 x 10" class. Unrivalled ease of use makes it the first choice for smart players on the go.

- 250 watts Dynavalve™ Power Amp
- 1 x 10" Dual Cone Neodym Speaker
- Parallel EQ
- Effects Loop
- Headphones Out
- 18 kg/40 lbs



QC 412

Unparalleled low-end pounce per ounce! Its 12" Neodym woofer wedges the hair-trigger response of a 10" speaker to the beefy punch of bigger membranes. Even in loud bands, it lends bass signals plenty of oomph to cut through.

- 400 watts Dynavalve™ Power Amp
- 1 x 12" DuraDome Neodym Speaker
- Parallel EQ
- Effects Loop
- Headphones Out
- 20 kg/41 lbs



QC 415

The big bark of a classic 15" combo, the assertive bite of a stack, and the light weight of a practice rig - QC 415 is the new benchmark for every bass-slinging scenario.

- 400 watts Dynavalve™ Power Amp
- 1 x 15" DuraDome Neodym Speaker
- Parallel EQ
- Effects Loop
- Headphones Out
- 24 kg/53 lbs



QC 421

The loudest, punchiest and most versatile Quantum™ Combo: From classic picked rock riffs to stinging slap attack and smooth walking jazz bass, the QC 421 does it all with amazing aplomb. And at 29 kg, it is by far the lightest amp in its class.


- 400 watts Dynavalve™ Power Amp
- 2 x 10" Dual Cone Neodym Speaker
- Parallel EQ
- Effects Loop
- Headphones Out
- 29 kg/64 lbs



TECHNICAL DATA

COMBOS/TOP	QC 310	QC 412	QC 415	QC 421	QT 600
Gain Knob	X	X	X	X	X
Mute Switch					X
Tube Touch Circuit™	X	X	X	X	X
Hot Display					X
Fat Display					X
4-Band Pure Parallel EQ	X	X	X	X	X
Punch Switch	X	X	X	X	X
Bass Shape Switch					X
Mid Boost Switch					X
HF Character Switch					X
Tube Growl Knob	X	X	X	X	X
Master Knob	X	X	X	X	X
Active	X	X	X	X	X
Passive	X	X	X	X	X
Tuner Out	X	X	X	X	X
Line Out	X	X	X	X	X
DI Out, Balanced	X	X	X	X	X
EQ, Pre/Post Assignable					X
Ground Lift Switch					X
Headphones	X	X	X	X	X
FX Loop	X	X	X	X	X
Punch/FX Loop Footswitch	X	X	X	X	X
External Speaker	X	X	X	X	X
Dynavalve™ Technology	X	X	X	X	X
RMS (watts)	250	400	400	400	600
Dual Cone Neodymium Speaker	X			X	
DuraDome™ Neodymium Speaker		X	X		
Dimensions in cm (W x H x D)	50 x 50,5 x 35	55 x 55 x 35	60 x 62 x 40	60 x 62 x 40	55 x 19,5 x 32
Weight in kg/lbs (approx.)	17/37	19,5/43	24/53	29/64	14,5/32

CABINETS	QS 810 PRO	QS 610 PRO	QS 2115 PRO	QS 410 PRO	QS 210 PRO	QS 115 PRO
Speakon In/Out	X	X	X	X	X	X
10" Dual Cone Neodymium	8	6	2	4	4	
15" DuraDome™ Neod.			1			1
Impedance (ohms)	4	5,3	2,8	8	4/16	8
Power Handling (watts)	1800	1350	750	900	450	300
Dimensions in cm (W x H x D)	67 x 118 x 41,5	67 x 90,5 x 41,5	67 x 75,5 x 40,5	67 x 60 x 40,5	67 x 41,5 x 40,5	67 x 60 x 40,5
Weight in kg/lbs (approx.)	62/137	46/101	34/75	32/70	21/43	22,5/50



HUGHES & KETTNER
 St. Wendel, Germany
 Phone. +49 - (0) 68 51 - 905 223
 Fax. +49 - (0) 68 51 - 905 200

HUGHES & KETTNER INC.
 Mt Prospect, USA
 Phone. +01 - 800 - 452 6771
 Fax. +01 - 847 - 439 6781

quantum@hughes-and-kettner.com
 www.quantum-amps.com

A Division of *Hughes & Kettner*
 TECHNOLOGY OF TONE

Free Manuals Download Website

<http://myh66.com>

<http://usermanuals.us>

<http://www.somanuals.com>

<http://www.4manuals.cc>

<http://www.manual-lib.com>

<http://www.404manual.com>

<http://www.luxmanual.com>

<http://aubethermostatmanual.com>

Golf course search by state

<http://golfingnear.com>

Email search by domain

<http://emailbydomain.com>

Auto manuals search

<http://auto.somanuals.com>

TV manuals search

<http://tv.somanuals.com>