



Asst. N7317
N6062

For 1 player / Ages 8 and up

INSTRUCTION MANUAL

P/N 823C4800 Rev.A

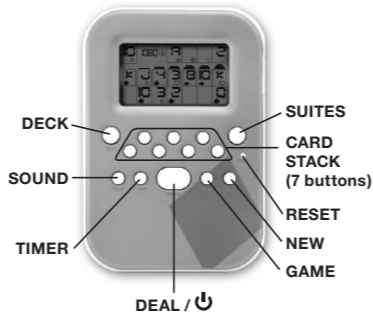
E LIGHTED SOLITAIRE QUICK START GUIDE

HOW TO PLAY


The object of the game is to separate all cards into Heart, Diamond, Club and Spade SUITE STACKS. Each stack is organized in ascending order (A,2,3,4,5,6,7,8,9,10,J,Q,K).

Cards in the CARD STACK (row of seven) must be organized in descending order and alternating colors when played.

Each card in the DECK is playable. If possible, place the face-up card(s) into the SUITE or CARD STACKS. If not playable, remove this card and play the next DECK card.



BUTTONS

DEAL /  Turn ON / DRAW a card from the deck.

TIMER Press this button to turn the timer on and off (Before the start of a game).

DECK Move cards from the DECK STACK.

SUITES Move cards to and from the SUITE STACK.

CARD STACK (7 buttons) Move cards to and from the CARD STACK.

NEW GAME Hold down to start NEW GAME.

GAME Select between Standard and Vegas.


SOUND Toggle SOUND ON/OFF.

RESET Reset the game to its original settings. Use a small blunt object to press the reset button. This will erase all previous scores.

FEATURES

TWO GAME MODES – ,STANDARD (draw 1 DECK card at a time), VEGAS

(Draw 3 DECK cards at a time).

SLEEP MODE - After 2 minute of inactivity, the game will shut down. Press the  button to turn unit back ON.

BACK LIGHT – If your lighting conditions become dim, turn on the side switch to illuminate the screen

BATTERY INSTALLATION / REPLACEMENT

This game is powered by two (2) AAA (LR03) batteries.

- Using a screwdriver (not included), loosen the screw until the battery compartment door can be removed.
- Insert two (2) AAA (LR03) batteries as indicated inside the battery

compartment.

- Replace the battery compartment door and tighten the screw with a screwdriver. Do not over-tighten.
- Batteries included are for demonstration purposes only.
- For longer life use only alkaline batteries.
- Replace the batteries when the product does not function properly.
- Remove batteries and dispose of them safely.

ADULT SUPERVISION IS RECOMMENDED WHEN CHANGING BATTERIES.

BATTERY SAFETY INFORMATION

In exceptional circumstances batteries may leak fluids that can cause a chemical burn injury or ruin your product. To avoid battery leakage;

- Do not use rechargeable batteries.
- Non-rechargeable batteries are not to be recharged.
- Do not mix alkaline, standard (carbon-zinc), or rechargeable (nickel-cadmium) batteries.
- Do not mix old and new batteries.
- Only batteries of the same or equivalent type as recommended are to be used.
- Batteries are to be inserted with the correct polarity.
- Exhausted batteries are to be

removed from the product.

- The supply terminals are not to be short-circuited.
- Dispose of batteries safely.
- Do not dispose of this product in a fire. The batteries inside may explode or leak.

CAUTION

- **Sometimes, a build-up of static electricity (from carpets, etc) may cause the game to stop working. Just reset the game, and it will work again.**
- **In an environment with radio frequency interference, the product may malfunction and require user to reset the product.**

This device complies with Part 15 of

the FCC Rules. Operation is subject to the following two conditions: (1) this device may not cause harmful interference, and (2) this device must accept any interference received, including interference that may cause undesired operation.

WARNING: Changes or modifications to this unit not expressly approved by the party responsible for compliance could void the user's authority to operate the equipment.

NOTE: This equipment has been tested and found to comply with the limits for a Class B digital device, pursuant to Part 15 of the FCC Rules. These limits are designed to provide reasonable protection

against harmful interference in a residential installation. This equipment generates, uses and can radiate radio frequency energy and, if not installed and used in accordance with the instructions, may cause harmful interference to radio communications. However, there is no guarantee that interference will not occur in a particular installation. If this equipment does cause harmful interference to radio or television reception, which can be determined by turning the equipment off and on, the user is encouraged to try to correct the interference by one or more of the following measures:

- Reorient or relocate the receiving antenna.
- Increase the separation between

the equipment and receiver.

- Connect the equipment into an outlet on a circuit different from that to which the receiver is connected.
- Consult the dealer or an experienced radio / TV technician for help.

Keep these instructions for future reference as they contain important information.



Protect the environment by not disposing of this product with household waste (2002/96/EC). Check your local authority for recycling advice and facilities.

Hereby, Mattel declares that this toy is in compliance with the essential

requirements and other relevant provisions of Directives 2004/108/EC, 88/378/EEC. Suitable for use in all EU member states. A copy of the Declaration of Conformity may be obtained from Mattel UK Ltd.

6-MONTH LIMITED WARRANTY FOR USA

(This product warranty is valid in the United States and Canada only)

Radica Games Limited warrants this product for a period of 6 months from the original purchase date under normal use against defective workmanship and materials (batteries excluded). This warranty does not cover damage resulting from accident, unreasonable use, negligence, improper service or other causes not arising out of defects in material or workmanship. Radica Games Limited will not be liable for any costs incurred due to loss of use of this product or other incidental or consequential costs, expenses or damages incurred by the purchaser. Some states do not allow the exclusion or limitation of incidental or consequential damages, so the above limitations may not apply to you.

This warranty gives you specific legal rights and you may also have other legal rights, which vary from state to state.

In the event of a defect covered under this warranty, first call the toll-free number listed below. Many problems can be solved in this manner. If necessary, you will be instructed to return the product, postage prepaid and insured, to the address below. Enclose your name, address, dated sales receipt, and a brief explanation of the defect. Replacement, and return shipment, will be free of charge.

TOLL-FREE NUMBER: **1-800-803-9611**. Hours: 9:00 AM - 7:00 PM Eastern Time; Monday - Friday; 11:00 AM - 5:00 PM; Saturday.

ADDRESS FOR RETURNS: **CONSUMER RELATIONS, 636 GIRARD AVENUE, EAST AURORA, NY 14052.**

IMPORTANT: Before returning the unit for repair, test it

CONSUMER INFORMATION

Need Assistance? Visit service.mattel.com or call 1.800.803.9611 (US and Canada only), M-F 9AM - 7PM & SAT 11AM - 5PM, Eastern.

SERVICE.MATTEL.COM



CONFORMS TO THE SAFETY REQUIREMENTS OF ASTM F963.

© 2008 Mattel, Inc. All Rights Reserved.

RADICA USA Ltd., 16650 Westgrove Dr., Suite 500, Addison, TX 75001. www.radicagames.com Helpline 1.800.803.9611 or service.mattel.com

Retain this address for future reference.

Mattel Canada Inc., Mississauga, Ontario L5R 3W2. You may call us free at 1.800.803.9611.

Mattel U.K. Ltd., Vanwall Business Park, Maidenhead SL6 4UB. Helpline 01628 500303.

Mattel Australia Pty., Ltd., Richmond, Victoria. 3121. Consumer Advisory Service - 1300 135 312.

Mattel East Asia Ltd., Room 1106, South Tower, World Finance Centre, Harbour City, Tsimshatsui, HK, China.

Diimport & Diedarkan Oleh: Mattel SEA Ptd Ltd.(993532-P) Lot 13.5, 13th Floor, Menara Lien Hoe, Persiaran Tropicana Golf Country Resort, 47410 PJ. Tel:03-78803817, Fax:03-78803867.

Mattel, Inc., 333 Continental Blvd., El Segundo, CA 90245 U.S.A. Consumer Relations 1.800.803.9611.

Free Manuals Download Website

<http://myh66.com>

<http://usermanuals.us>

<http://www.somanuals.com>

<http://www.4manuals.cc>

<http://www.manual-lib.com>

<http://www.404manual.com>

<http://www.luxmanual.com>

<http://aubethermostatmanual.com>

Golf course search by state

<http://golfingnear.com>

Email search by domain

<http://emailbydomain.com>

Auto manuals search

<http://auto.somanuals.com>

TV manuals search

<http://tv.somanuals.com>