

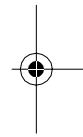
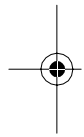


Cat. No. 43-162
OWNER'S MANUAL

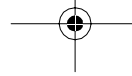
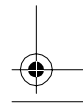
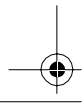
Please read before using this equipment.

**Voice Mail
MessageLite**

with Flashing Alert



RadioShack®

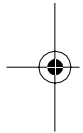




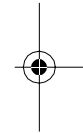
FEATURES



Your RadioShack MessageLite brings the latest in telephone technology to the problem of knowing when you have a message waiting at your voice mail box (with your local phone company). You don't even have to pick up your phone's handset!



When a caller leaves a message, the phone company sends message waiting signals on your phone line. Your MessageLite picks up these signals and flashes its indicator. If you pick up the handset, you hear a "stutter" dial tone until you retrieve the message. (The stutter tone sounds like a broken dial tone, instead of the constant tone you normally hear.)



And, if there is a power failure, you can still hear the stutter dial tone, even though the indicator does not light.

To use the MessageLite, you must be in an area where message waiting service is available from your phone company, and you must subscribe to the service.

Note: The MessageLite is designed for use with a single-line phone jack (RJ11). It might not operate properly if connected to a PBX phone system or to a 2-line phone jack (RJ14).





© 1997 Tandy Corporation.
All Rights Reserved.

RadioShack is a registered trademark used by Tandy Corporation.



The MessageLite has been tested and found to comply with all applicable UL and FCC standards.

Warning: To reduce the risk of fire or shock hazard, do not expose this product to rain or moisture.

	CAUTION RISK OF ELECTRIC SHOCK. DO NOT OPEN.	
CAUTION: TO REDUCE THE RISK OF ELECTRIC SHOCK, DO NOT REMOVE COVER OR BACK. NO USER-SERVICEABLE PARTS INSIDE. REFER SERVICING TO QUALIFIED PERSONNEL.		



This symbol is intended to alert you to the presence of uninsulated dangerous voltage within the product's enclosure that might be of sufficient magnitude to constitute a risk of electric shock. Do not open the product's case.



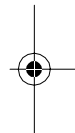
This symbol is intended to inform you that important operating and maintenance instructions are included in the literature accompanying this product.



READ THIS BEFORE INSTALLATION

We have designed your MessageLite to conform to federal regulations, and you can connect it to most phone lines.

Most devices, such as a phone or answering machine, that you connect to the phone line draw power from the line. We refer to this power draw as the device's *ringer equivalence number*, or REN. The MessageLite has a REN of 0, so it places no load on the phone line.



FCC STATEMENT

Your MessageLite complies with Part 68 of *FCC Rules*. You must, upon request, provide the FCC Registration Number and the REN to your phone company. These numbers are shown on the bottom of the base.

Note: You must not connect the MessageLite to any of the following:

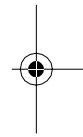
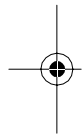
- coin-operated systems
- party-line systems
- most electronic key phone systems



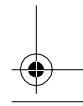
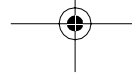
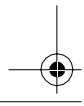


The MessageLite complies with the limits for a Class B digital device as specified in Part 15 of *FCC Rules*. These limits provide reasonable protection against radio and TV interference in a residential area. However, your equipment might cause TV or radio interference even when it is operating properly. To eliminate interference, you can try one or more of the following corrective measures:

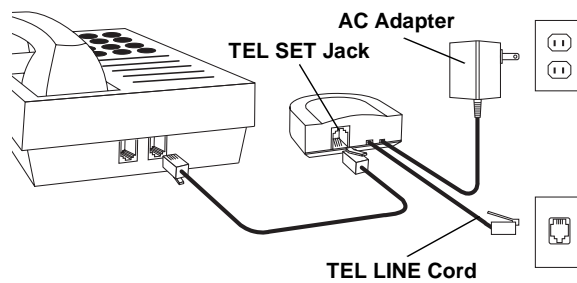
- Reorient or relocate the receiving antenna
- Increase the distance between the MessageLite and the radio or TV
- Use outlets on different electrical circuits for the MessageLite and the radio or TV



Consult your local RadioShack store if the problem still exists.



INSTALLATION



1. Unplug the phone line cord from your modular wall jack and plug it into the MessageLite's **TEL SET** jack.
2. Plug the MessageLite's **TEL LINE** cord into the modular wall jack.
3. Plug the MessageLite's AC adapter into a standard AC outlet. The indicator flashes four times.

To mount the MessageLite on the wall, peel off one side of the supplied double-sided adhesive tape and stick the tape to the bottom of the MessageLite. Peel off the other side of the adhesive tape and firmly press the MessageLite to a clean, smooth surface.



OPERATION

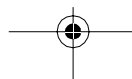
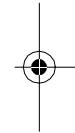
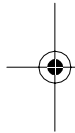


To test the MessageLite at any time, call your phone and leave a message in your voice mail box. Within about 4 minutes, the MessageLite indicator flashes and, when you pick up the handset, you hear the stutter dial tone.

The MessageLite indicator flashes until you retrieve all messages and the voice mail box is clear.

Notes:

- Your MessageLite's indicator is clear when there are no new messages in your voice mail box or when the MessageLite does not have AC power.
- Some special functions, such as call conferencing, might trigger false message waiting indications.



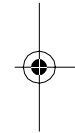


CARE AND MAINTENANCE

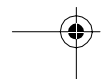
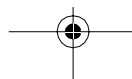


Your RadioShack MessageLite is an example of superior design and craftsmanship. These suggestions will help you care for the MessageLite so you can enjoy it for years.

- Keep the MessageLite dry. If it gets wet, wipe it dry immediately.
- Use and store the MessageLite only in normal temperature environments.
- Handle the MessageLite gently and carefully. Don't drop it.
- Keep the MessageLite away from dust and dirt.
- Wipe the MessageLite with a damp cloth occasionally to keep it looking new.



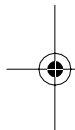
Modifying or tampering with the MessageLite's internal components can cause a malfunction and invalidate its warranty. If your MessageLite is not performing as it should, take it to your local RadioShack store for assistance. If the trouble is affecting the telephone lines, the telephone company might ask you to disconnect your MessageLite until you have resolved the problem.



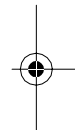


THE FCC WANTS YOU TO KNOW

In the unlikely event that your MessageLite causes problems on the phone line, the phone company can temporarily disconnect your service. If this happens, the phone company attempts to notify you in advance. If advance notice is not practical, the phone company notifies you as soon as possible and advises you of your right to file a complaint with the FCC.



Also, the phone company can make changes to its lines, equipment, operations, or procedures that could affect the operation of this MessageLite. The phone company notifies you of these changes in advance, so you can take the necessary steps to prevent interruption of your telephone service.



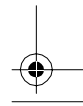
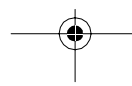
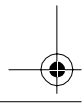
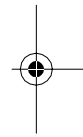
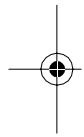
LIGHTNING

Your MessageLite has built-in protection circuits to reduce the risk of damage from surges in telephone line and power line current. These protection circuits meet or exceed the FCC requirements. However, lightning striking the telephone or power lines can damage your MessageLite.



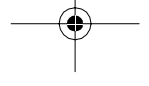
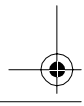
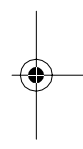
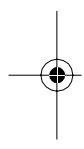


Lightning damage is not common. Nevertheless, if you live in an area that has severe electrical storms, we suggest that you unplug your telephone system during storms to reduce the possibility of damage.





NOTES



Limited One-Year Warranty

This product is warranted by RadioShack against manufacturing defects in material and workmanship under normal use for one (1) year from the date of purchase from RadioShack company-owned stores and authorized RadioShack franchisees and dealers. EXCEPT AS PROVIDED HEREIN, RadioShack MAKES NO EXPRESS WARRANTIES AND ANY IMPLIED WARRANTIES, INCLUDING THOSE OF MERCHANTABILITY AND FITNESS FOR A PARTICULAR PURPOSE, ARE LIMITED IN DURATION TO THE DURATION OF THE WRITTEN LIMITED WARRANTIES CONTAINED HEREIN. EXCEPT AS PROVIDED HEREIN, RadioShack SHALL HAVE NO LIABILITY OR RESPONSIBILITY TO CUSTOMER OR ANY OTHER PERSON OR ENTITY WITH RESPECT TO ANY LIABILITY, LOSS OR DAMAGE CAUSED DIRECTLY OR INDIRECTLY BY USE OR PERFORMANCE OF THE PRODUCT OR ARISING OUT OF ANY BREACH OF THIS WARRANTY, INCLUDING, BUT NOT LIMITED TO, ANY DAMAGES RESULTING FROM INCONVENIENCE, LOSS OF TIME, DATA, PROPERTY, REVENUE, OR PROFIT OR ANY INDIRECT, SPECIAL, INCIDENTAL, OR CONSEQUENTIAL DAMAGES, EVEN IF RadioShack HAS BEEN ADVISED OF THE POSSIBILITY OF SUCH DAMAGES.

Some states do not allow the limitations on how long an implied warranty lasts or the exclusion of incidental or consequential damages, so the above limitations or exclusions may not apply to you.

In the event of a product defect during the warranty period, take the product and the RadioShack sales receipt as proof of purchase date to any RadioShack store. RadioShack will, at its option, unless otherwise provided by law: (a) correct the defect by product repair without charge for parts and labor; (b) replace the product with one of the same or similar design; or (c) refund the purchase price. All replaced parts and products, and products on which a refund is made, become the property of RadioShack. New or reconditioned parts and products may be used in the performance of warranty service. Repaired or replaced parts and products are warranted for the remainder of the original warranty period. You will be charged for repair or replacement of the product made after the expiration of the warranty period.

This warranty does not cover: (a) damage or failure caused by or attributable to acts of God, abuse, accident, misuse, improper or abnormal usage, failure to follow instructions, improper installation or maintenance, alteration, lightning or other incidence of excess voltage or current; (b) any repairs other than those provided by a RadioShack Authorized Service Facility; (c) consumables such as fuses or batteries; (d) cosmetic damage; (e) transportation, shipping or insurance costs; or (f) costs of product removal, installation, set-up service adjustment or reinstallation.

This warranty gives you specific legal rights, and you may also have other rights which vary from state to state.

RadioShack Customer Relations, Dept. W, 100 Throckmorton St., Suite 600,
Fort Worth, TX 76102

We Service What We Sell

3/97

RadioShack
A Division of Tandy Corporation
Fort Worth, Texas 76102

5A7

Printed in China

Free Manuals Download Website

<http://myh66.com>

<http://usermanuals.us>

<http://www.somanuals.com>

<http://www.4manuals.cc>

<http://www.manual-lib.com>

<http://www.404manual.com>

<http://www.luxmanual.com>

<http://aubethermostatmanual.com>

Golf course search by state

<http://golfingnear.com>

Email search by domain

<http://emailbydomain.com>

Auto manuals search

<http://auto.somanuals.com>

TV manuals search

<http://tv.somanuals.com>