

Listening Safely

To protect your hearing when using earphones, set the volume to the lowest setting before you begin listening, then adjust it to a comfortable level. Wearing earphones while driving a car or riding a bicycle can create a traffic hazard and could be illegal in some areas.

FCC Statement

This device complies with Part 15 of *FCC Rules*. Operation is subject to the condition that this device does not cause harmful interference.

Your radio might cause TV or radio interference even when it is operating properly. To determine whether your radio is causing the interference, turn it off. If the interference goes away, your radio is causing it. Try to eliminate the interference by:

- moving your radio from the receiver
- contacting your local RadioShack store for help

If you cannot eliminate the interference, the FCC requires that you stop using the radio.

OPTIMUS®

AM/FM Stereo Headset Radio

■ **Precise Digital Tuning
with 20-Station Memory
(10 FM, 10 AM)**

■ **Adjustable Headband
and Sub-Headband**

■ **1.4-Inch Diameter Speakers**

■ **Extended Bass**

Owner's Manual

Cat. No. 12-928

Download from www.Somanuals.com. All Manuals Search And Download.

Caring for Your Radio

To enjoy your radio for a long time:

- Handle it gently.
- Keep it away from dust, moisture, and temperature extremes.
- Clean it with a damp cloth. Do not use harsh chemicals.
- Do not take it apart. If something is wrong with the radio, take it to your local RadioShack store for assistance.

Limited Ninety-Day Warranty

This product is warranted by RadioShack against manufacturing defects in material and workmanship under normal use for ninety (90) days from the date of purchase from RadioShack company-owned stores and authorized RadioShack franchisees and dealers. EXCEPT AS PROVIDED HEREIN, RadioShack MAKES NO EXPRESS WARRANTIES AND ANY IMPLIED WARRANTIES, INCLUDING THOSE OF MERCHANTABILITY AND FITNESS FOR A PARTICULAR PURPOSE, ARE LIMITED IN DURATION TO THE DURATION OF THE WRITTEN LIMITED WARRANTIES CONTAINED HEREIN. EXCEPT AS PROVIDED HEREIN, RadioShack SHALL HAVE NO LIABILITY OR RESPONSIBILITY TO CUSTOMER OR ANY OTHER PERSON OR ENTITY WITH RESPECT TO ANY LIABILITY, LOSS OR DAMAGE CAUSED DIRECTLY OR INDIRECTLY BY USE OR PERFORMANCE OF THE PRODUCT OR ARISING OUT OF ANY BREACH OF THIS WARRANTY, INCLUDING, BUT NOT LIMITED TO, ANY DAMAGES RESULTING FROM INCONVENIENCE, LOSS OF TIME, DATA, PROPERTY, REVENUE, OR PROFIT OR ANY INDIRECT, SPECIAL, INCIDENTAL, OR CONSEQUENTIAL DAMAGES, EVEN IF RadioShack HAS BEEN ADVISED OF THE POSSIBILITY OF SUCH DAMAGES.

Some states do not allow limitations on how long an implied warranty lasts or the exclusion or limitation of incidental or consequential damages, so the above limitations or exclusions may not apply to you. *(Continued)*

(Continued) In the event of a product defect during the warranty period, take the product and the RadioShack sales receipt as proof of purchase date to any RadioShack store. RadioShack will, at its option, unless otherwise provided by law: (a) correct the defect by product repair without charge for parts and labor; (b) replace the product with one of the same or similar design; or (c) refund the purchase price. All replaced parts and products, and products on which a refund is made, become the property of RadioShack. New or reconditioned parts and products may be used in the performance of warranty service. Repaired or replaced parts and products are warranted for the remainder of the original warranty period. You will be charged for repair or replacement of the product made after the expiration of the warranty period.

This warranty does not cover: (a) damage or failure caused by or attributable to acts of God, abuse, accident, misuse, improper or abnormal usage, failure to follow instructions, improper installation or maintenance, alteration, lightning or other incidence of excess voltage or current; (b) any repairs other than those provided by a RadioShack Authorized Service Facility; (c) consumables such as fuses or batteries; (d) cosmetic damage; (e) transportation, shipping or insurance costs; or (f) costs of product removal, installation, set-up service adjustment or reinstallation.

This warranty gives you specific legal rights, and you may also have other rights which vary from state to state.

RadioShack Customer Relations, 200 Taylor Street,
6th Floor, Fort Worth, TX 76102

We Service What We Sell

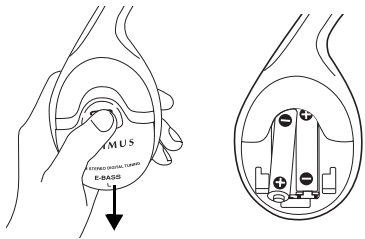
12/99

RadioShack
A Division of Tandy Corporation
Fort Worth, TX 76102

01A00

Printed in China


INSTALLING BATTERIES



1. Slide the battery compartment cover in the direction of the arrow and remove it.
2. Insert two AAA batteries (not supplied) into the compartment, according to the polarity marks (+ and -) inside.

Caution: Always use fresh batteries of the required size and recommended type.

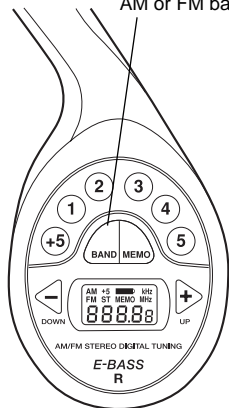
3. Replace the cover.

Replace the batteries when  flashes on the display.

Important: To protect stations stored in memory, be sure **ON/OFF** is set to **OFF** before removing the batteries, and replace the batteries within 45 seconds.

USING THE HEADSET RADIO

Press **BAND** to select the AM or FM band.



Repeatedly press **DOWN** or **UP** to select the desired station, or hold it down to quickly search for a station.

Slide **E-BASS/ON/OFF/POWER** to **ON** to turn on the radio, **E-BASS** to enhance bass sounds, or **OFF** to turn off the radio.

Rotate **VOLUME** to adjust the volume (see "Listening Safely").

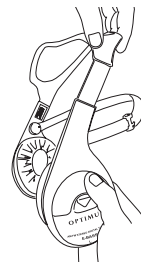
To store a station in memory, select the band and station you want to store, then press **MEMO**. While **MEMO** flashes, press the number button for the desired location. (For location 10, press **+5** and **5**.) Press **MEMO** again to store the station.

To listen to a stored station, press the number button for its memory location.



ADJUSTING THE HEADBANDS

For the best fit, position the headset so the foam pads beneath the headband clips rest on your ears. Adjust the headset's angle for comfort and performance.



SPECIFICATIONS

AM	530–1710 kHz
FM	88–108 MHz
Output Power	20 mW + 20 mW
Speaker Diameter	1.4 in (36 mm)
Power Source	Two AAA Batteries
Alkaline Battery Life	30 Hours
Dimensions (HWD)	6 ¹¹ / ₁₆ × 6 ⁵ / ₁₆ × 2 ³ / ₁₆ in (170 × 160 × 55 mm)
Weight (with battery)	7 oz (200 g)

Specifications are typical; individual units might vary. Specifications are subject to change and improvement without notice.

© 2000 Tandy Corporation.
All Rights Reserved.

RadioShack and Optimus are registered trademarks used by Tandy Corporation.

Free Manuals Download Website

<http://myh66.com>

<http://usermanuals.us>

<http://www.somanuals.com>

<http://www.4manuals.cc>

<http://www.manual-lib.com>

<http://www.404manual.com>

<http://www.luxmanual.com>

<http://aubethermostatmanual.com>

Golf course search by state

<http://golfingnear.com>

Email search by domain

<http://emailbydomain.com>

Auto manuals search

<http://auto.somanuals.com>

TV manuals search

<http://tv.somanuals.com>